



US0D1009511S

(12) **United States Design Patent** (10) **Patent No.:** **US D1,009,511 S**
Park (45) **Date of Patent:** **** Jan. 2, 2024**

(54) **WALL MOUNTABLE RACK**

(71) Applicant: **Umbra LLC**, Buffalo, NY (US)
(72) Inventor: **Sung Wook Park**, Toronto (CA)
(73) Assignee: **UMBRA LLC**, Buffalo, NY (US)
(**) Term: **15 Years**

(21) Appl. No.: **29/715,072**

(22) Filed: **Nov. 27, 2019**

(51) **LOC (14) Cl.** **06-08**

(52) **U.S. Cl.**
USPC **D6/320; D8/372**

(58) **Field of Classification Search**
USPC D6/346, 559, 672, 320-324, 574, 553,
D6/566, 571; D7/698, 704; D26/72;
108/28-29, 152; 211/13.1, 42, 86.01,
211/88.01, 90.01, 90.03, 126.1, 134, 153;
248/205.3, 235, 243, 247, 250; D8/349,
D8/354, 367, 372
CPC A47B 43/00; A47B 43/04; A47B 47/0066;
A47B 47/04; A47B 63/00; A47B 69/00;
A47B 71/00
See application file for complete search history.

(56) **References Cited**

U.S. PATENT DOCUMENTS

D48,181 S	*	11/1915	Holstein	D17/10
D127,295 S	*	5/1941	Fraklin	D6/320
D751,371 S	*	3/2016	Pan	D8/372
D775,477 S	*	1/2017	Corless	D6/320
D835,422 S	*	12/2018	Cohen	D8/372
D857,406 S	*	8/2019	Shipp	D8/372

(Continued)

OTHER PUBLICATIONS

Amazon.com, Umbra Picket 5 Hooks, Wall-mounted Rail, Mar. 1, 2019, <https://www.amazon.com/Umbra-Wall-Mounted-Doubles-Beveled-Natural/dp/B07N7F5N9Q/> (Year: 2019).*

Primary Examiner — Nathan M Johnston
(74) *Attorney, Agent, or Firm* — Simpson & Simpson, PLLC

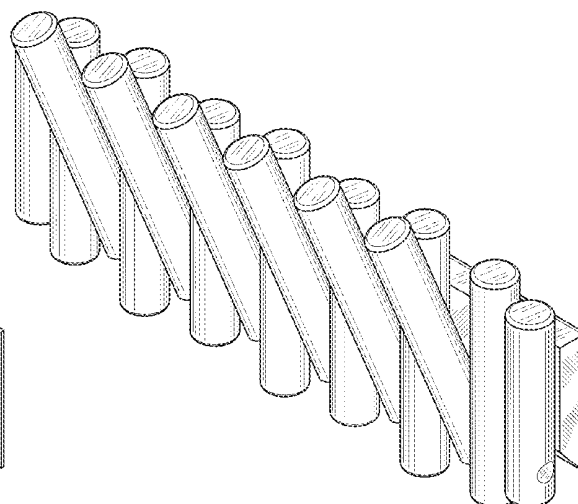
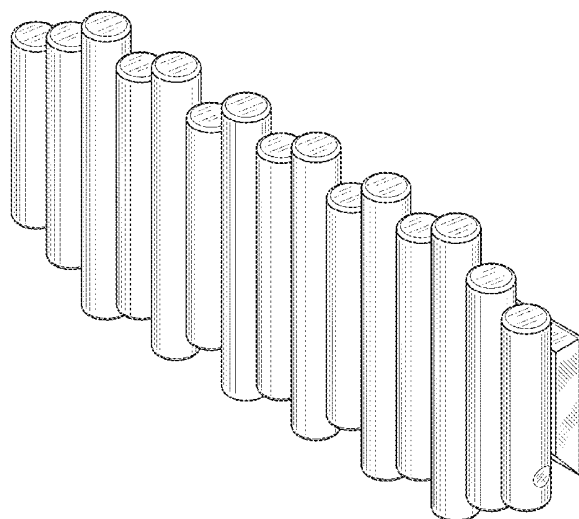
(57) **CLAIM**

The ornamental design for a wall mountable rack, as shown and described.

DESCRIPTION

FIG. 1 is a front perspective view of the wall mountable rack of the present invention, shown in a closed orientation with all cylindrical hooks parallel to one another;
FIG. 2 is a front perspective view of the wall mountable rack shown in FIG. 1, shown in an open orientation with some of the cylindrical hooks pivoted at an angle relative to the upright hooks to accommodate hanging of articles;
FIG. 3 is a front view of the invention shown in FIG. 1;
FIG. 4 is a rear view of the invention shown in FIG. 1;
FIG. 5 is a left side view of the invention shown in FIG. 1;
FIG. 6 is a right side view of the invention shown in FIG. 1;
FIG. 7 is a left side view of the invention shown in FIG. 2;
FIG. 8 is a right side view of the invention shown in FIG. 2;
FIG. 9 is a top view of the invention shown in FIG. 1;
FIG. 10 is a bottom view of the invention shown in FIG. 1;
FIG. 11 is a top view of the invention shown in FIG. 2; and
FIG. 12 is a bottom view of the invention shown in FIG. 2.
A wall mountable rack, for hanging articles, as shown in FIG. 1 in a closed position and in FIG. 2 in an open position.

1 Claim, 8 Drawing Sheets



(56)

References Cited

U.S. PATENT DOCUMENTS

D956,436 S * 7/2022 Yang D6/323
2017/0280870 A1 * 10/2017 Rue A47B 47/00

* cited by examiner

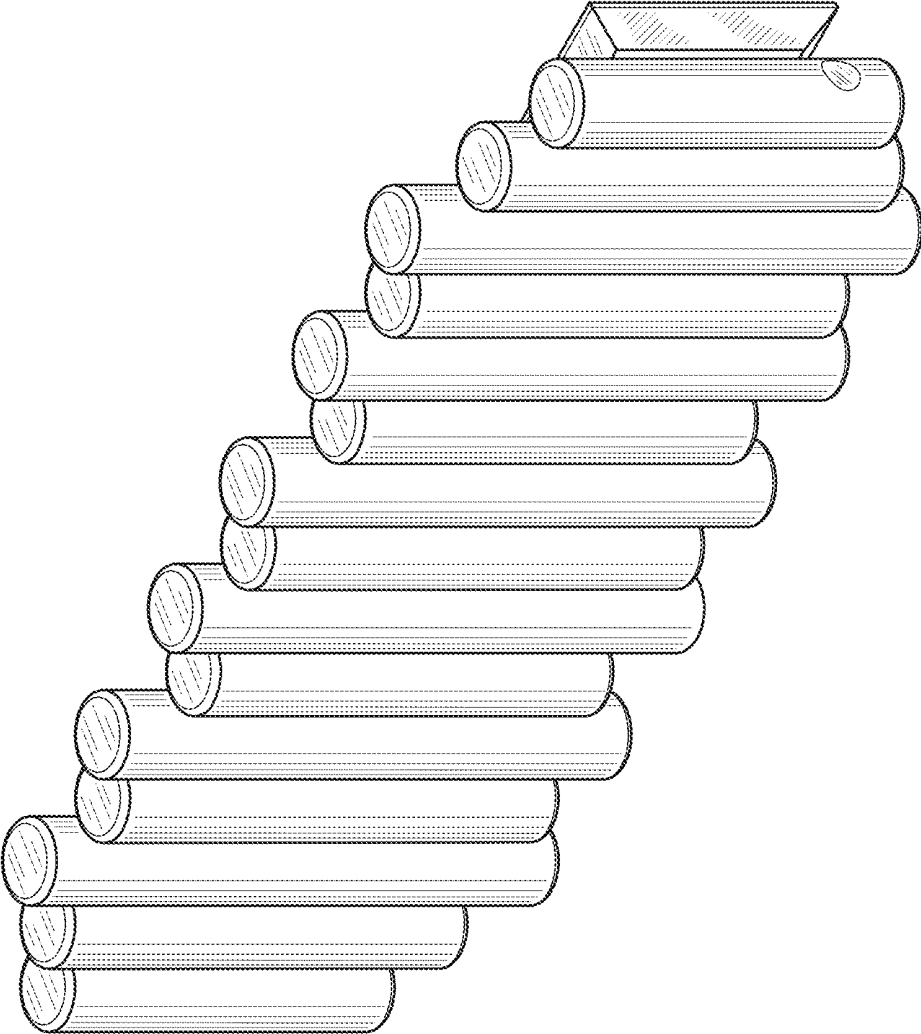


Fig. 1

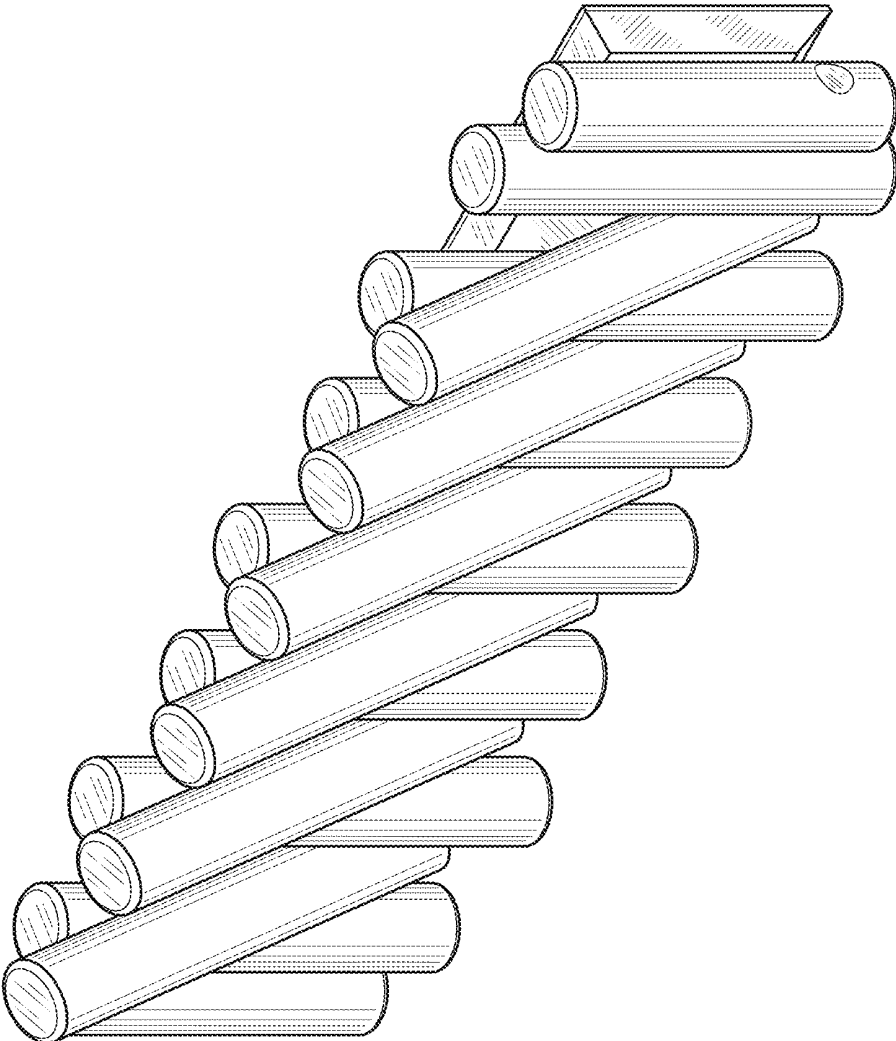


Fig. 2

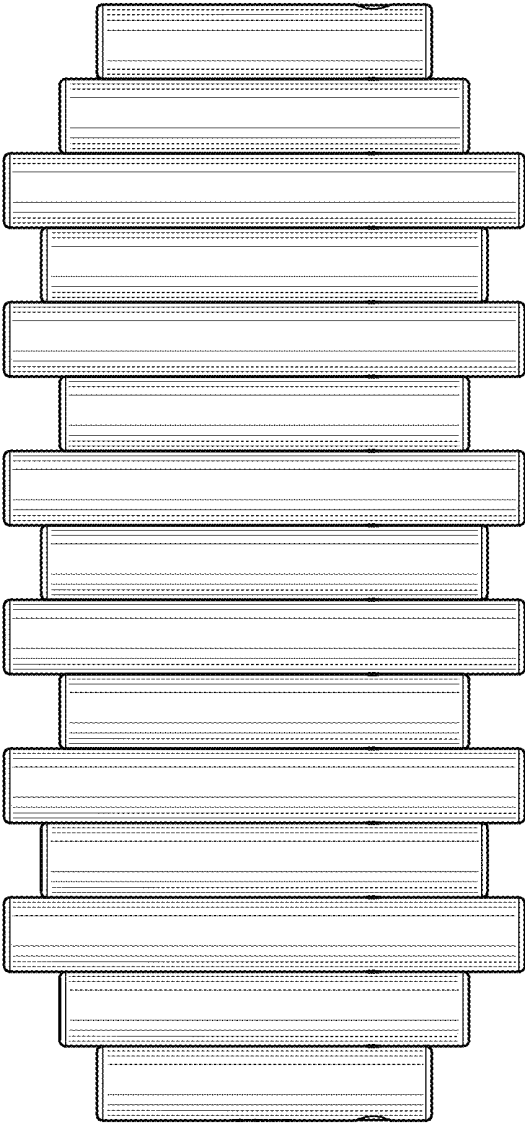


Fig. 3

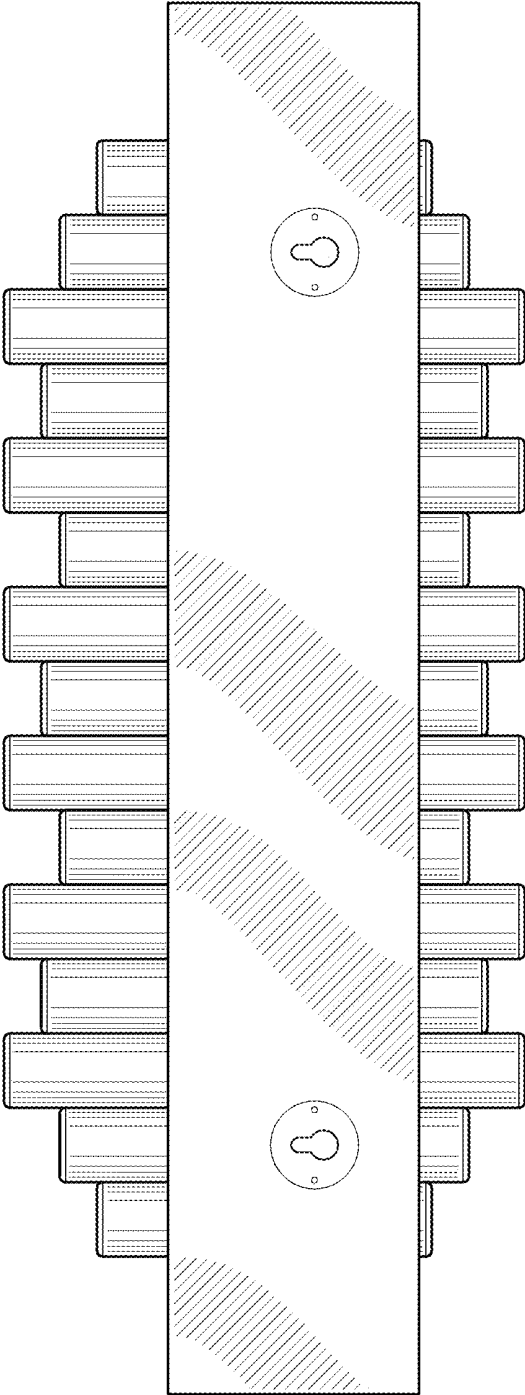


Fig. 4

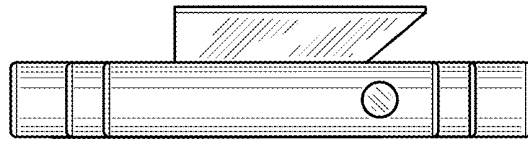


Fig. 6

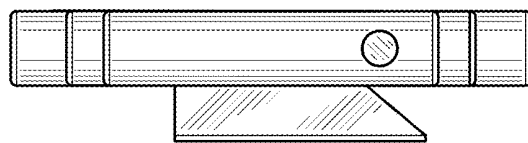


Fig. 5

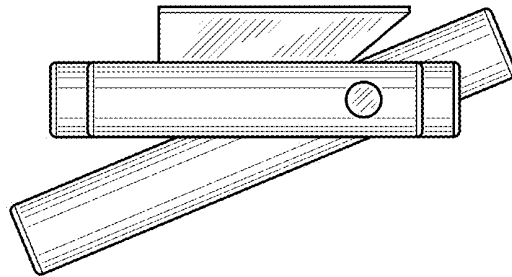


Fig. 8

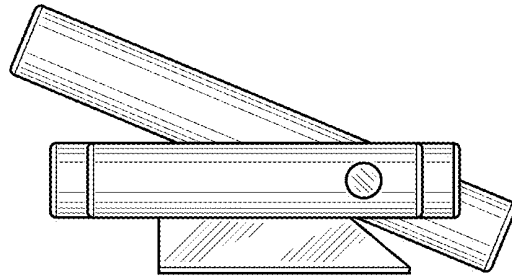


Fig. 7

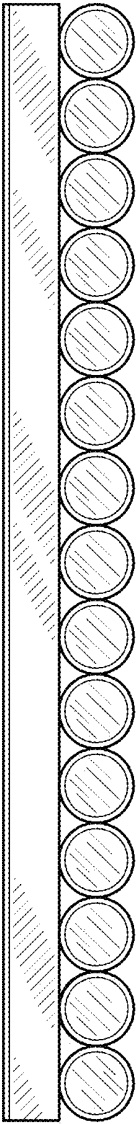


Fig. 9

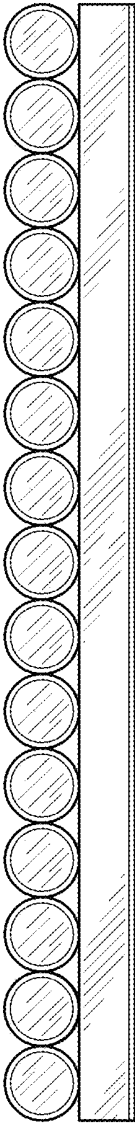


Fig. 10

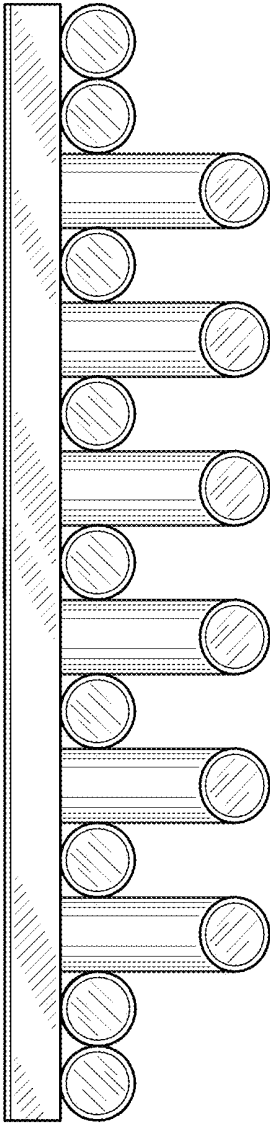


Fig. 11

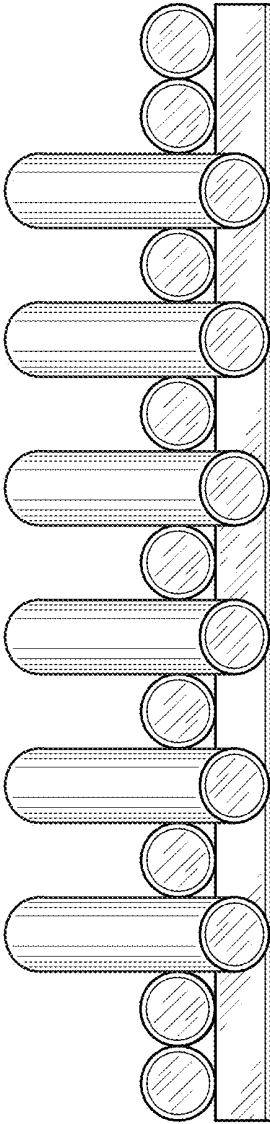


Fig. 12