US0D1156886S

(12) United States Design Patent

Carr

(10) Patent No.: US D1,156,886 S
(45) Date of Patent: ** Nov. 10, 2026

(54) **CURTAIN ROD**

(71) Applicant: **Umbra LLC**, Buffalo, NY (US)

(72) Inventor: **Matthew J. Carr**, Toronto (CA)

(73) Assignee: **UMBRA LLC**, Buffalo, NY (US)

(**) Term: **15 Years**

(21) Appl. No.: **30/009,119**

(22) Filed: **Jun. 19, 2025**

(51) **LOC (15) Cl.** **08-11**

(52) **U.S. Cl.**
USPC **D8/376**

(58) **Field of Classification Search**
USPC D8/349, 354, 363, 373, 376, 378, 380; D25/119, 121, 122, 124
CPC . A47H 13/00; A47H 1/00; A47H 1/02; A47H 1/04; A47H 1/06; A47H 1/08; A47H 2001/003; A47H 2001/006; A47H 2001/0205; A47H 2001/021; A47H 2001/0215; A47H 2001/022; A47H 2001/042; A47H 2001/045; A47H 2001/047
See application file for complete search history.

(56) **References Cited**

U.S. PATENT DOCUMENTS

D27,511	S *	8/1897	Chesson	D26/142
D203,392	S *	1/1966	Dalhaus	D8/376
D206,003	S *	10/1966	Graber	D8/376
D207,584	S *	5/1967	Johnson	D8/376
D229,025	S *	11/1973	Levine	D8/312
D230,948	S *	3/1974	Moon	D8/376
D389,042	S *	1/1998	Smiley	D8/378
D507,964	S *	8/2005	File	D8/378
D516,902	S *	3/2006	Harwanko	D8/378
D547,167	S *	7/2007	Barrese	D8/380
D1,022,680	S *	4/2024	He	D8/376
D1,052,389	S *	11/2024	Xie	D8/378
2008/0164393	A1 *	7/2008	Hung	A47H 1/142 248/251

OTHER PUBLICATIONS

512 Finial, posted Jun. 14, 2021 [online], [retrieved Mar. 4, 2026]. Retrieved from internet, https://www.thecurtainrodshop.com/512-finial (Year: 2021).*
Painted Metal Pole Resin Finials Pipe Curtain Rods, posted Oct. 2, 2022 [online], [retrieved Mar. 4, 2026]. Retrieved from internet, https://www.kieicurtain.com/sale-13119965-painted-metal-pole-resin-finials-pipe-curtain-rods.html (Year: 2022).*
Umbra Cleo Curtain 1" Rod for Window Drapery, posted Apr. 13, 2025 [online], [retrieved Mar. 4, 2026]. Retrieved from internet, https://www.amazon.co.uk/Umbra-Cleo-Curtain-Diameter-168-305/dp/B0DZNJZY3V?th=1 (Year: 2025).*

* cited by examiner

Primary Examiner — Justin M Jonaitis
Assistant Examiner — Benjamin L. Gray
(74) *Attorney, Agent, or Firm* — Simpson & Simpson, PLLC

(57) **CLAIM**

The ornamental design for a curtain rod as shown and described.

DESCRIPTION

FIG. **1** is a perspective view of a curtain rod of the present invention;
FIG. **2** is a front view thereof;
FIG. **3** is a rear view thereof;
FIG. **4** is a left-side view thereof;
FIG. **5** is a right-side view thereof;
FIG. **6** is a top view thereof; and,
FIG. **7** is a bottom view thereof.
Contour lines are included in the various views of FIGS. **1** through **7** to depict surface curvature, flatness and/or other shapes.

1 Claim, 4 Drawing Sheets

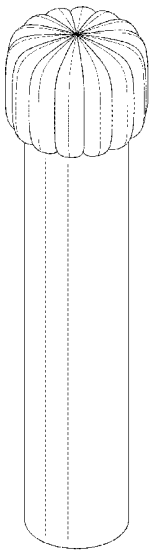

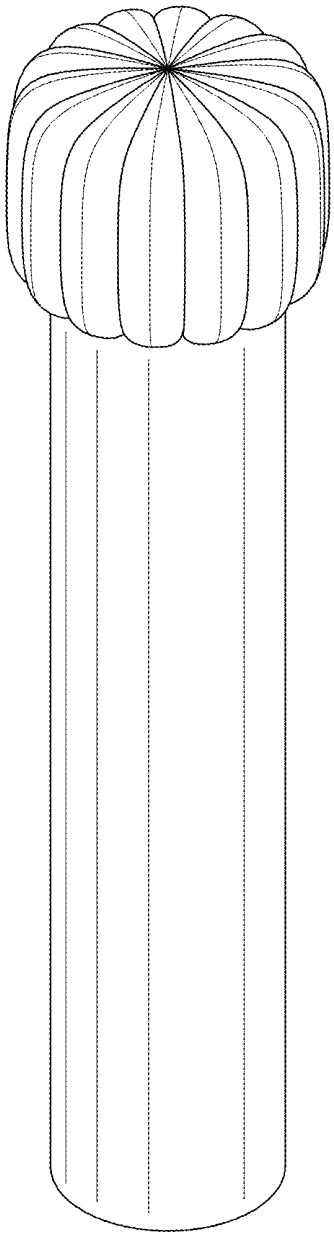

FIG. 1

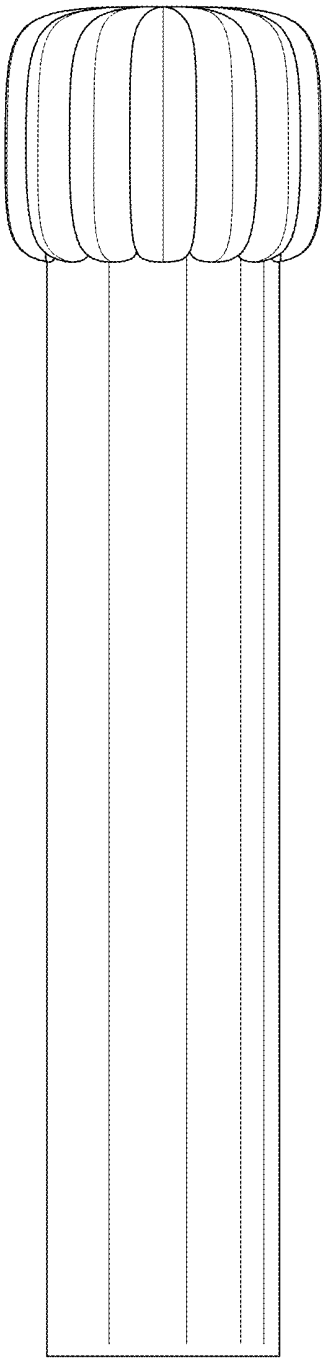

FIG. 2

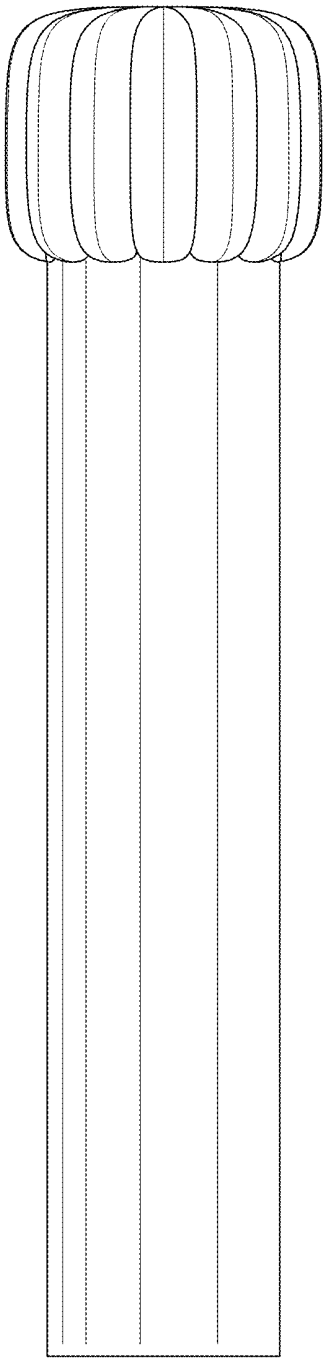

FIG. 3

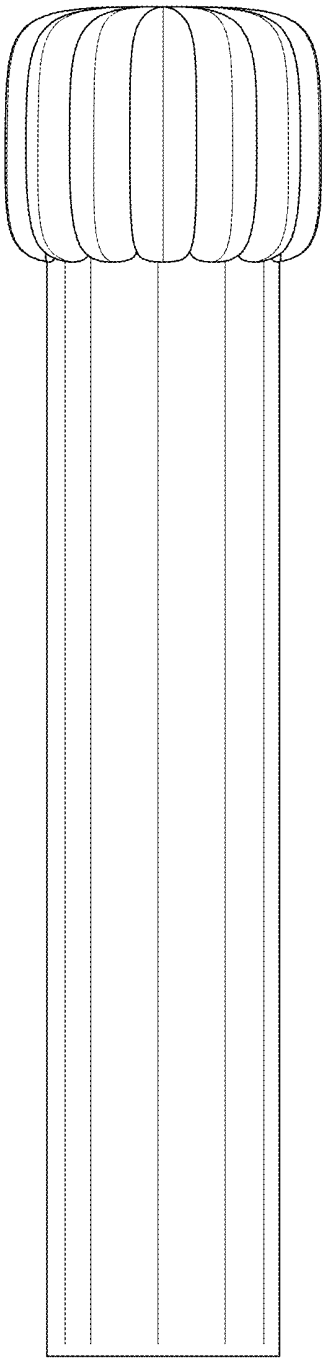

FIG. 4

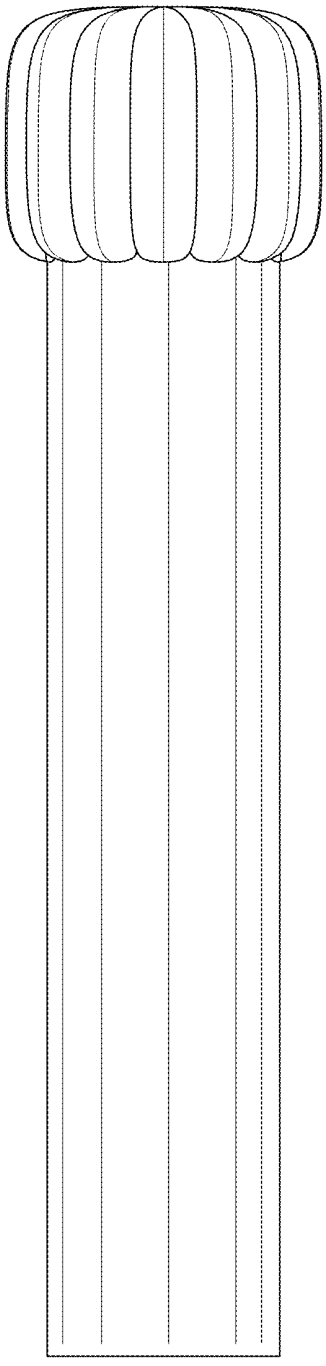

FIG. 5

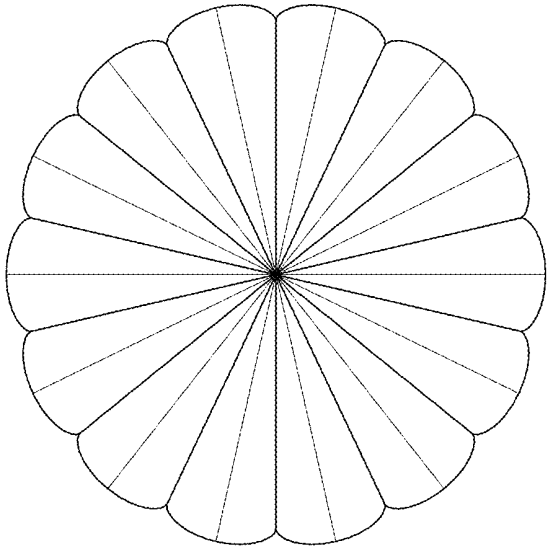

FIG. 6

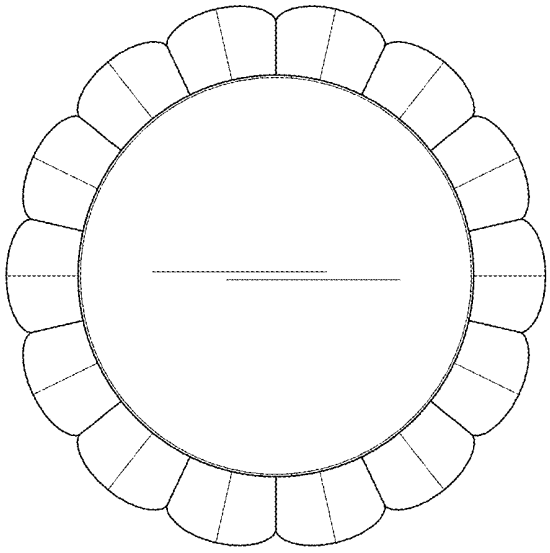

FIG. 7