

[54] CURRENT-TO-VOLTAGE TRANSFORMER

[75] Inventor: Robert S. Pershyn, Buffalo, N.Y.

[73] Assignee: Clarence Controls Inc., Buffalo, N.Y.

[**] Term: 14 Years

[21] Appl. No.: 73,257

[22] Filed: Sep. 7, 1979

[51] Int. Cl. D13-02

[52] U.S. Cl. D13/4; D13/11

[58] Field of Search 336/90, 61; 339/18 R;
D13/4, 11

[56] References Cited

U.S. PATENT DOCUMENTS

D. 222,146 10/1971 Urquhart D13/11

3,054,975 9/1962 Barr 336/90
4,156,222 5/1979 Rossman et al. 336/61

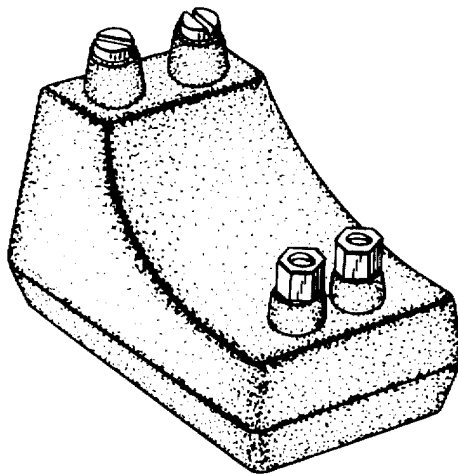
Primary Examiner—A. Hugo Word
Attorney, Agent, or Firm—Bean, Kauffman & Bean

[57] CLAIM

The ornamental design for a current-to-voltage transformer, as shown and described.

DESCRIPTION

FIG. 1 is a perspective view of a current-to-voltage transformer showing my new design; FIG. 2 is a top plan thereof; FIG. 3 is a side elevational view, the opposite side being the same as the side shown; FIG. 4 is an end elevational view thereof; FIG. 5 is an opposite end elevational view thereof; and FIG. 6 is a bottom plan view thereof.



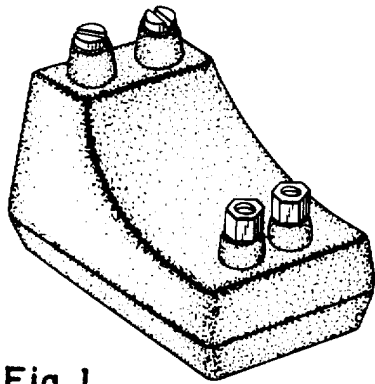


Fig. 1.

Fig. 2.

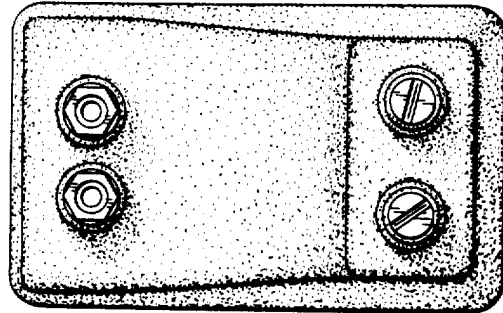


Fig. 4.

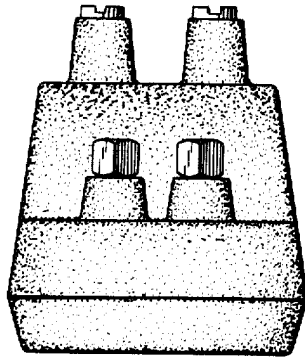


Fig. 3.

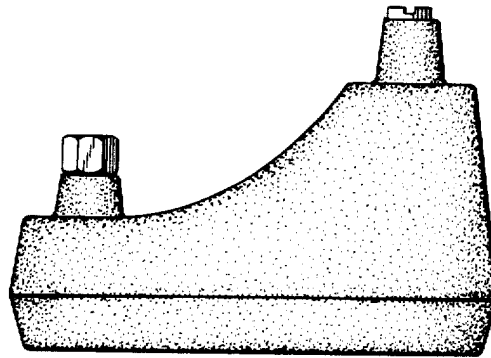


Fig. 5.

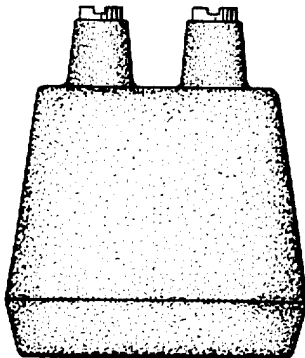


Fig. 6.

