

[54] **SURFACE EFFECT SHIP**

[75] **Inventor: John B. Chaplin, Covington, La.**

[73] **Assignee: Textron Inc., Providence, R.I.**

[\*\*] **Term: 14 Years**

[21] **Appl. No.: 446,388**

[22] **Filed: Dec. 2, 1982**

[52] **U.S. Cl. .... D12/5**

[58] **Field of Search ..... D12/5, 300, 301, 315,  
D12/318, 312; 114/67 A; 180/116, 121, 127**

[56] **References Cited**

**U.S. PATENT DOCUMENTS**

D. 157,992 4/1950 Meyer et al. .... D12/318  
D. 243,322 2/1977 Guienne ..... D12/5

**OTHER PUBLICATIONS**

Mit-Sut Tech. Rev., (Japan), No. 100, (1977), Photo/-  
The First Craft CP20-01, "Blue Hawk", p. 3.

*Primary Examiner*—James M. Gandy  
*Assistant Examiner*—Kay H. Chin  
*Attorney, Agent, or Firm*—Bean, Kauffman & Bean

[57] **CLAIM**

The ornamental design for a surface effect ship, as shown and described.

**DESCRIPTION**

FIG. 1 is a top perspective view of a surface effect ship, showing my new design;  
FIG. 2 is a front end elevational view thereof;  
FIG. 3 is a rear end elevational view thereof;  
FIG. 4 is a top plan view thereof; and  
FIG. 5 is a side elevational view thereof, the opposite side being a mirror image of that shown.

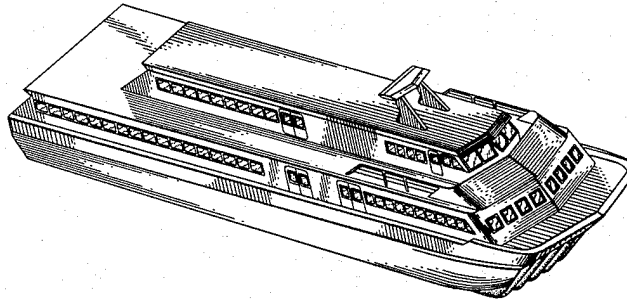


Fig. 1.

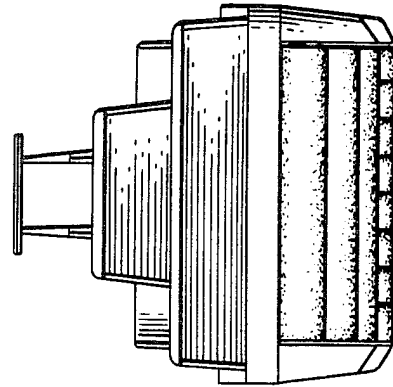
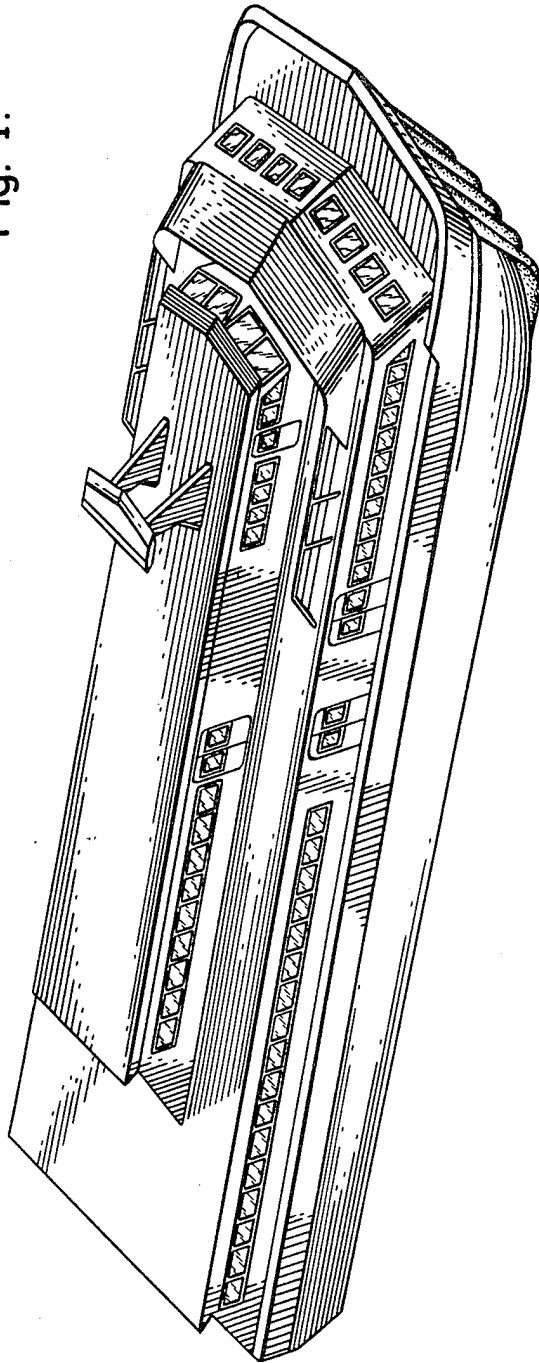


Fig. 3.

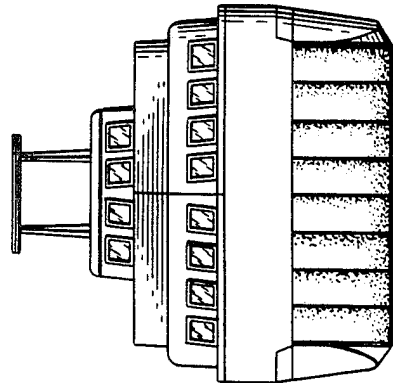


Fig. 2.

Fig. 4.

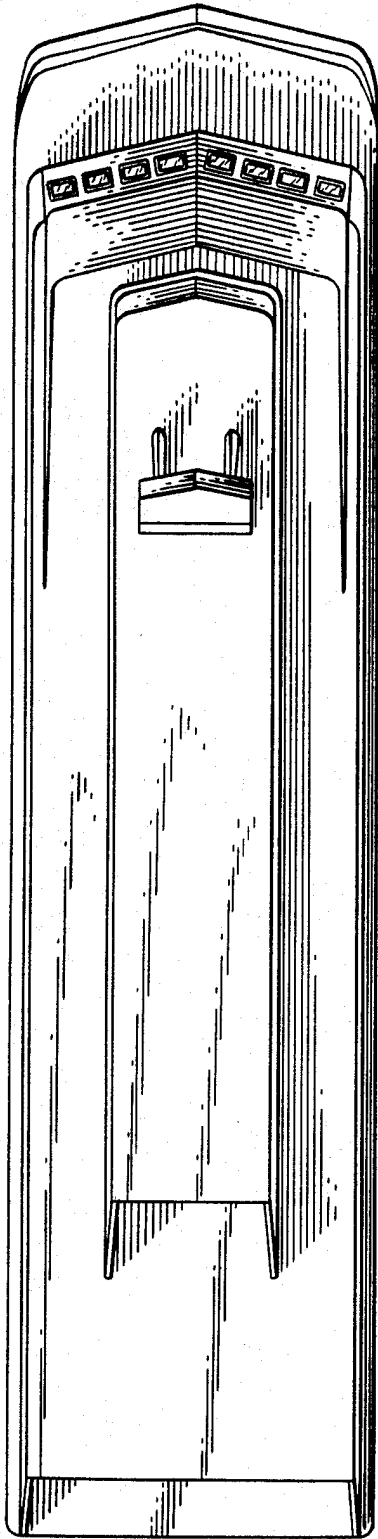


Fig. 5.

