

[54] SWIMMING POOL LINER

3,938,199 2/1976 Laven ..... 52/282 X

[75] Inventors: Robert D. Krotzer, East Amherst; Ross J. Eckert, Boston; Domenico Commisso, Clarence; Douglas C. Ordal, Williamsville; Peter S. Pawlik, Hamburg, all of N.Y.

Primary Examiner—A. Hugo Word  
Attorney, Agent, or Firm—Bean, Kauffman & Bean

[73] Assignee: Kayak Manufacturing Corp., West Seneca, N.Y.

[57] CLAIM

The ornamental design for a swimming pool liner, as shown and described.

[\*\*] Term: 14 Years

DESCRIPTION

[21] Appl. No.: 612,315

FIG. 1 is a top plan view illustrating the swimming pool liner showing our new design;

FIG. 2 is a sectional view thereof taken generally along the line 2—2 in FIG. 1;

[22] Filed: May 21, 1984

FIG. 3 is a sectional view thereof taken generally along the line 3—3 in FIG. 1;

[52] U.S. Cl. .... D25/2

FIG. 4 is a sectional view thereof taken generally along the line 4—4 in FIG. 1;

[58] Field of Search ..... 52/282, 169; D25/2;

4/488, 506, 513

FIG. 5 is a top plan view illustrating an alternative form of our new design;

[56] References Cited

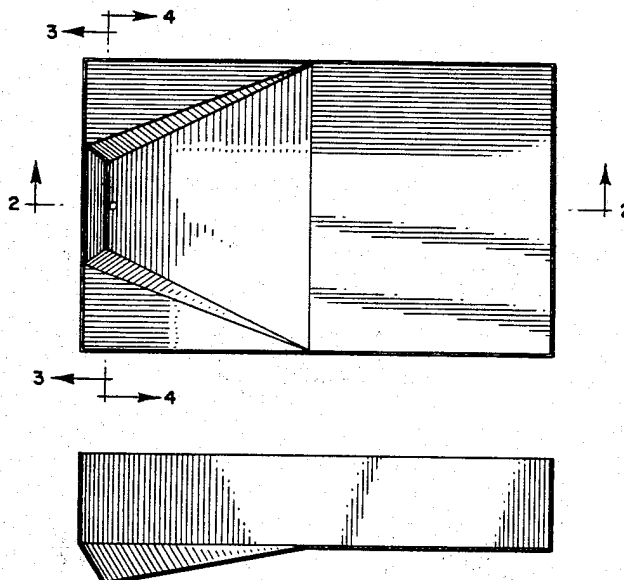
U.S. PATENT DOCUMENTS

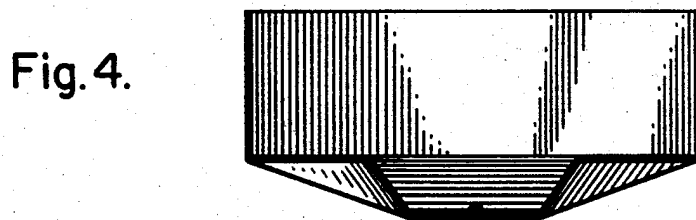
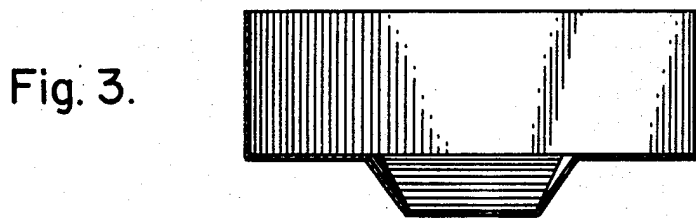
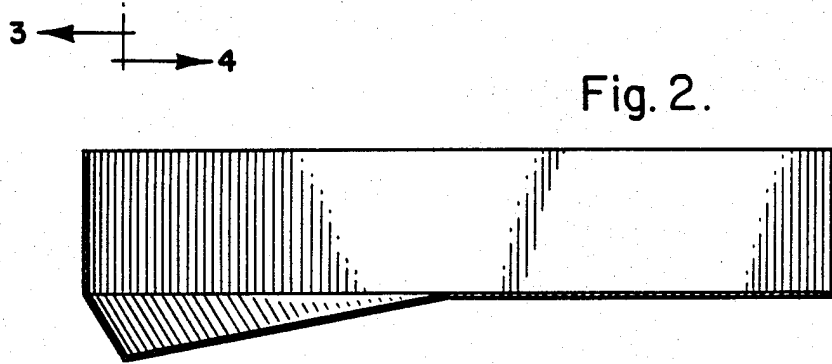
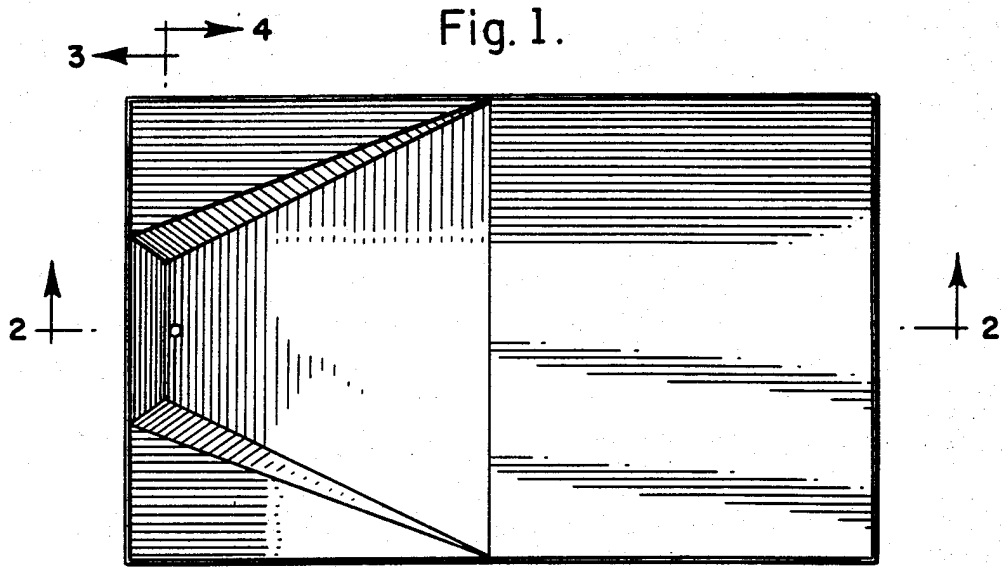
185,570	6/1959	Pruess	.....	D13/1
D. 244,939	7/1977	Harman	.....	D25/2
1,908,332	5/1933	Eichelman et al.	.....	D25/2 X
2,140,978	12/1938	Beeby	.....	D25/2 X

FIG. 6 is a sectional view thereof taken generally along the line 6—6 in FIG. 5;

FIG. 7 is a sectional view thereof taken generally along the line 7—7 in FIG. 5; and

FIG. 8 is a sectional view taken generally along the line 8—8 in FIG. 5.





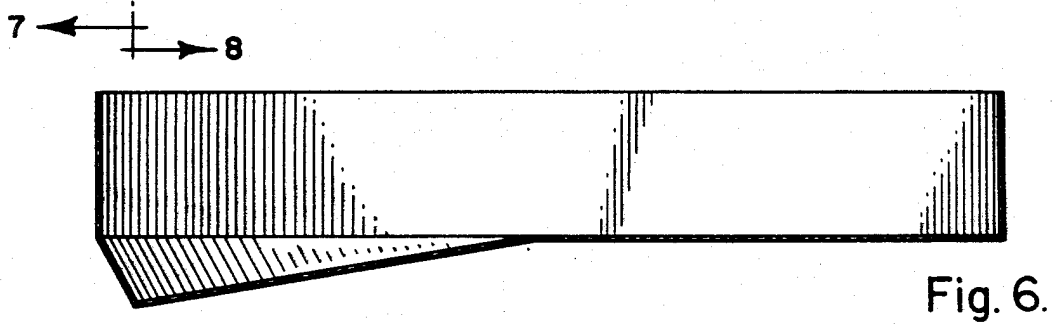
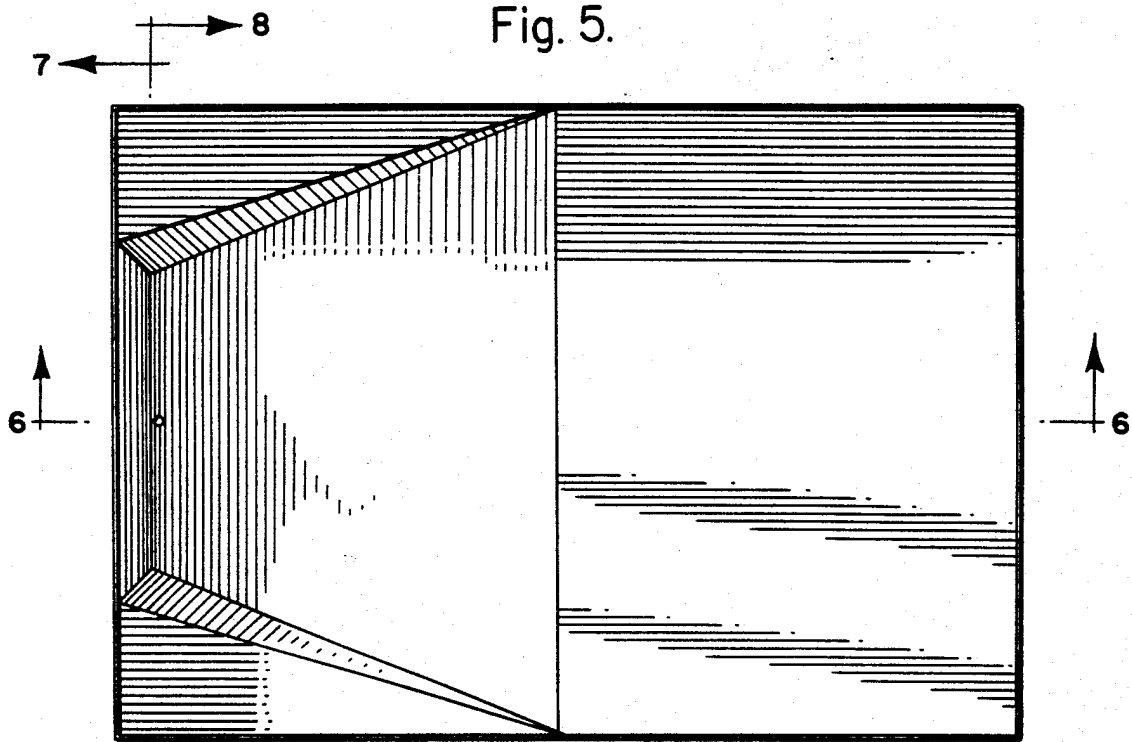


Fig. 7.

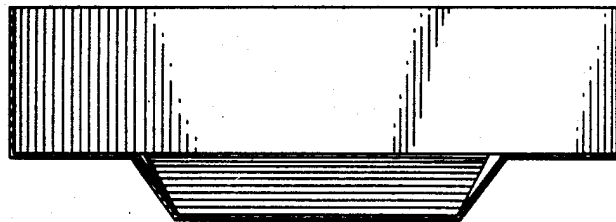


Fig. 8.

