

- [54] **PHOTOGRAPH OR DOCUMENT HOLDER**
[76] **Inventor:** John L. Goodell, P.O. Box 39,
Jamestown, N.Y. 14702-0039
[**] **Term:** 14 Years
[21] **Appl. No.:** 85,128
[22] **Filed:** Aug. 14, 1987
[52] **U.S. Cl.** D6/310; D19/91;
D20/15
[58] **Field of Search** D6/310; D20/40, 15,
D20/44; 248/441.1; 40/120, 156; D19/91
[56] **References Cited**

U.S. PATENT DOCUMENTS

D. 272,547	2/1984	Gordon	D20/15
D. 274,591	7/1984	Dagnen	D6/310
2,206,775	7/1940	Hooper	40/10
2,285,176	6/1942	Taylor	348/33
2,524,647	10/1950	Baldwin	248/33
2,729,452	1/1956	Baumann	273/150
2,767,497	10/1956	Munson	40/120

2,939,660	6/1960	Aitkens	248/28
3,779,504	12/1973	Schwartz et al.	248/441
3,914,888	10/1975	Garrison	40/10
4,125,243	11/1978	Liptak	248/473
4,622,769	11/1986	Friedman	40/152.1

Primary Examiner—Bernard Ansher
Assistant Examiner—Terry A. Pfeffer
Attorney, Agent, or Firm—Bean, Kauffman & Spencer

[57] **CLAIM**

The ornamental design for a photograph or document holder, as shown and described.

DESCRIPTION

FIG. 1 is a perspective view of a photograph or document holder, showing my new design;
FIG. 2 is a top plan view thereof;
FIG. 3 is a front elevational view thereof;
FIG. 4 is a rear elevational view thereof;
FIG. 5 is a left side elevational view thereof; and
FIG. 6 is a right side elevational view thereof.
The undisclosed bottom view is plane and unornamented.

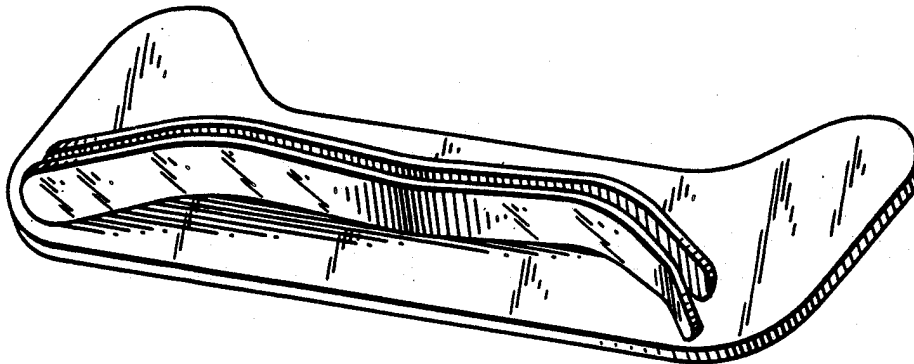


Fig. 1.

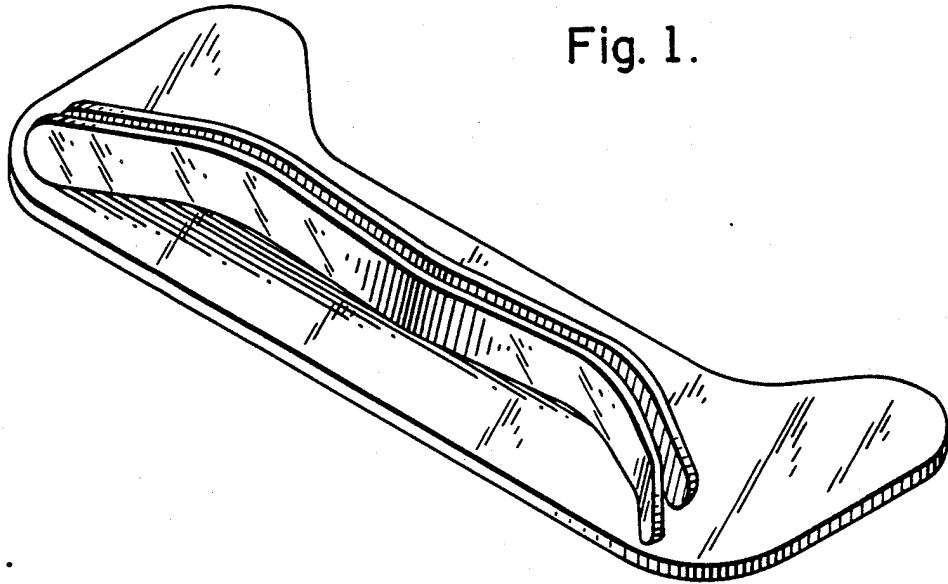


Fig. 2.

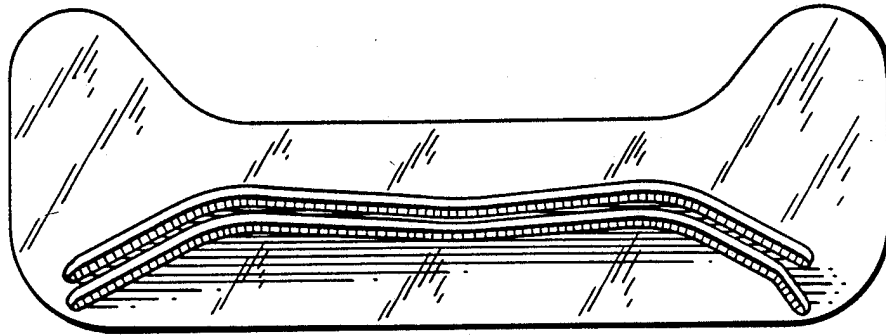


Fig. 3.



Fig. 4.



Fig. 5.



Fig. 6