

United States Patent [19]

Serafini

[11] Patent Number: Des. 313,128

[45] Date of Patent: ** Dec. 25, 1990

[54] COMBINATION COLLAPSIBLE BENCH AND TABLE

[75] Inventor: Theodore A. Serafini, Stevensville,
Canada

[73] Assignee: William J. McIntyre, Niagara Falls,
Canada

[**] Term: 14 Years

[21] Appl. No.: 44,108

[22] Filed: Apr. 30, 1987

[52] U.S. Cl. D6/338; D6/370

[58] Field of Search D6/337, 338, 370, 381,
D6/368

[56] References Cited

U.S. PATENT DOCUMENTS

D. 185,540	6/1959	Everly	D6/370
D. 246,683	12/1977	Cagle	D6/338
D. 248,903	8/1978	O'Connor	D6/338
D. 257,808	1/1981	Haggard	D6/370
D. 296,961	8/1988	Norton	D6/370
2,675,859	4/1954	Abler	D6/337

2,900,009	8/1959	Haynes	D6/338
2,922,463	1/1960	Johnston	D6/338

Primary Examiner—Bruce W. Dunkins

Assistant Examiner—Ann Hunt

Attorney, Agent, or Firm—Bean, Kauffman & Spencer

[57] CLAIM

The ornamental design for a combination collapsible bench and table, as shown and described.

DESCRIPTION

FIG. 1 is a front perspective view of the combination collapsible bench and table showing my new design, in use as a bench;

FIG. 2 is a rear perspective view;

FIG. 3 is an end elevational view;

FIG. 4 is a top plan view;

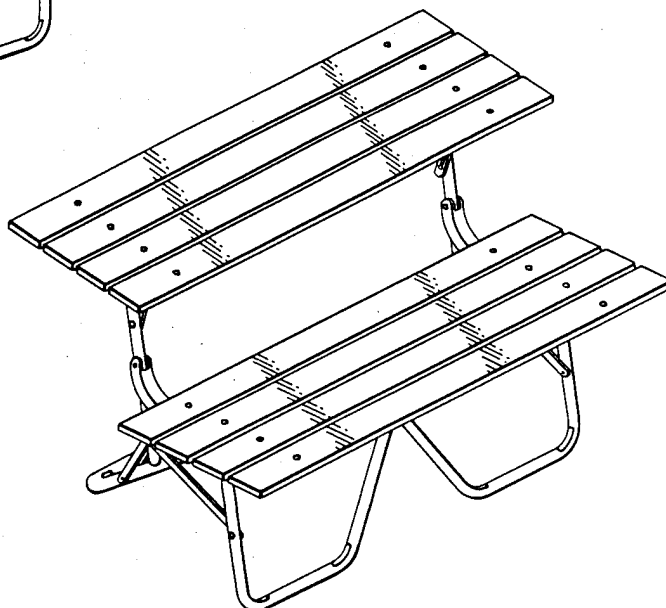
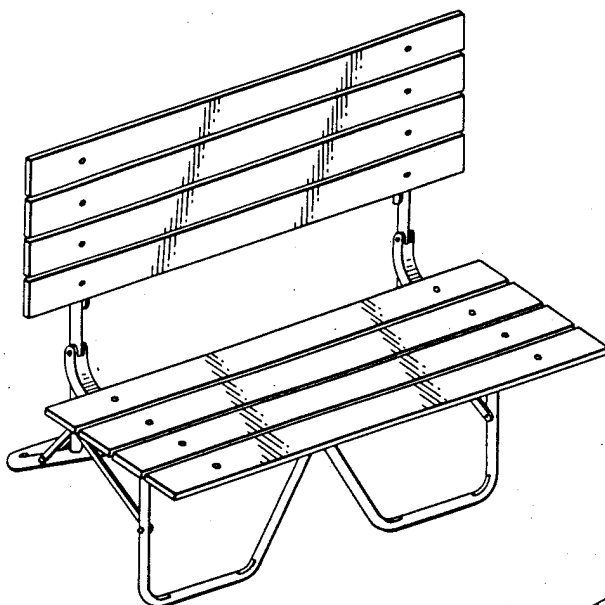
FIG. 5 is a front elevational view; and

FIG. 6 is a rear elevational view thereof;

FIG. 7 is a front perspective view of the combination collapsible bench and table in use as a table;

FIG. 8 is a front perspective view of the combination collapsible bench and table in collapsed position; and

FIG. 9 is a rear perspective view thereof.



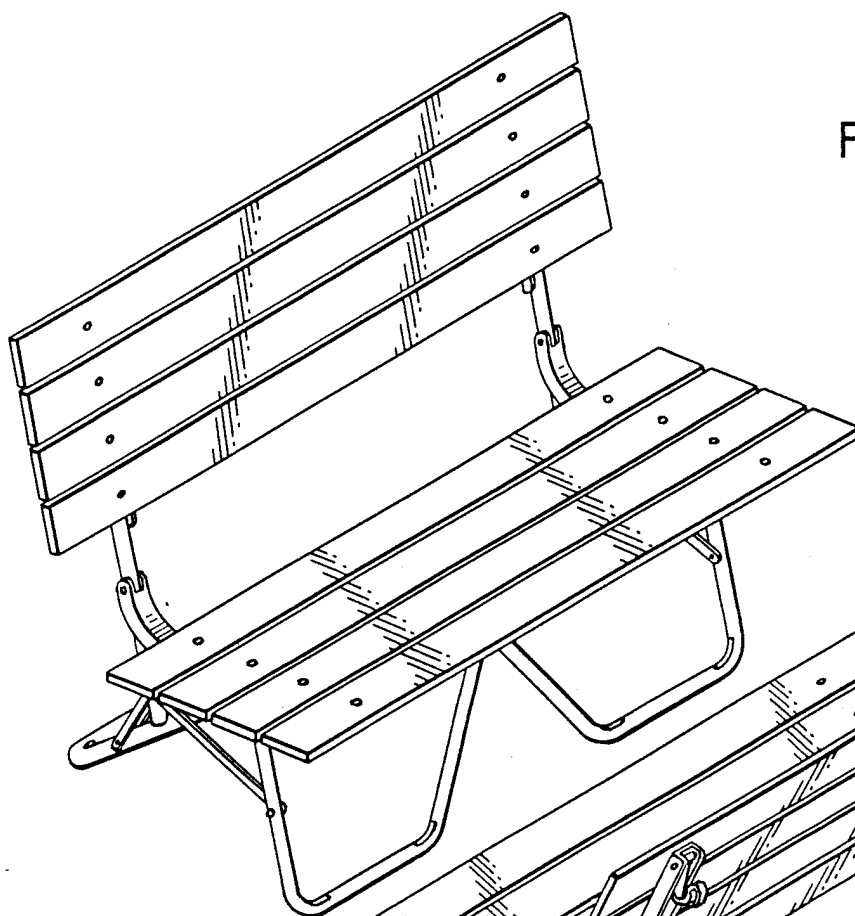


Fig. 1.

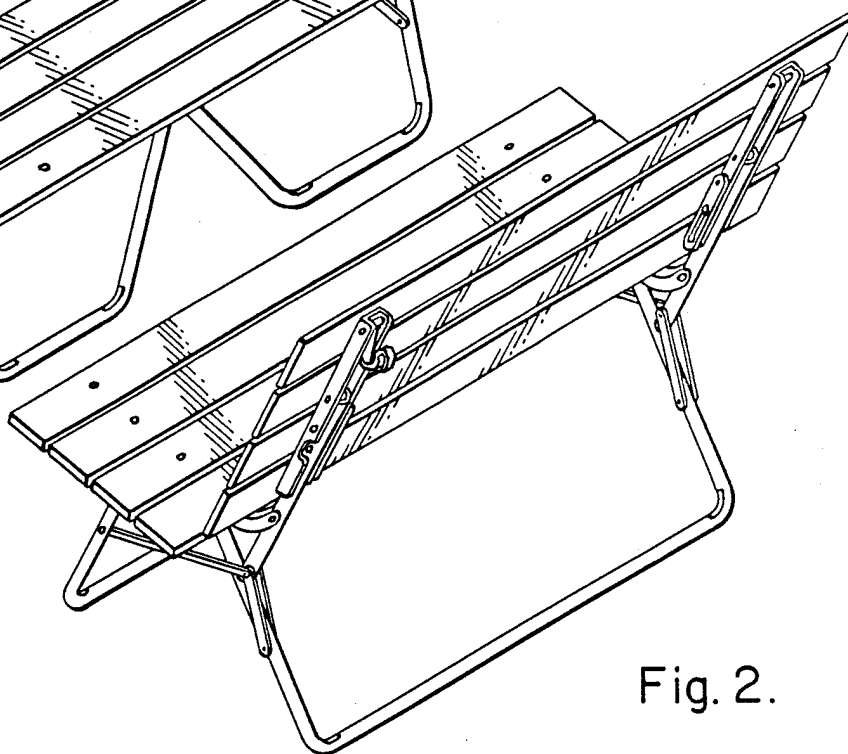


Fig. 2.

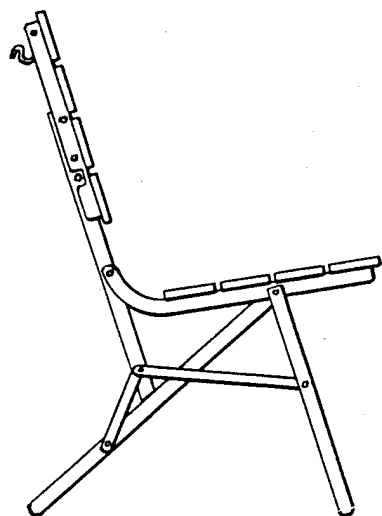


Fig. 3.

Fig. 4.




Fig. 5.

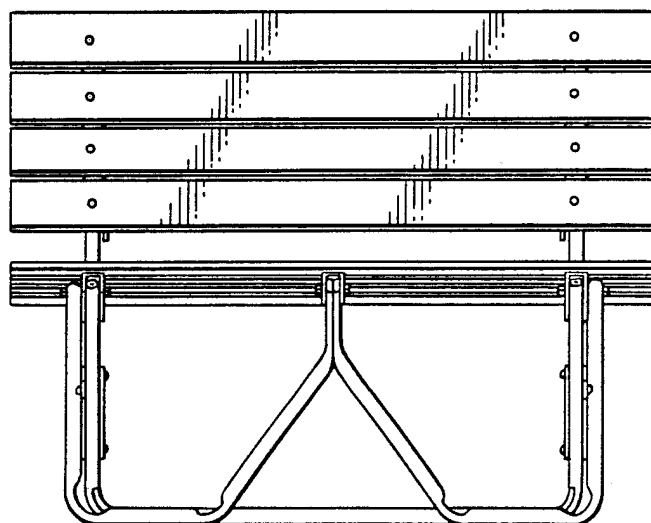


Fig. 6.

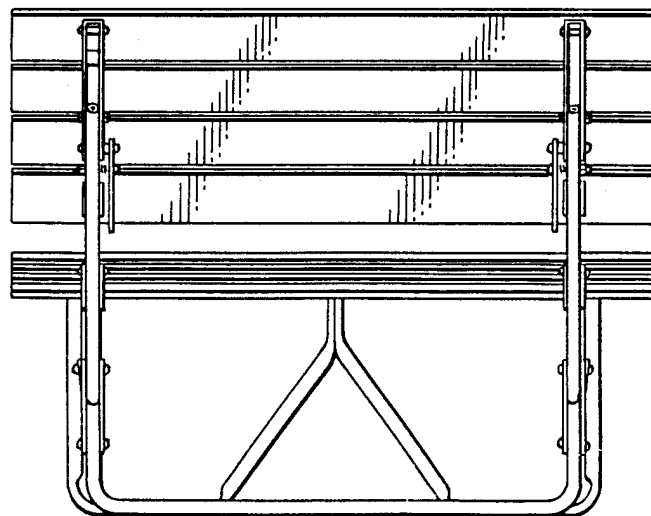


Fig. 7.

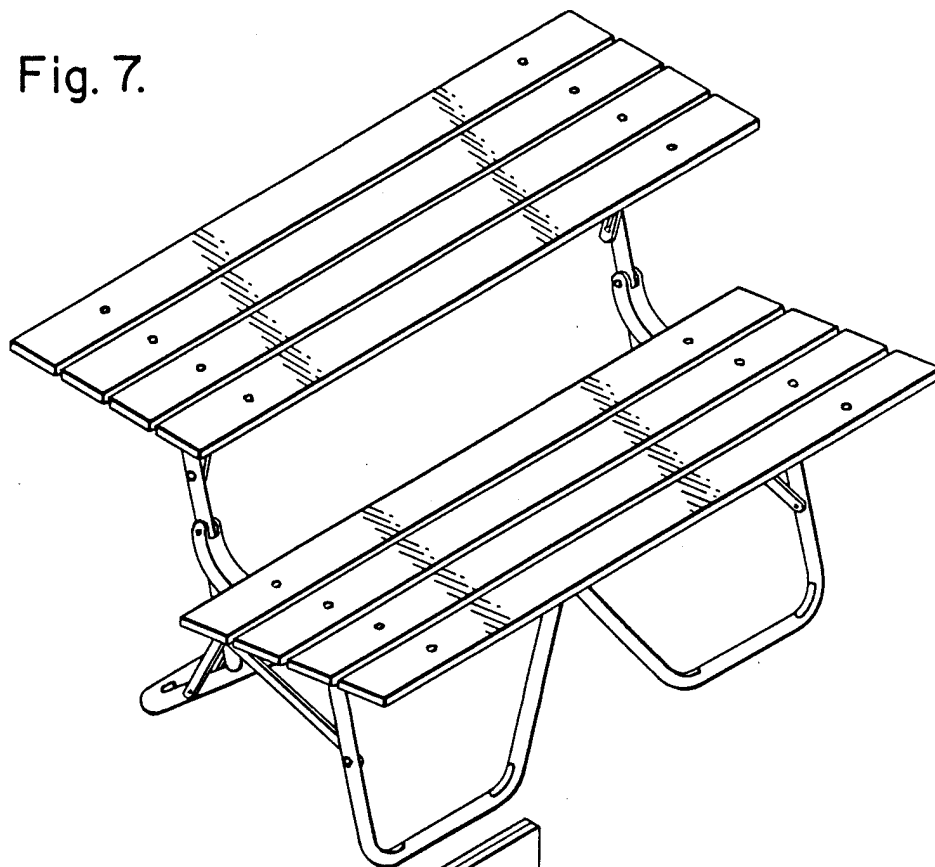


Fig. 8.

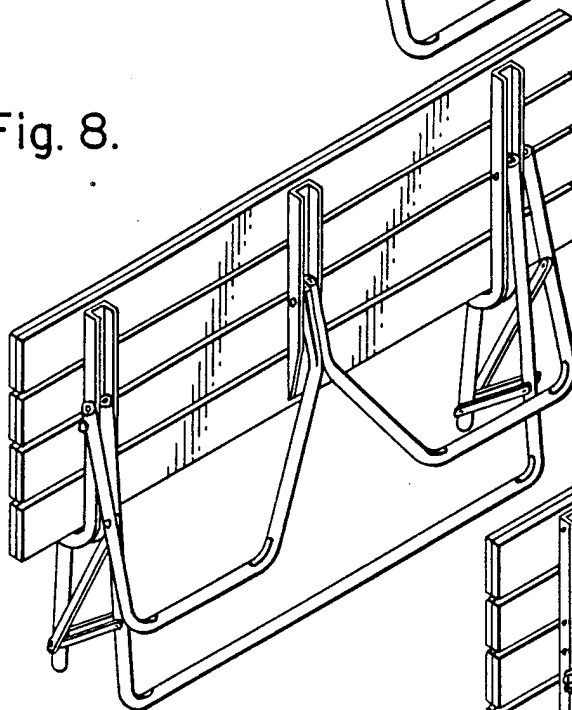


Fig. 9.

