

[54] VEHICLE BODY

[57] CLAIM

[76] Inventor: Ronald M. Halicki, 3816 Franklin Ave., Dunkirk, N.Y. 14048

The ornamental design for a vehicle body, as shown and described.

[**] Term: 14 Years

DESCRIPTION

[21] Appl. No.: 424,952

FIG. 1 is a perspective view of a vehicle body showing my new design;

[22] Filed: Oct. 23, 1989

FIG. 2 is a top plan view thereof;

[52] U.S. Cl. D12/1; D12/5; D12/90; D21/136

FIG. 3 is a front elevational view thereof;

[58] Field of Search D12/1, 5, 82, 90, 91, D12/326; D21/128, 136; 296/185

FIG. 4 is a rear elevational view thereof;

FIG. 5 is a side elevational view thereof, as viewed from the left in FIG. 1;

[56] References Cited

U.S. PATENT DOCUMENTS

- D. 133,076 7/1942 Gerich D12/90
- D. 201,275 6/1965 Petry D12/90

FIG. 6 is a side elevational view thereof, as viewed from the right in FIG. 1;

FIG. 7 is a perspective view similar to FIG. 1, but showing front and rear panels of the vehicle body in open position;

FIG. 8 is a top plan view of FIG. 7;

FIG. 9 is a front elevational view of FIG. 7;

FIG. 10 is a rear elevational view of FIG. 7;

FIG. 11 is a side elevational view, as viewed from the left in FIG. 7; and

FIG. 12 is a side elevational view, as viewed from the right in FIG. 7.

OTHER PUBLICATIONS

Domus, 1/77, p. 46, Hover Vehicle D3.
Road & Track, 9/81, pp. 30 & 31, Citroen Karin.

The broken line showings in FIGS. 7-12, which designate appliques applied to the surface of the vehicle body to simulate windows, are for illustrative purposes only and form no part of the present design. The bottom of the vehicle body is unornamented.

Primary Examiner—James M. Gandy
Attorney, Agent, or Firm—Bean, Kauffman & Spencer

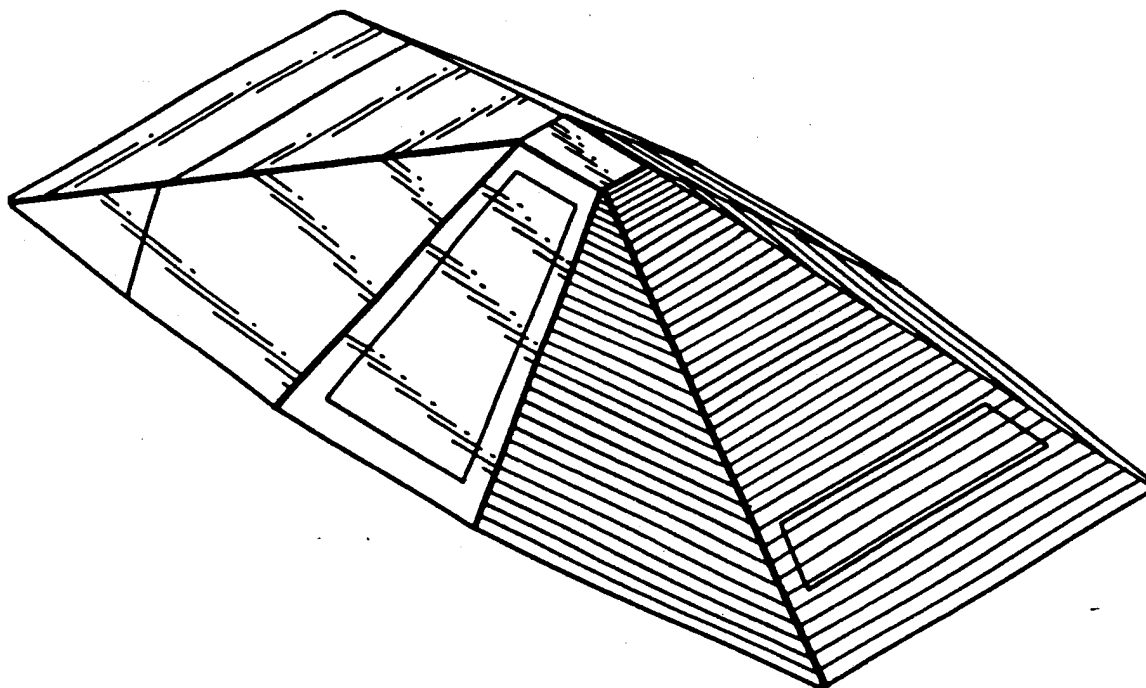


Fig. 1.


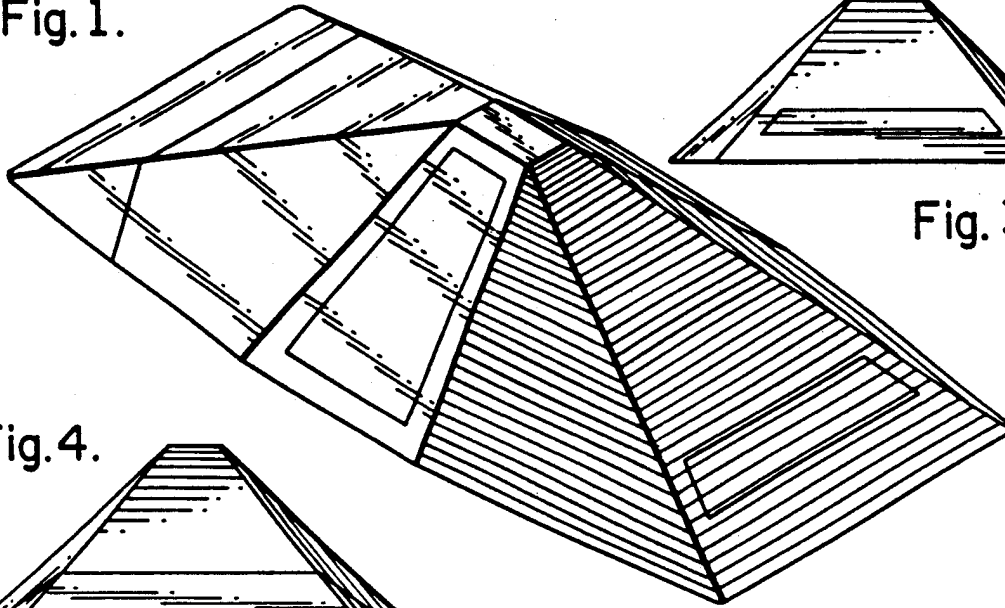


Fig. 3.

Fig. 4.




Fig. 2.

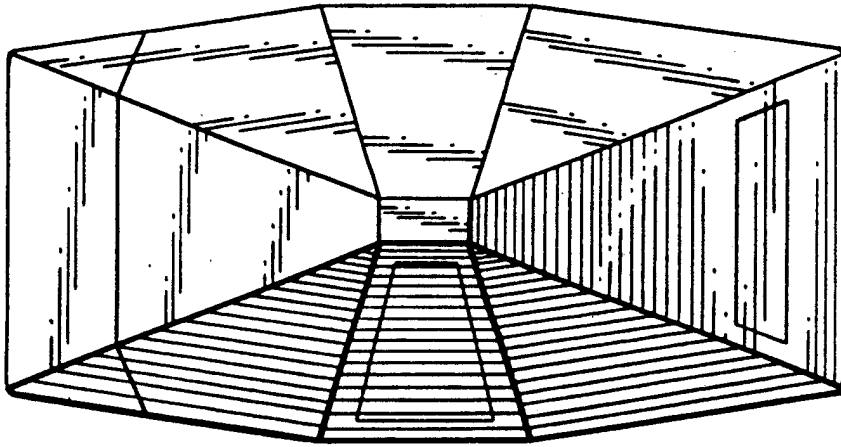


Fig. 5.

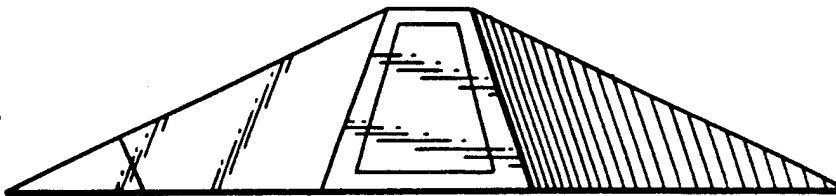


Fig. 6.




Fig. 7.

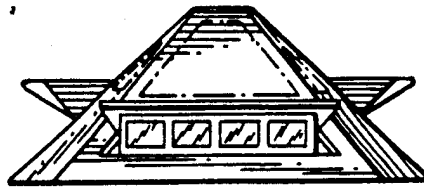
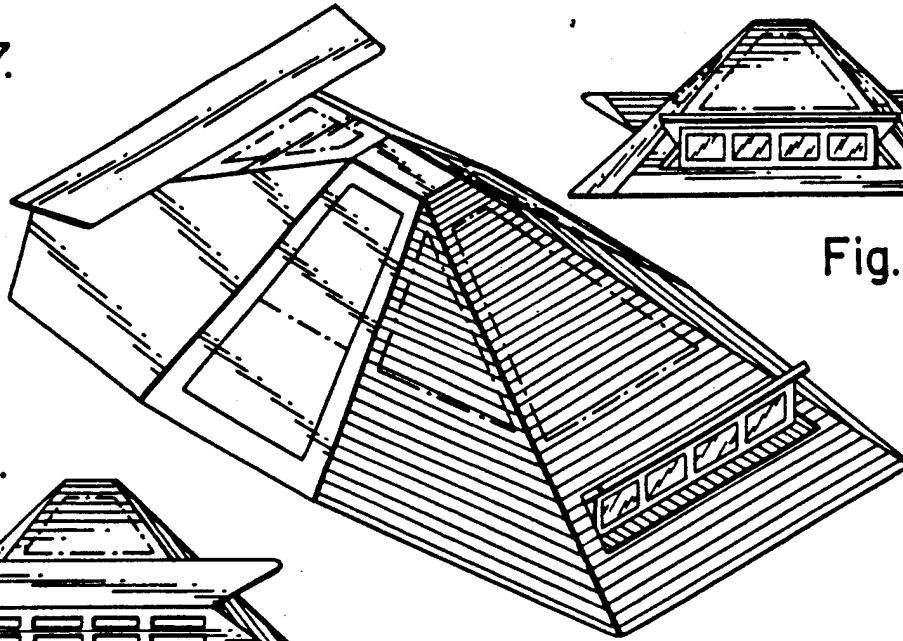


Fig. 9.

Fig. 10.




Fig. 8.

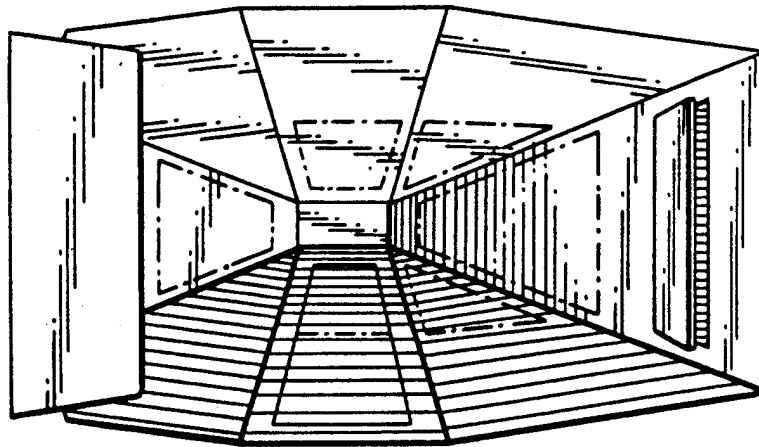


Fig. 11.




Fig. 12.

