



US00D331090S

United States Patent [19]

Cellura

[11] **Patent Number: Des. 331,090**[45] **Date of Patent: ** Nov. 17, 1992**[54] **COMBINED GOLF GREEN REPAIR TOOL
AND HOLDER FOR BALL MARKER**[76] **Inventor:** Joseph R. Cellura, 2051 N. Creek
Rd., Lakeview, N.Y. 14085[**] **Term:** 14 Years[21] **Appl. No.:** 468,807[22] **Filed:** Jan. 22, 1990[52] **U.S. Cl.** D21/234[58] **Field of Search** D21/234; D8/18;
273/32 A, 32 B[56] **References Cited**

U.S. PATENT DOCUMENTS

D. 197,342	1/1964	Doble	D21/234
D. 215,668	10/1969	Hedu	D21/234
D. 225,756	1/1973	Stephens	D21/234
D. 247,686	4/1978	Desjardins	D21/234
D. 270,747	9/1983	Eisinger et al.	D21/234
4,386,774	6/1983	Buckman	273/32 A
4,627,621	12/1986	Tate	273/32 B

Primary Examiner—Bernard Ansher*Assistant Examiner*—Sandra Morris*Attorney, Agent, or Firm*—Bean, Kauffman & Spencer[57] **CLAIM**

The ornamental design for a combined golf green repair tool and holder for ball marker, as shown and described.

DESCRIPTION


FIG. 1 is a front elevational view of a combined golf green repair tool and holder for ball marker, showing my new design, the broken line showing of a coin or a disc ball marker is for illustrative purposes only, and forms no part of the claimed design;

FIG. 2 is a rear elevational view thereof;

FIG. 3 is a front, top, right perspective view thereof, the left side being a mirror image; and,

FIG. 4 is a front, lower right perspective view thereof, the left side being a mirror image.

The shape of the tool, when viewed from the upper left and lower left in FIG. 1, is similar in appearance to that shown in FIGS. 3 and 4, respectively. The broken line showing in FIG. 1 illustrates a coin or disc ball marker adapted to be removably carried by the tool.



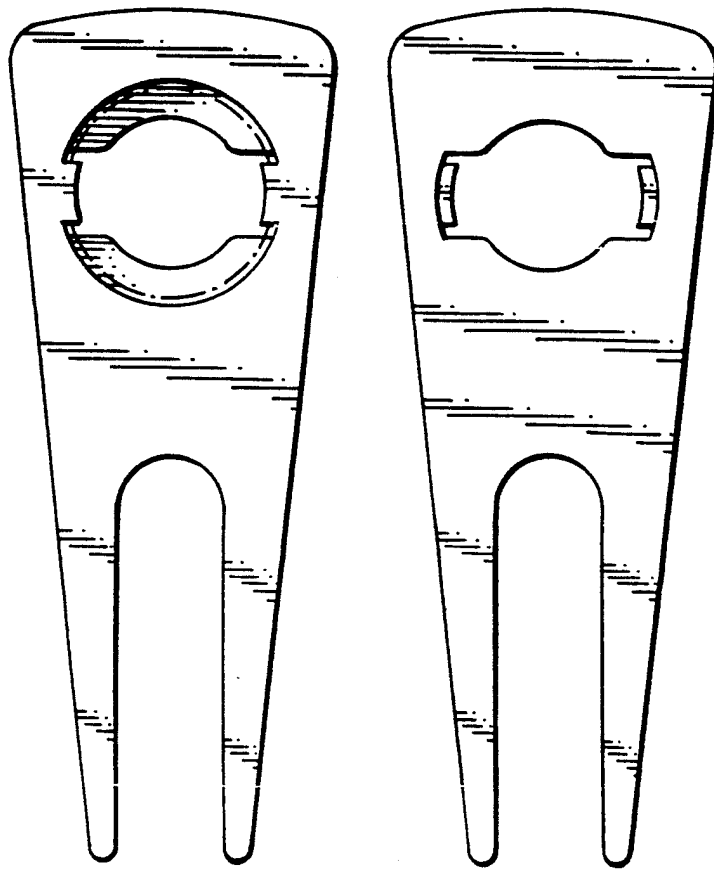


Fig. 2.

Fig. 1.

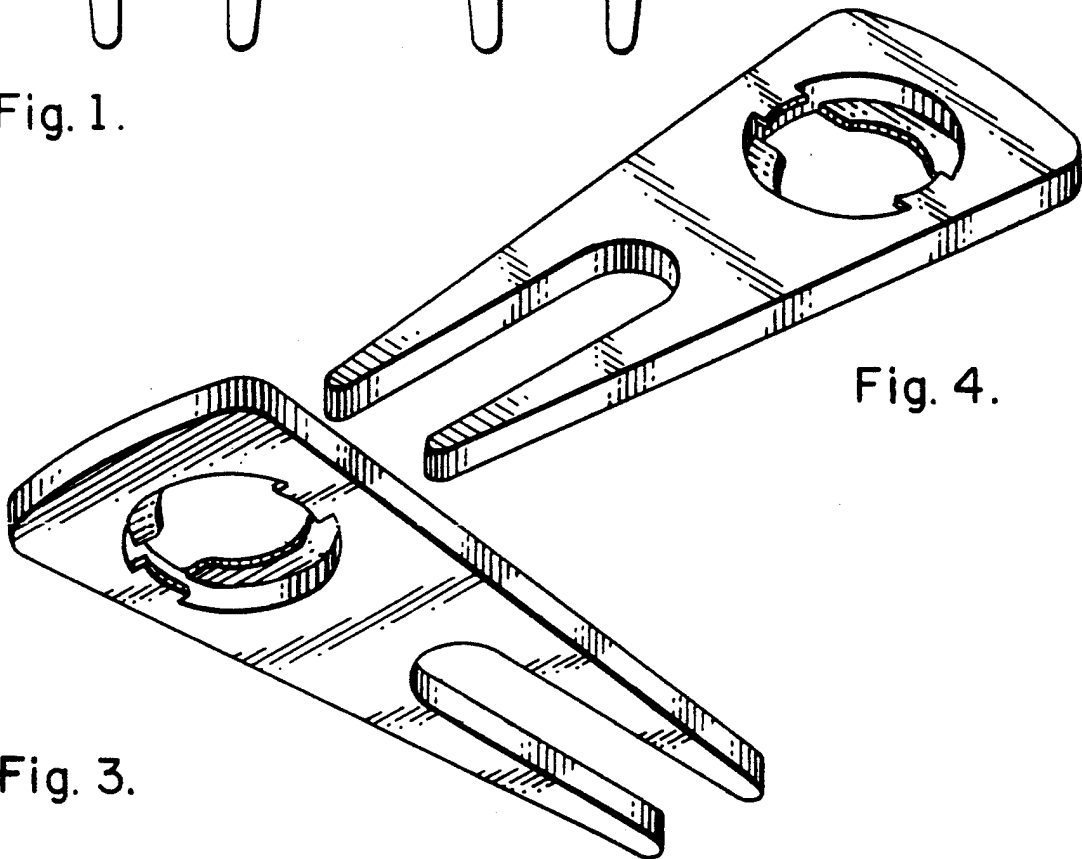


Fig. 4.

Fig. 3.