



US00D348849S

United States Patent [19]

[11] Patent Number: Des. 348,849

Thompson

[45] Date of Patent: ** Jul. 19, 1994

[54] HAND-HELD REFRACTOMETER

[75] Inventor: **Shawn E. Thompson**, Grand Island, N.Y.

[73] Assignee: **Leica Inc.**, Buffalo, N.Y.

[**] Term: **14 Years**

[21] Appl. No.: **6,605**

[22] Filed: **Apr. 2, 1993**

[52] U.S. Cl. **D10/78**

[58] Field of Search 356/128-137;
D10/78, 46

[56] **References Cited**

U.S. PATENT DOCUMENTS

D. 299,318	1/1989	Chiang	D10/78
4,037,967	7/1977	Schweizer et al.	356/135
4,243,321	1/1981	Okuda et al.	356/135
4,650,323	3/1987	Nakagawa	356/135
4,890,916	1/1990	Rainer	356/135

OTHER PUBLICATIONS

Cole-Palmer; *Hand-Held Refractometers*, 02940-46, 02940-30, 02940-15, 02940-10, 02940-40; ©1991; p. 828; Found in A.U. 2903 Ex. Davis's Ref. Collection. "Hand-Held Refractometers", Leica Inc. Feb. 1991. Brochure.

Primary Examiner—Alan P. Douglas

Assistant Examiner—Antoine D. Davis
Attorney, Agent, or Firm—Bean, Kauffman & Spencer

[57] **CLAIM**

The ornamental design for a hand-held refractometer, as shown and described.

DESCRIPTION

FIG. 1 is a top plan view of a hand-held refractometer showing a preferred embodiment of my new design; FIG. 2 is a bottom plan view thereof; FIG. 3 is a right side elevational view thereof; FIG. 4 is a left side elevational view thereof; FIG. 5 is a rear elevational view thereof; FIG. 6 is a front elevational view thereof; FIG. 7 is a bottom plan view of a hand-held refractometer showing a second embodiment of my new design; and, FIG. 8 is a left side elevational view thereof. The top plan, right side elevational, rear elevational, and front elevational views of the second embodiment are the same as those of the preferred embodiment. FIG. 9 is a top plan view of a hand-held refractometer showing a third embodiment of my new design; FIG. 10 is a bottom plan view thereof; FIG. 11 is a right side elevational view thereof; FIG. 12 is a left side elevational view thereof; and, FIG. 13 is a front elevational view thereof. The rear elevational view of the third embodiment is the same as that of the preferred embodiment.

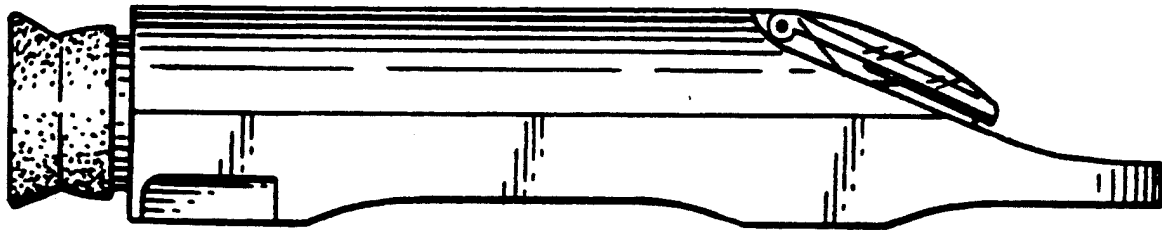


Fig. 1.




Fig. 2.

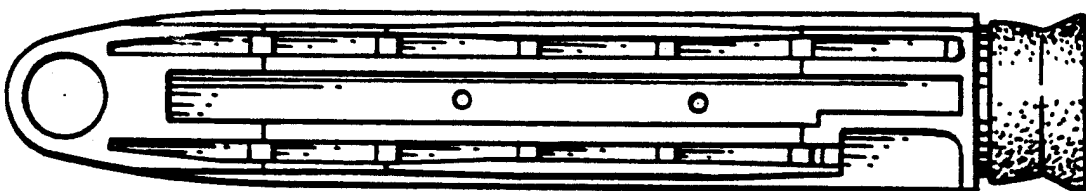


Fig. 3.




Fig. 4.

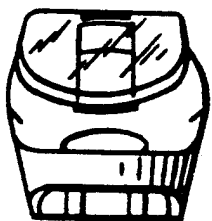
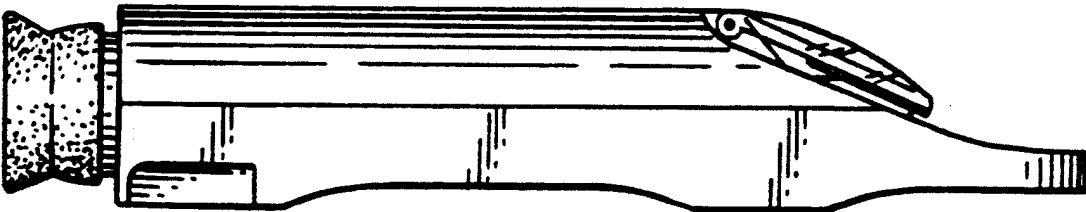


Fig. 5.

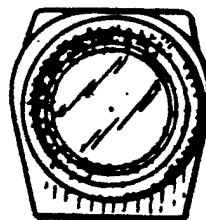


Fig. 6.

Fig. 7.

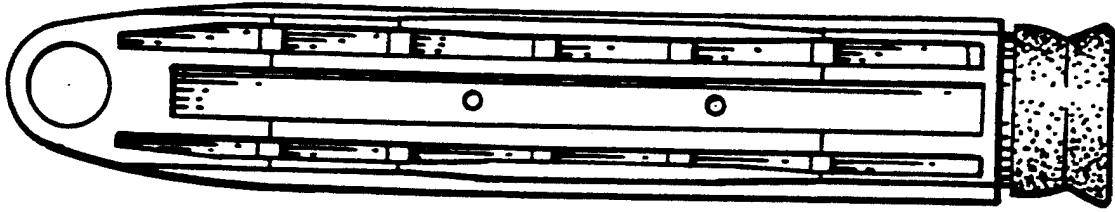


Fig. 8.




Fig. 9.




Fig. 10.

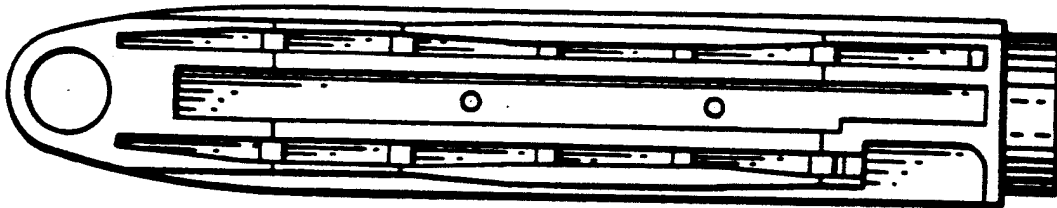


Fig. 11.




Fig. 12.

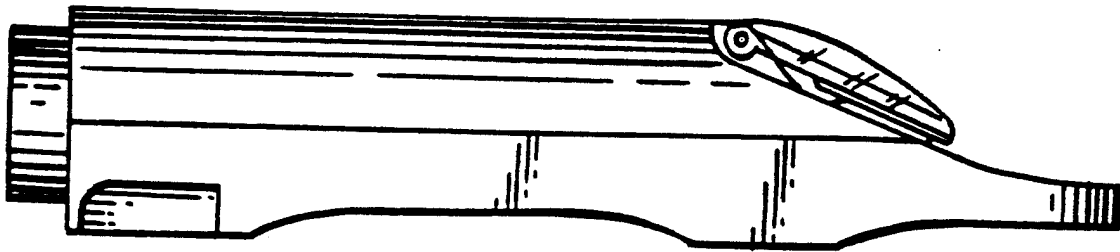


Fig. 13.

