



US00D363417S

United States Patent [19]

Kelley

[11] Patent Number: Des. 363,417

[45] Date of Patent: **Oct. 24, 1995

[54] **CUTTING BOARD**

[75] Inventor: **Andrew T. Kelley**, Buffalo, N.Y.

[73] Assignee: **Cutco Cutlery Corporation**, Olean, N.Y.

[**] Term: **14 Years**

[21] Appl. No.: **23,447**

[22] Filed: **May 25, 1994**

[52] U.S. Cl. **D7/698**

[58] Field of Search D7/698; 269/54.5, 269/289 R, 291, 302.1, 303, 315, 900

[56] **References Cited**

U.S. PATENT DOCUMENTS

- D. 140,595 3/1945 Browne et al. D7/698
- D. 239,689 4/1976 Doman et al. 269/289 R X
- D. 264,419 5/1982 Dorman et al. D7/698

Primary Examiner—Alan P. Douglas

Assistant Examiner—Caron D. Veynar
Attorney, Agent, or Firm—Bean, Kauffman & Spencer

[57] **CLAIM**

The ornamental design for a cutting board, as shown and described.

DESCRIPTION

FIG. 1 is a top plan view of a cutting board showing my new design;

FIG. 2 is a bottom plan view thereof;

FIG. 3 is a side elevational view, as viewed from the left in FIG. 1, with the side opposite thereto being identical;

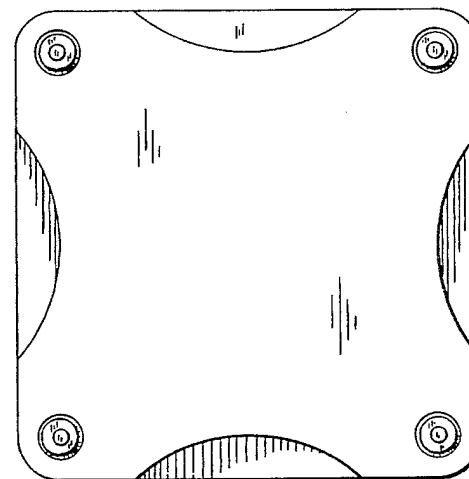
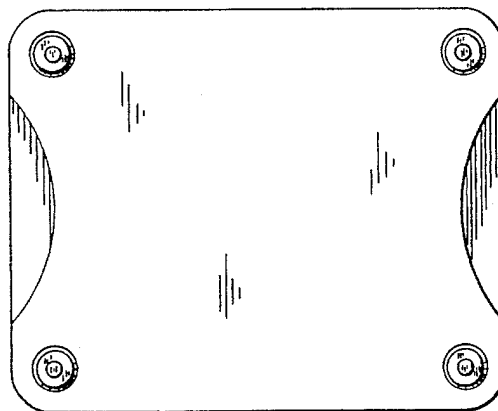
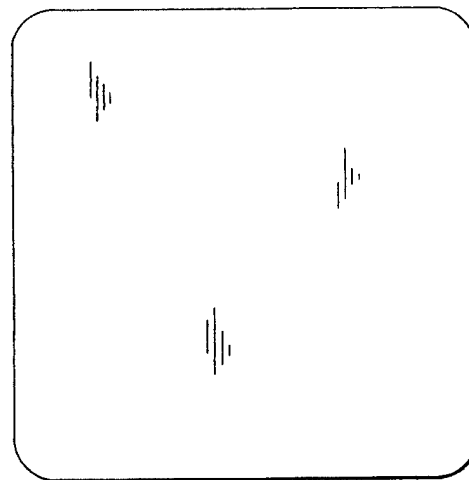
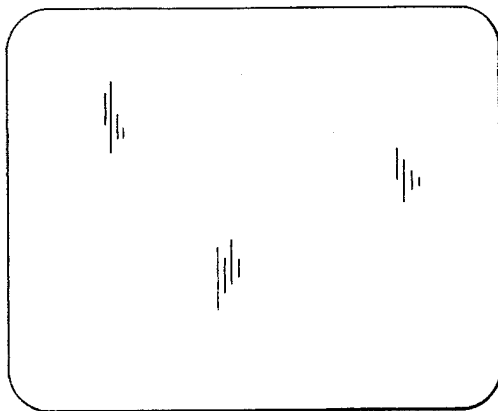
FIG. 4 is a side elevational view, as viewed from the bottom in FIG. 1, with the side opposite thereto being identical;

FIG. 5 is a top plan view of a cutting board showing an alternative form of my new design;

FIG. 6 is a bottom plan view thereof; and,

FIG. 7 is a side elevational view, as viewed from the left in FIG. 5, with the remaining sides being identical.

1 Claim, 2 Drawing Sheets



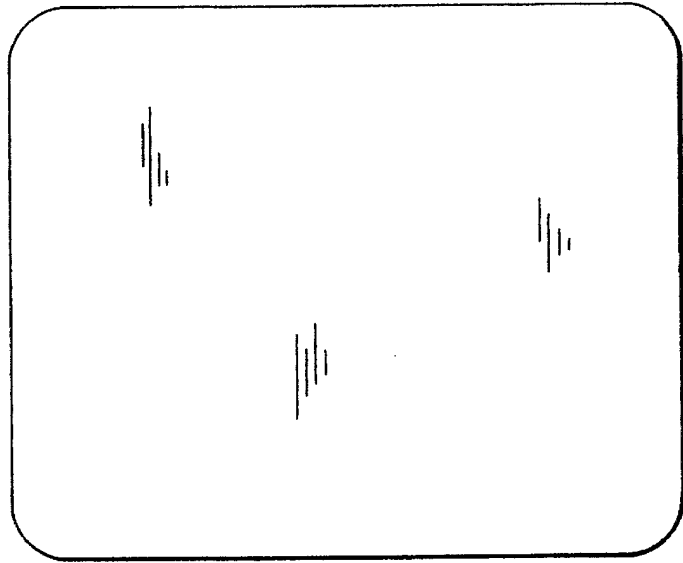


FIG. 1

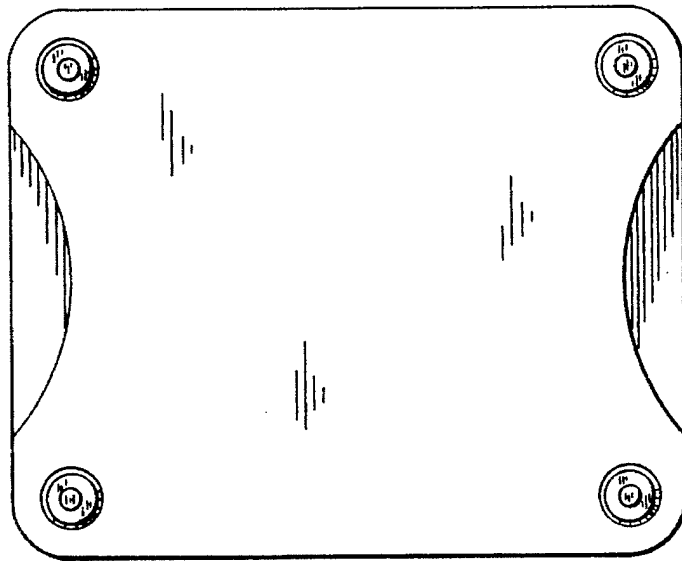


FIG. 2




FIG. 3




FIG. 4

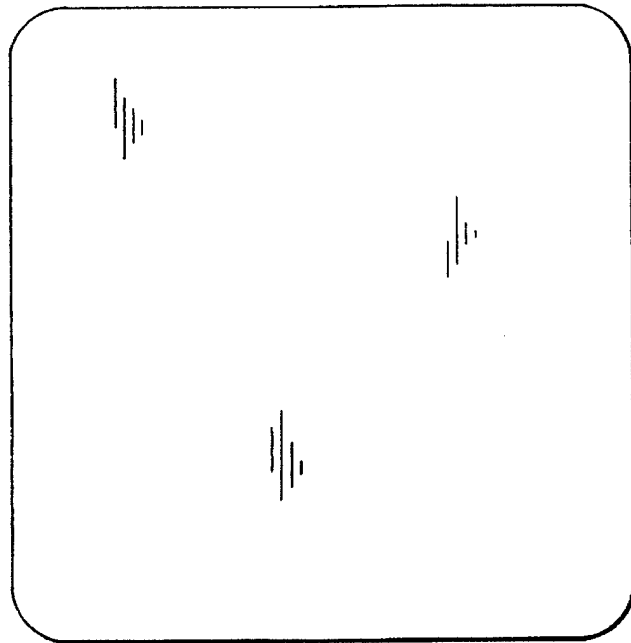


FIG. 5

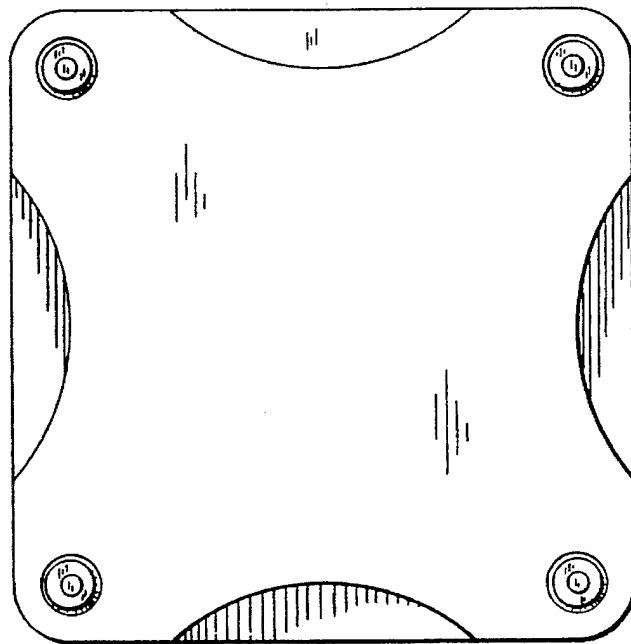


FIG. 6




FIG. 7