



US00D479564S

(12) **United States Design Patent**  
**Carr**

(10) **Patent No.:** **US D479,564 S**

(45) **Date of Patent:** **\*\* Sep. 9, 2003**

(54) **PLAYING CARD**

(75) **Inventor:** **Matthew J. Carr**, Toronto (CA)

(73) **Assignee:** **Umbra Inc.**, Buffalo, NY (US)

(\*\*) **Term:** **14 Years**

(21) **Appl. No.:** **29/170,056**

(22) **Filed:** **Oct. 31, 2002**

(51) **LOC (7) Cl.** ..... **21-01**

(52) **U.S. Cl.** ..... **D21/376; D21/386; D30/160**

(58) **Field of Search** ..... **D21/376-381;**  
**273/292-308; D30/160**

(56) **References Cited**

**U.S. PATENT DOCUMENTS**

1,704,017	A	*	3/1929	Reed	.....	273/294
D177,345	S	*	4/1956	Nayer	.....	D30/160
D199,909	S	*	12/1964	Bedard, Jr.	.....	D21/376
D394,414	S	*	5/1998	Catalano	.....	D30/160
D460,222	S	*	7/2002	DeRaspe-Bolles et al.	.....	D30/160

**OTHER PUBLICATIONS**

Two photographs of Fetch Playing Cards (owner unknown; no known publication date).

\* cited by examiner

*Primary Examiner*—Sandra L. Morris

(74) *Attorney, Agent, or Firm*—Simpson & Simpson, PLLC

(57) **CLAIM**

The ornamental design for a playing card, as shown and described.

**DESCRIPTION**

FIG. 1 is a perspective view of the playing card, showing my new design, the broken line showing of the deck of cards is for illustrative purposes only, and forms no part of the claimed design;

FIG. 2 is a top plan view of the playing card of my invention; FIG. 3 is a side elevational view of the playing card of my invention; and,

FIG. 4 is an end view of the playing card of my invention.

**1 Claim, 1 Drawing Sheet**

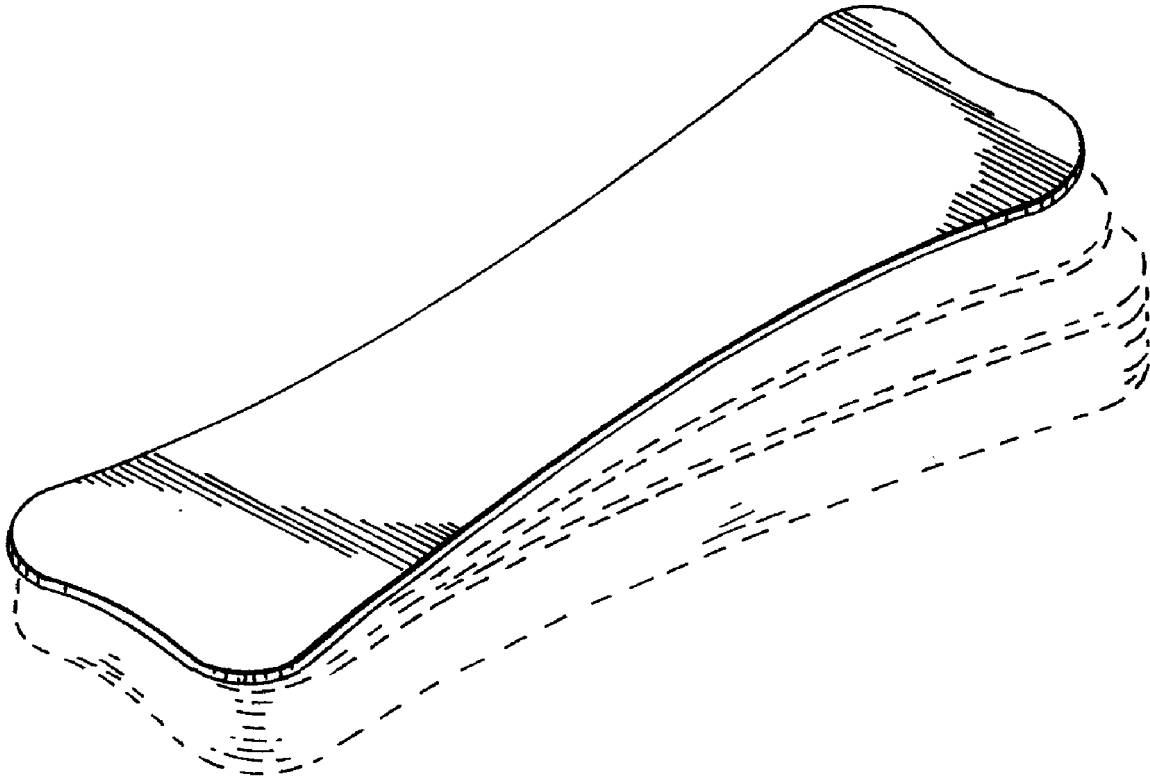


FIG. 1

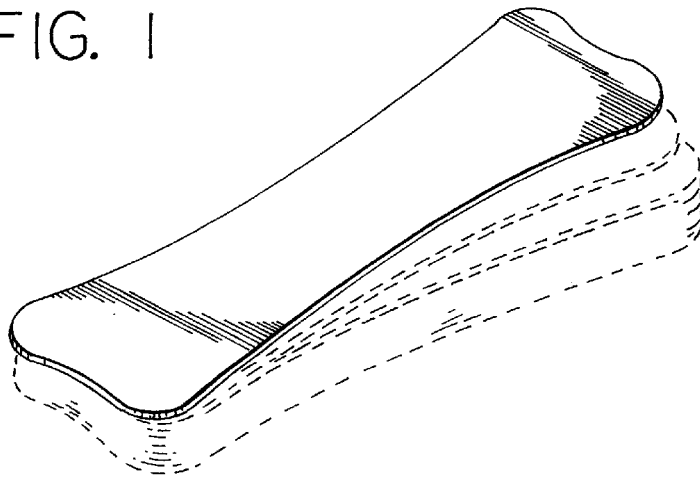


FIG. 2




FIG. 3



FIG. 4

