



US00D484448S

(12) **United States Design Patent**
Ziemer et al.

(10) **Patent No.:** **US D484,448 S**

(45) **Date of Patent:** **** Dec. 30, 2003**

(54) **BOAT CLEAT**

(76) Inventors: **David J. Ziemer**, 12644 Church St.,
Holland, NY (US) 14080; **Diane H. Baker-Ziemer**, 12644 Church St.,
Holland, NY (US) 14080

(**) Term: **14 Years**

(21) Appl. No.: **29/168,567**

(22) Filed: **Oct. 3, 2002**

(51) **LOC (7) Cl.** **12-06**

(52) **U.S. Cl.** **D12/317; D8/356**

(58) **Field of Search** D12/317, 368;
D8/356; 114/218; D11/82, 224, 233, 219,
239, 31, 49, 100, 134, 158

(56) **References Cited**

U.S. PATENT DOCUMENTS

D42,391 S	4/1912	Gebelein	
D106,247 S	9/1937	Bohland	
3,118,418 A	1/1964	Faul	
RE28,550 E	9/1975	Perkins	
D243,673 S	3/1977	West	
D254,400 S *	3/1980	Van Brouwer	D11/233
5,279,243 A	1/1994	Cole	
D386,733 S *	11/1997	Rossmann et al.	D12/368
D387,314 S *	12/1997	Suckow et al.	D12/368
D404,683 S	1/1999	Kostic	
D417,177 S	11/1999	Contreras	
6,009,824 A	1/2000	Ross	
D424,473 S *	5/2000	Boen	D11/158
D440,525 S *	4/2001	Robinson	D11/134

OTHER PUBLICATIONS

Fisherman's digest, Jun. 27, 1978, p. 256, photograph of Fish, middle right of page.*

Fisherman's digest, Jun. 27, 1978, p. 263, photograph of fish, top left of page.*

* cited by examiner

Primary Examiner—Holly Baynham

(74) *Attorney, Agent, or Firm*—Simpson & Simpson, PLLC

(57) **CLAIM**

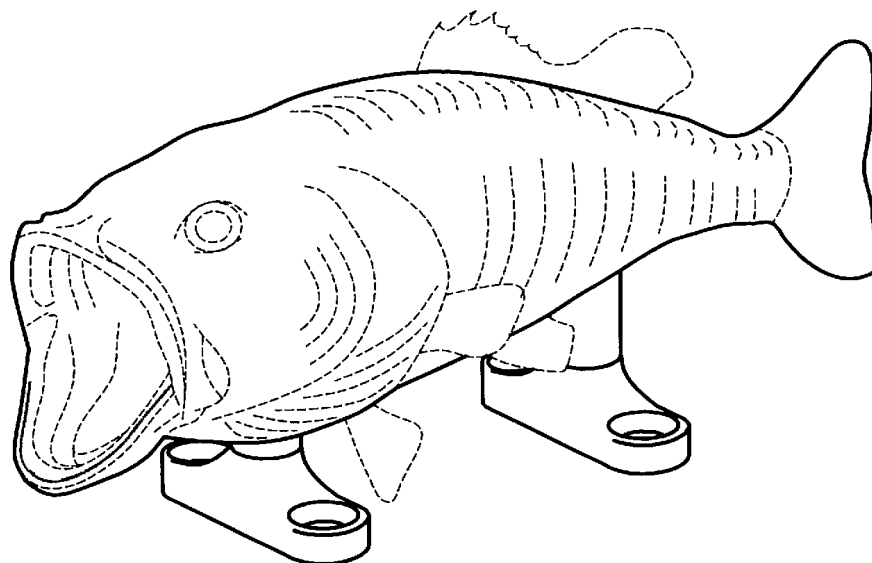
The ornamental design for a boat cleat, as shown.

DESCRIPTION

FIG. 1 is a perspective view of a first embodiment of a boat cleat showing our new design;
 FIG. 2 is a top plan view of the first embodiment of the present invention;
 FIG. 3 is a right side elevational view of the first embodiment of the present invention;
 FIG. 4 is a bottom plan view of the first embodiment of the present invention;
 FIG. 5 is a left side elevational view of the first embodiment of the present invention;
 FIG. 6 is a front elevational view of the first embodiment of the present invention;
 FIG. 7 is a rear elevational view of the first embodiment of the present invention;
 FIG. 8 is a perspective view of a second embodiment of a boat cleat showing our new design;
 FIG. 9 is a top plan view of the second embodiment of the present invention;
 FIG. 10 is a right side elevational view of the second embodiment of the present invention;
 FIG. 11 is a bottom plan view of the second embodiment of the present invention;
 FIG. 12 is a left side elevational view of the second embodiment of the present invention;
 FIG. 13 is a front elevational view of the second embodiment of the present invention; and,
 FIG. 14 is a rear elevational view of the second embodiment of the present invention.

The broken lines showing the fish fins are for illustrative purposes only and form no part of the claimed design.

1 Claim, 8 Drawing Sheets



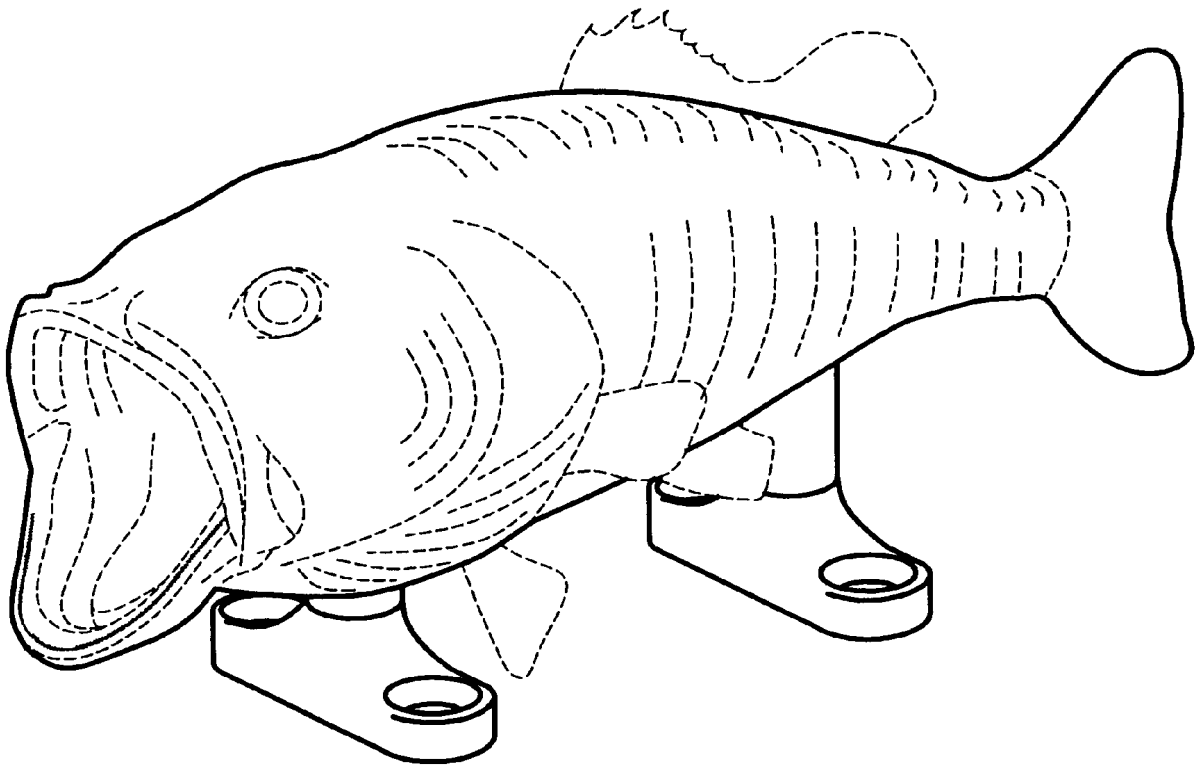


FIG. 1

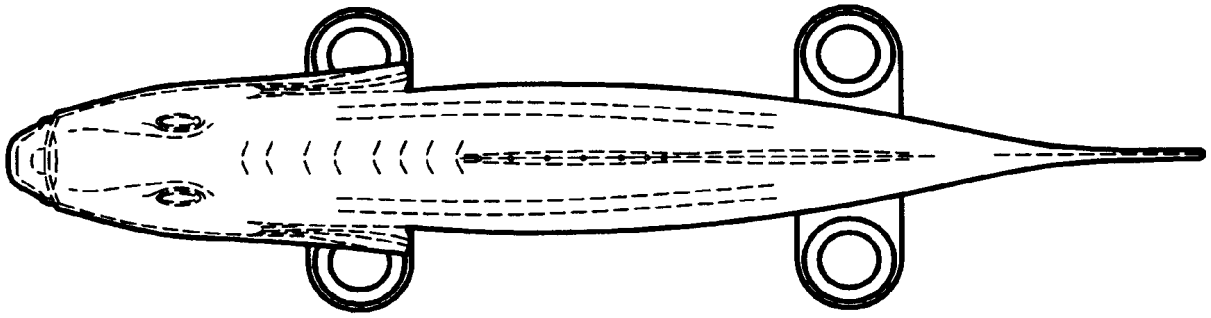


FIG. 2

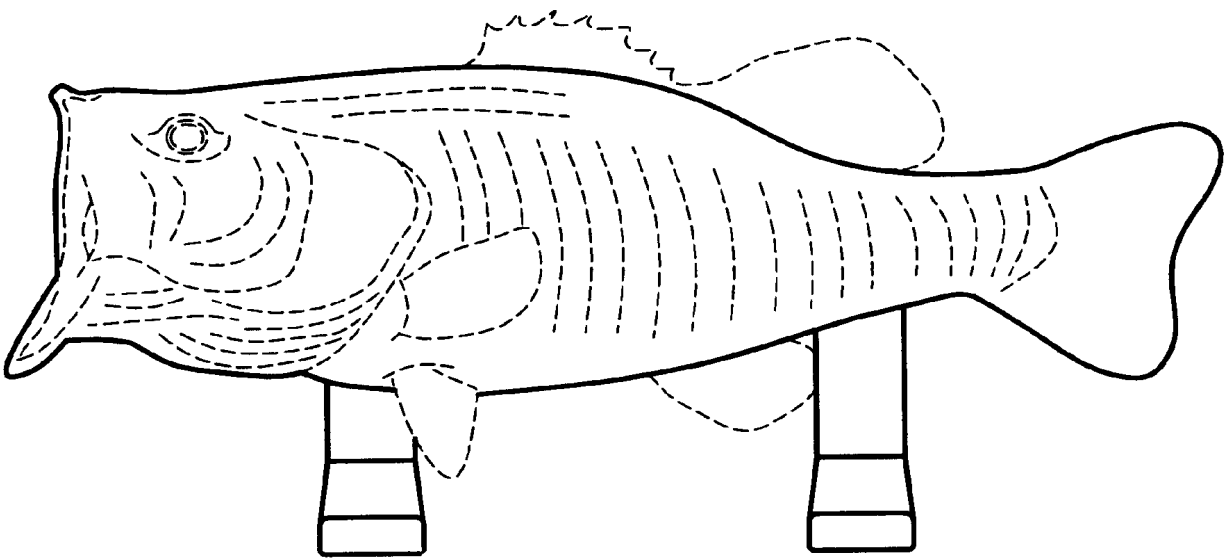


FIG. 3

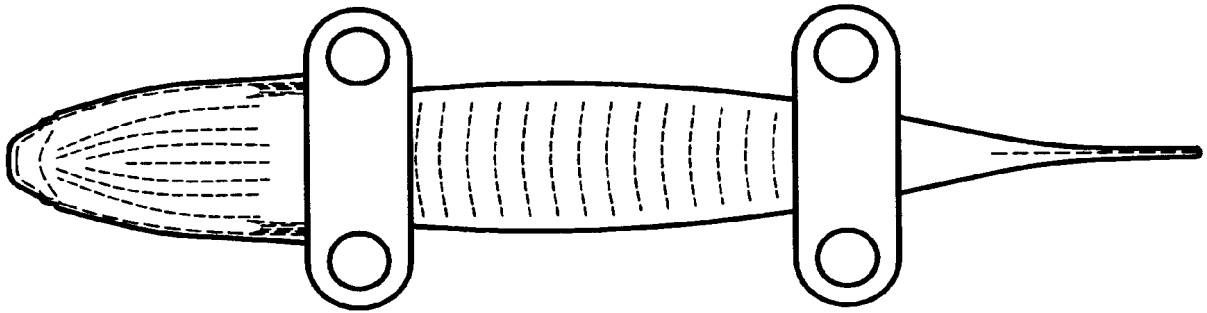


FIG. 4

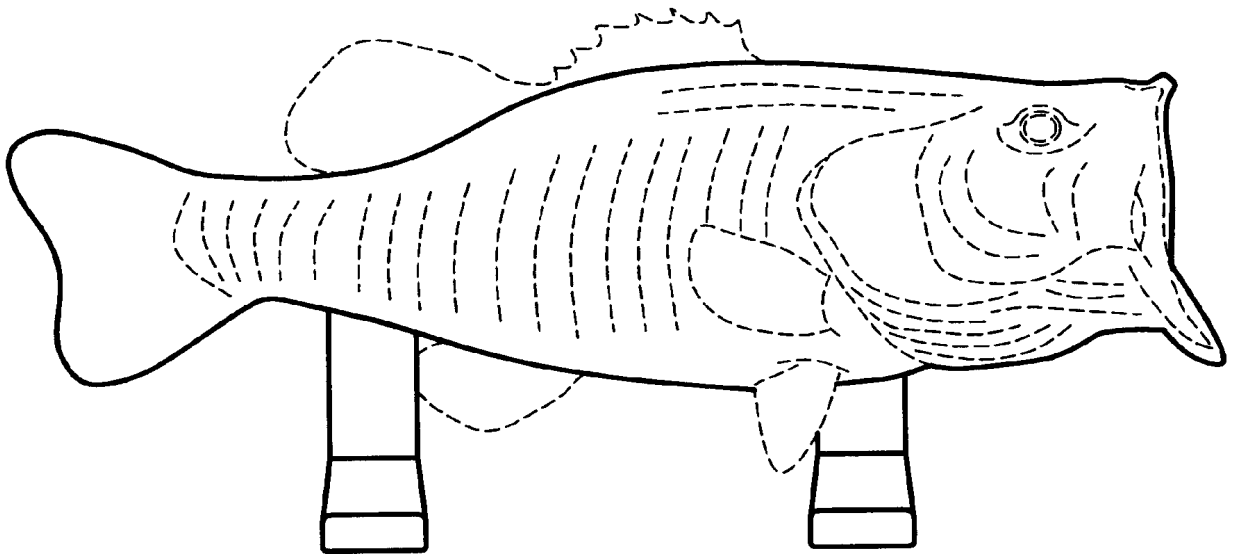


FIG. 5

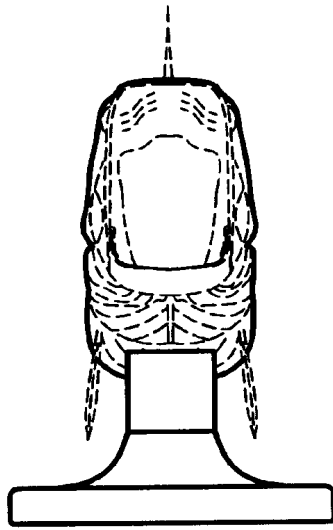


FIG. 6

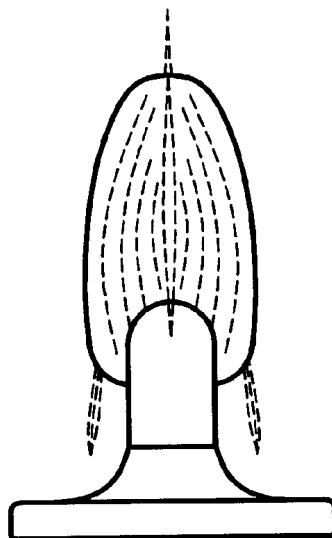


FIG. 7

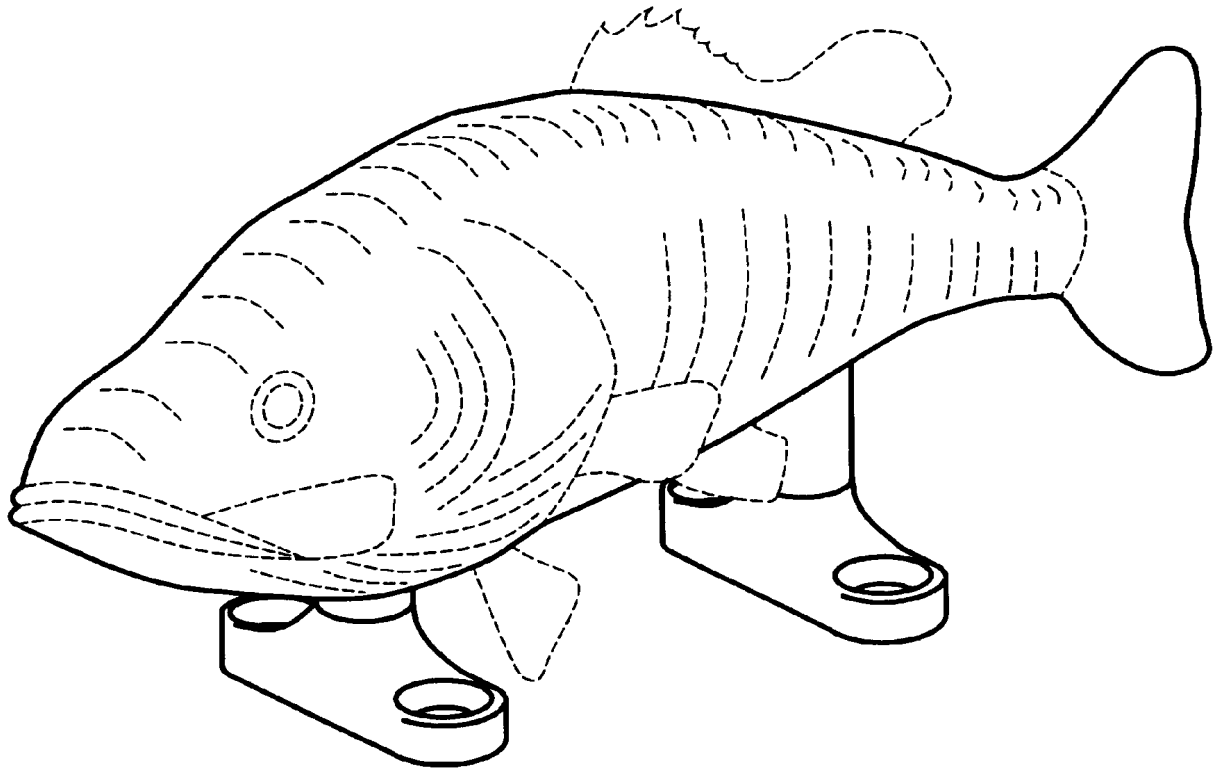


FIG. 8

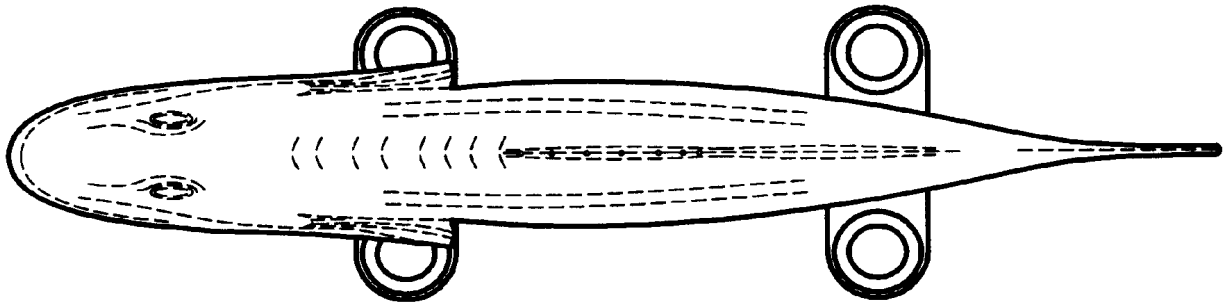


FIG. 9

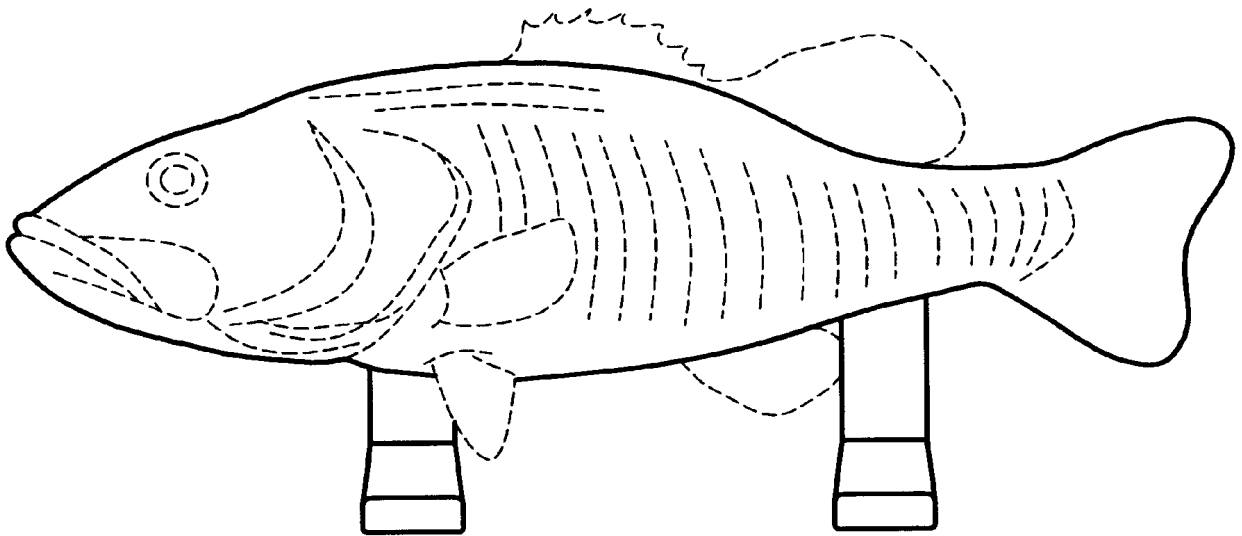


FIG. 10

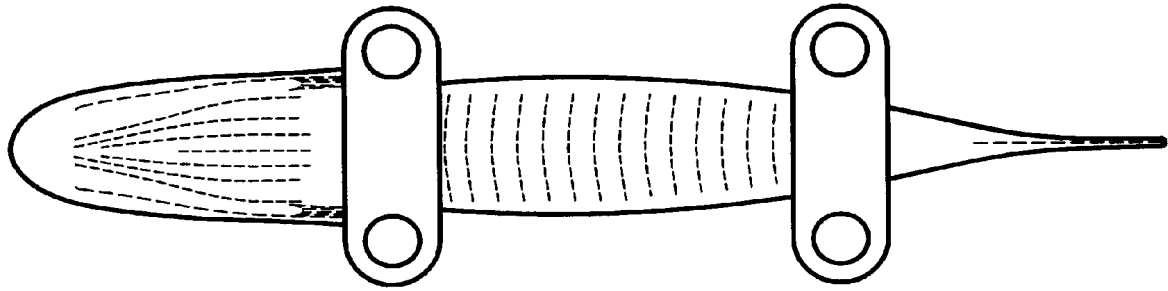


FIG. 11

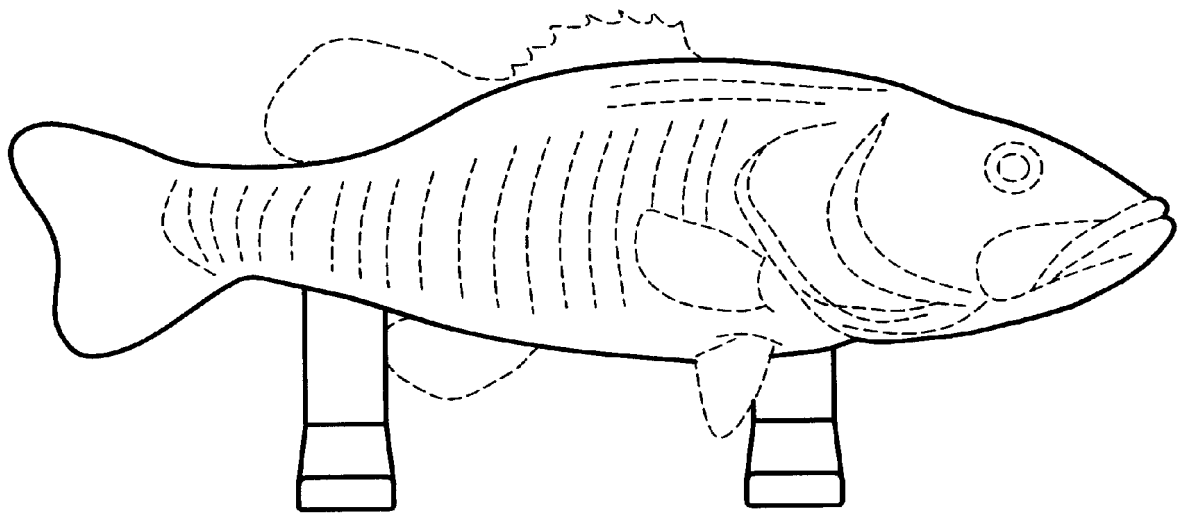


FIG. 12

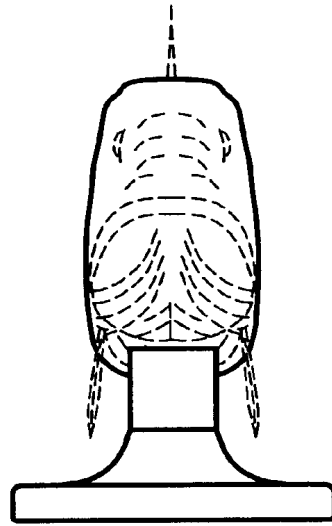


FIG. 13

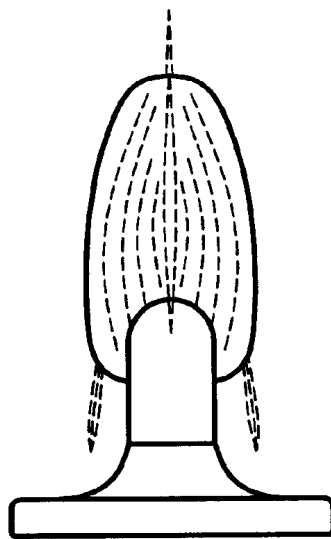


FIG. 14