



US00D484842S

(12) **United States Design Patent**  
**Ziemer et al.**

(10) **Patent No.:** **US D484,842 S**

(45) **Date of Patent:** **\*\* Jan. 6, 2004**

(54) **BOAT CLEAT**

(76) Inventors: **David J. Ziemer**, 12644 Church St.,  
Holland, NY (US) 14080; **Diane H. Baker-Ziemer**, 12644 Church St.,  
Holland, NY (US) 14080

(\*\*) **Term:** **14 Years**

(21) **Appl. No.:** **29/169,487**

(22) **Filed:** **Oct. 21, 2002**

(51) **LOC (7) Cl.** ..... **12-06**

(52) **U.S. Cl.** ..... **D12/317; D8/356**

(58) **Field of Search** ..... **D12/317; D8/356;**  
**114/218; D11/82, 224, 233, 219, 239, 31,**  
**49, 100, 134, 158; D21/599**

(56) **References Cited**

**U.S. PATENT DOCUMENTS**

D42,391 S	4/1912	Gebelein	
D106,247 S	9/1937	Bohland	
D195,778 S	* 7/1963	White	D21/599
3,118,418 A	1/1964	Faul	
RE28,550 E	9/1975	Perkins	114/218
D243,673 S	3/1977	West	D12/200
D254,400 S	3/1980	Van Brouwer	D2/431
D334,955 S	* 4/1993	Kupperman	D21/599
5,279,243 A	1/1994	Cole	114/218
D386,733 S	11/1997	Rossman et al.	D12/168
D387,314 S	12/1997	Suckow et al.	D12/168
D404,683 S	1/1999	Kostic	D11/158

D417,177 S	11/1999	Contreras	D12/162
6,009,824 A	1/2000	Ross	114/218
D424,473 S	5/2000	Boen	D11/158
D440,525 S	4/2001	Robinson	D11/134

**OTHER PUBLICATIONS**

The American College Dictionary, 1970, shark drawing located at bottom of page, p. 1113.\*

\* cited by examiner

*Primary Examiner*—Holly Baynham

(74) *Attorney, Agent, or Firm*—Simpson & Simpson, PLLC

(57) **CLAIM**

The ornamental design for a boat cleat, as shown.

**DESCRIPTION**

FIG. 1 is a perspective view of a boat cleat showing our new design;

FIG. 2 is a top plan view of the present invention;

FIG. 3 is a right side elevational view of the present invention;

FIG. 4 is a bottom plan view of the present invention;

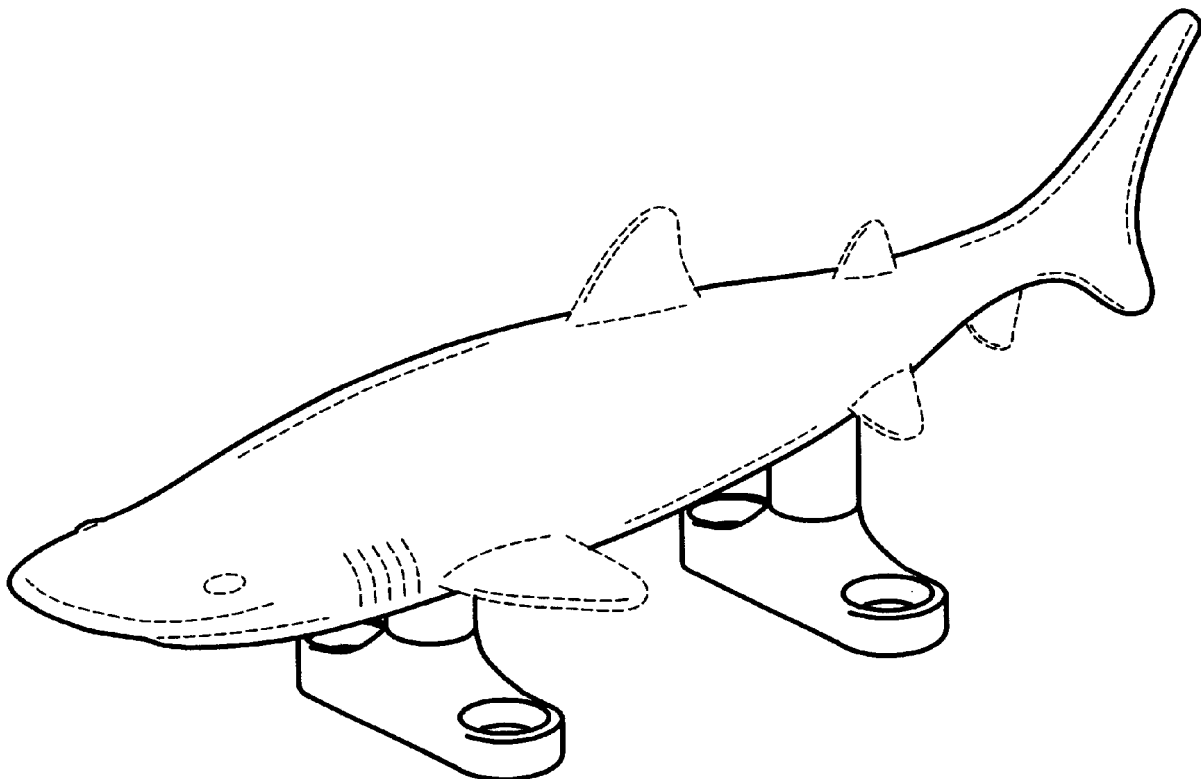
FIG. 5 is a left side elevational view of the present invention;

FIG. 6 is a front elevational view of the present invention; and,

FIG. 7 is a rear elevational view of the present invention.

The broken lines showing the shark fins are for illustrative purposes only and form no part of the claimed design.

**1 Claim, 4 Drawing Sheets**



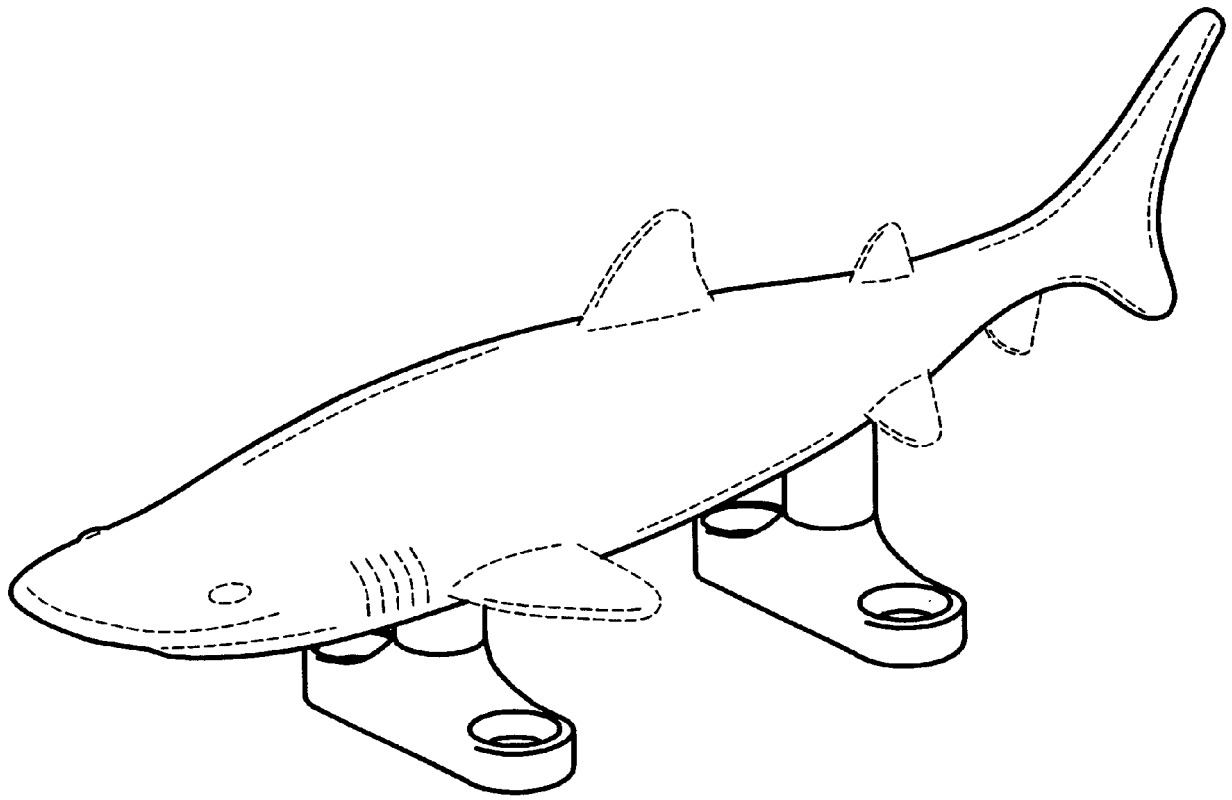


FIG. 1

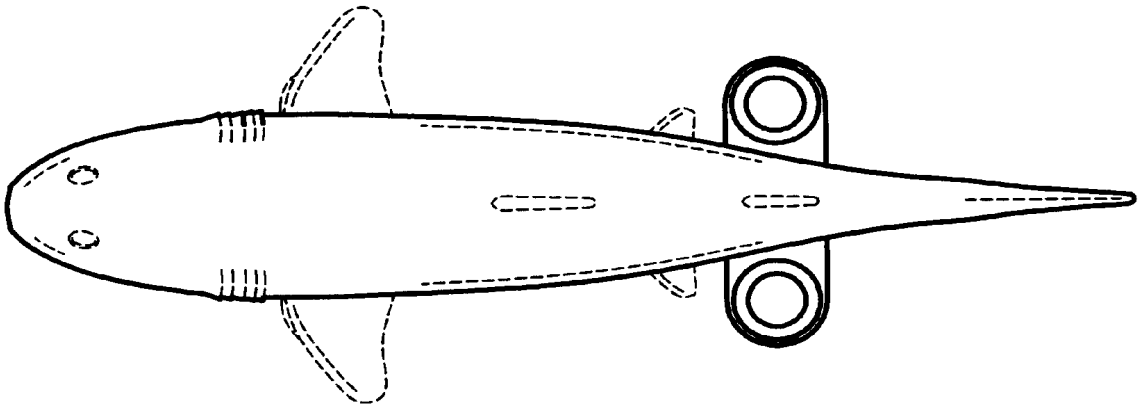


FIG. 2

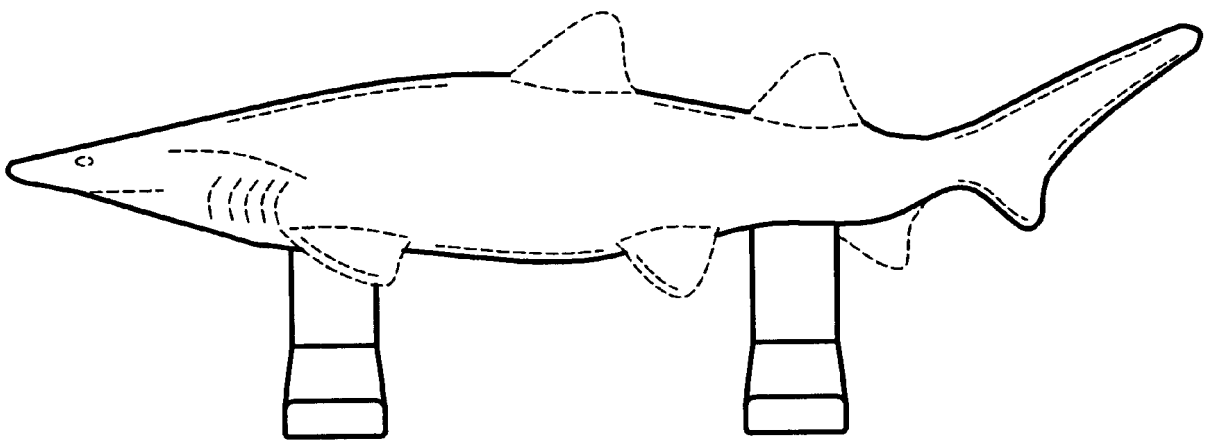


FIG. 3

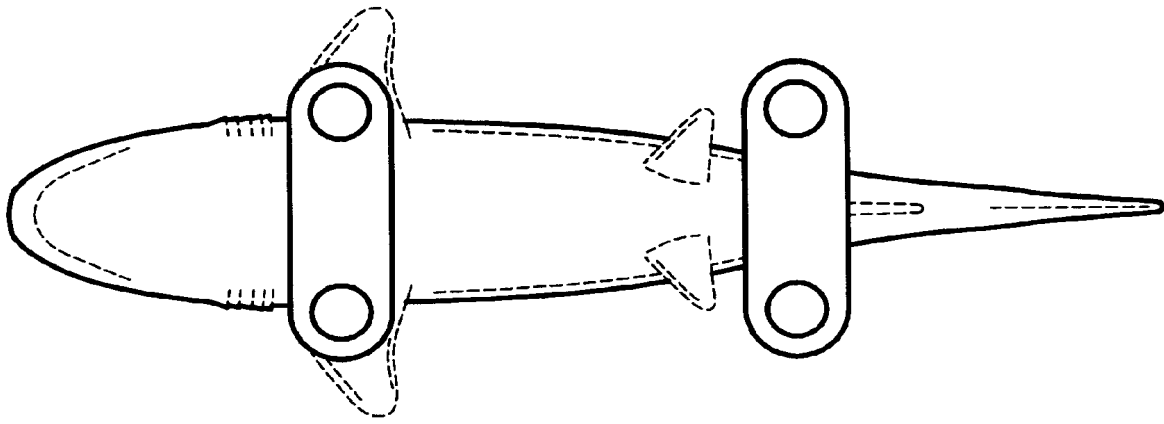


FIG. 4

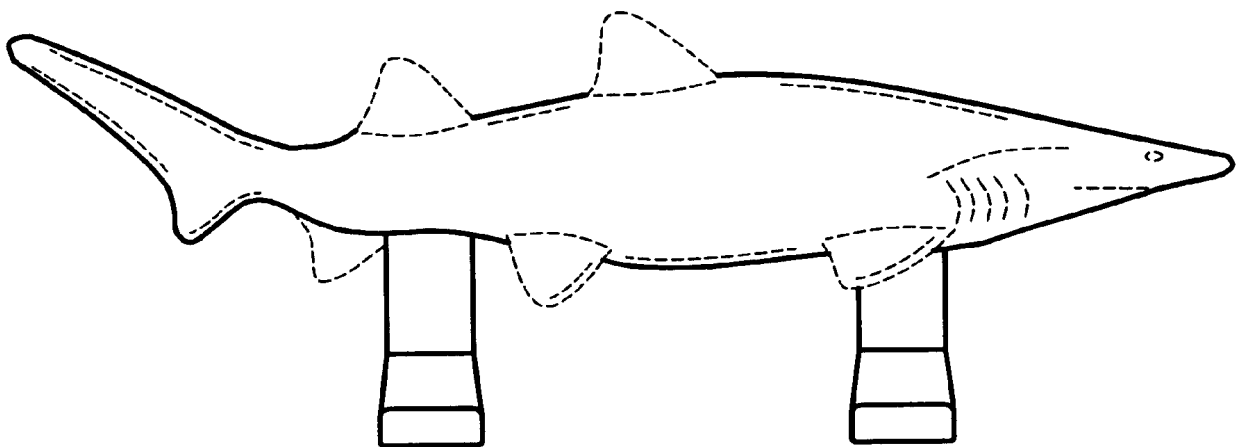


FIG. 5

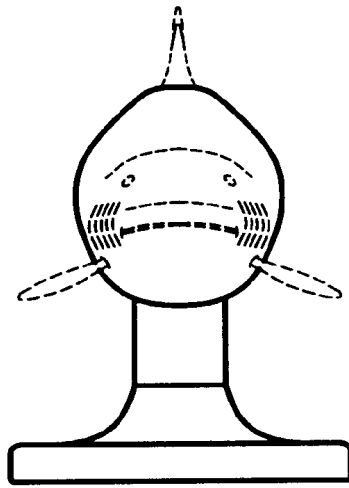


FIG. 6

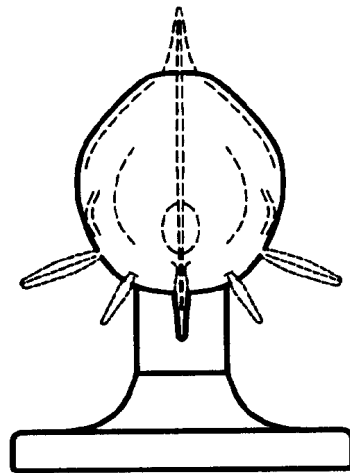


FIG. 7