



US00D493266S1

(12) **United States Design Patent** (10) **Patent No.:** **US D493,266 S**
Rashid (45) **Date of Patent:** **** Jul. 20, 2004**

(54) **CONTAINER**
(75) **Inventor:** **Karim Rashid**, New York, NY (US)
(73) **Assignee:** **Umbra Inc.**, Buffalo, NY (US)
(**) **Term:** **14 Years**

D404,867 S * 1/1999 Rashid D34/1
D409,372 S * 5/1999 Wang D19/85
D447,305 S * 8/2001 Hughes D34/1
D466,664 S * 12/2002 Hsu D34/1
D483,537 S * 12/2003 Skalka D34/1

* cited by examiner

(21) **Appl. No.:** **29/192,169**
(22) **Filed:** **Oct. 20, 2003**

Primary Examiner—Cynthia E. Ramirez
(74) *Attorney, Agent, or Firm*—Simpson & Simpson, PLLC

(51) **LOC (7) Cl.** **09-09**
(52) **U.S. Cl.** **D34/1; D19/81; D19/85**
(58) **Field of Search** **D34/1, 5, 6; 220/908,**
220/908.1, 909, 910, 911; D3/200, 206;
D19/75, 77, 81, 84, 85

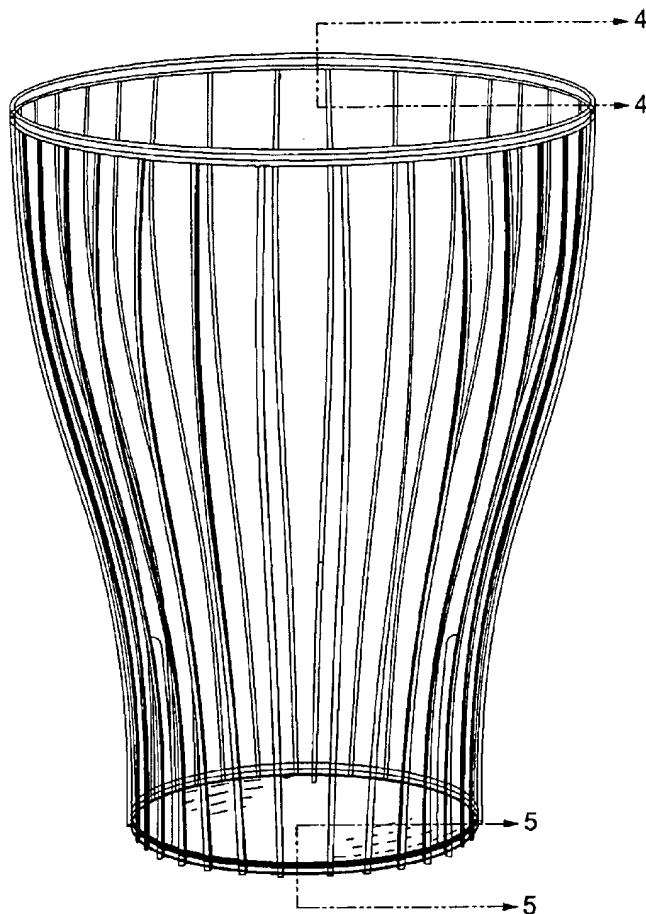
(57) **CLAIM**
The ornamental design for a container, as shown and described.

(56) **References Cited**
U.S. PATENT DOCUMENTS
D306,928 S * 3/1990 Hanna D34/5
D314,461 S * 2/1991 Skalka D34/5
D353,250 S * 12/1994 Skalka D34/1
D397,361 S * 8/1998 Goodman et al. D19/85
D398,649 S * 9/1998 Ricci D19/85
D399,622 S * 10/1998 Rashid D34/1

DESCRIPTION

FIG. 1 is a top perspective view of the container of the invention;
FIG. 2 is a top plan view thereof;
FIG. 3 is a bottom plan view thereof;
FIG. 4 is a sectional view thereof taken generally along the line 4—4 in FIG. 1; and,
FIG. 5 is a sectional view thereof taken generally along the line 5—5 in FIG. 1.

1 Claim, 4 Drawing Sheets



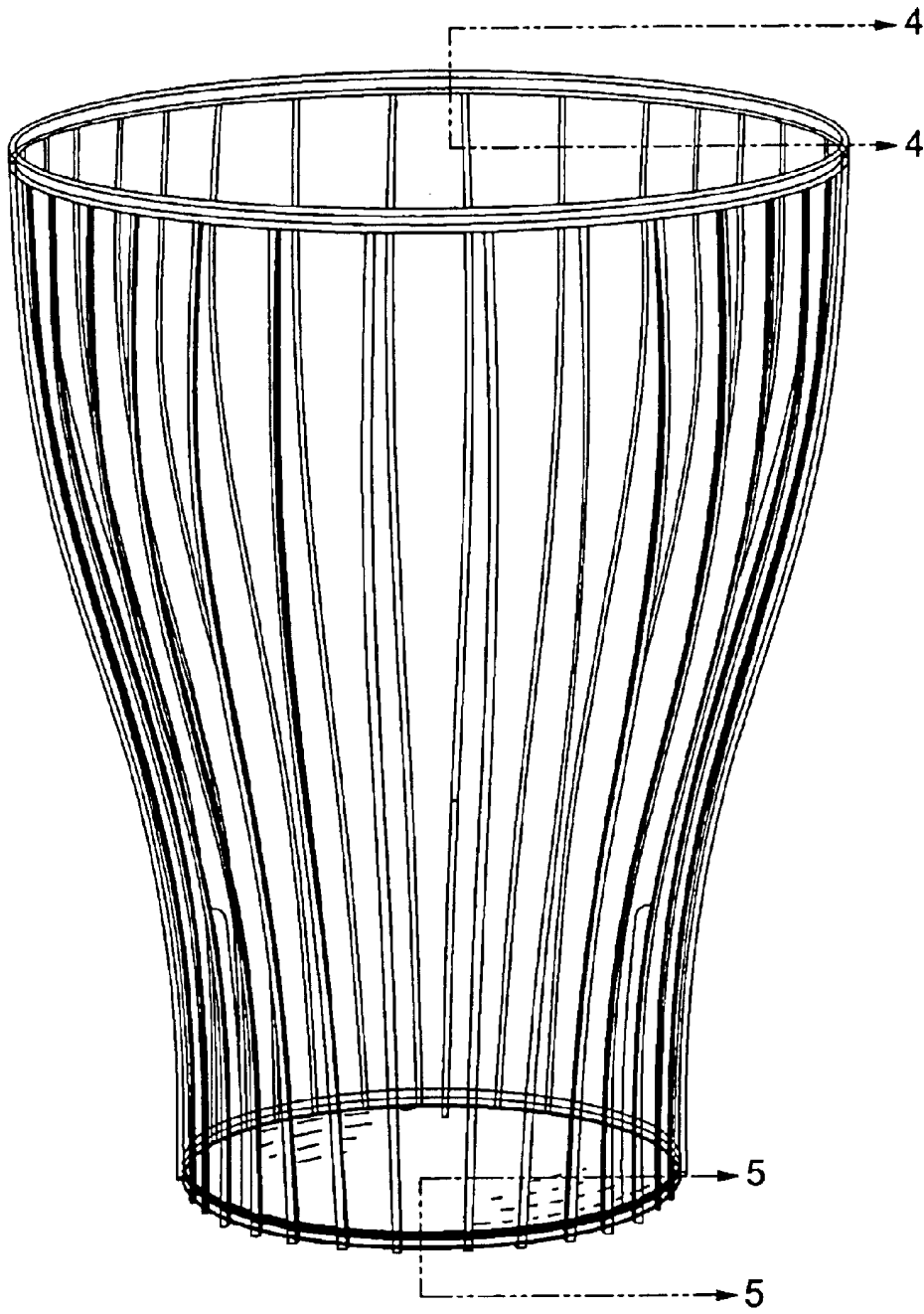


Fig. 1

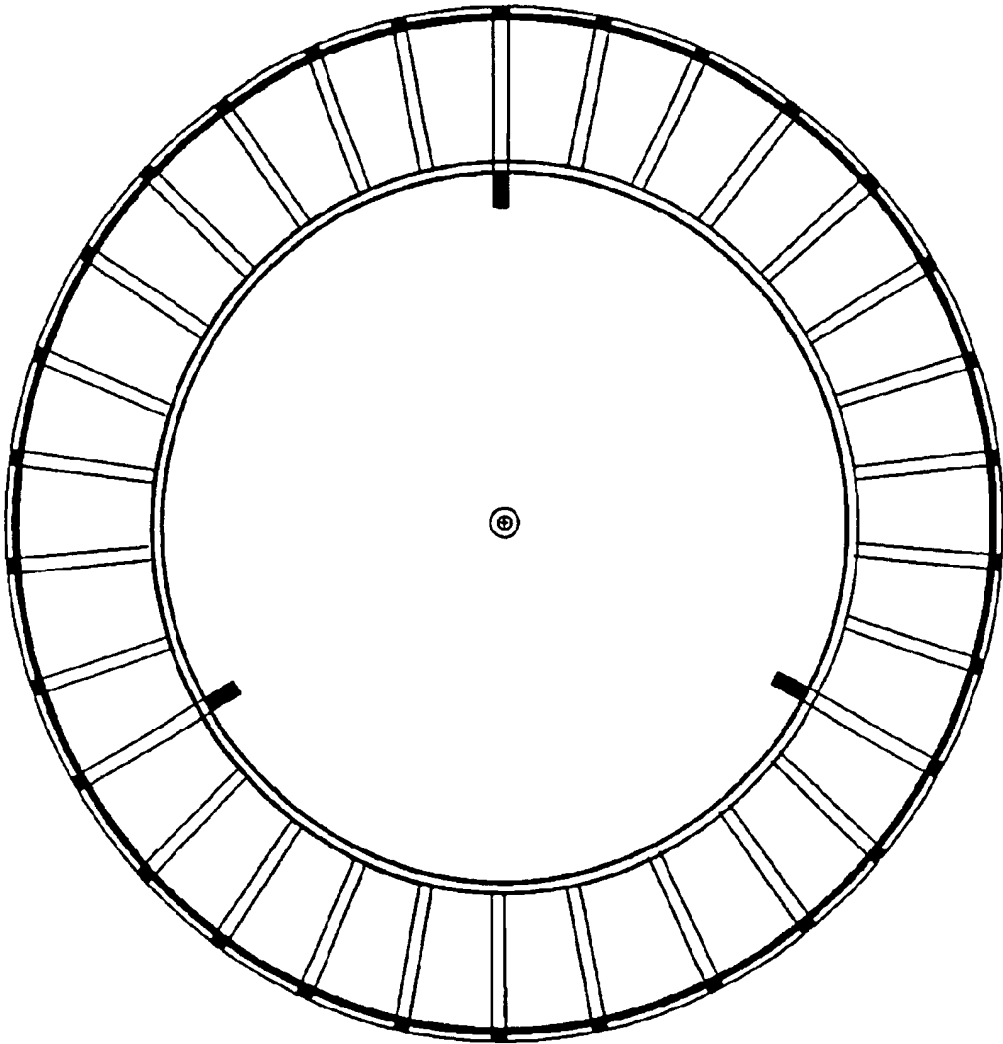


Fig. 2

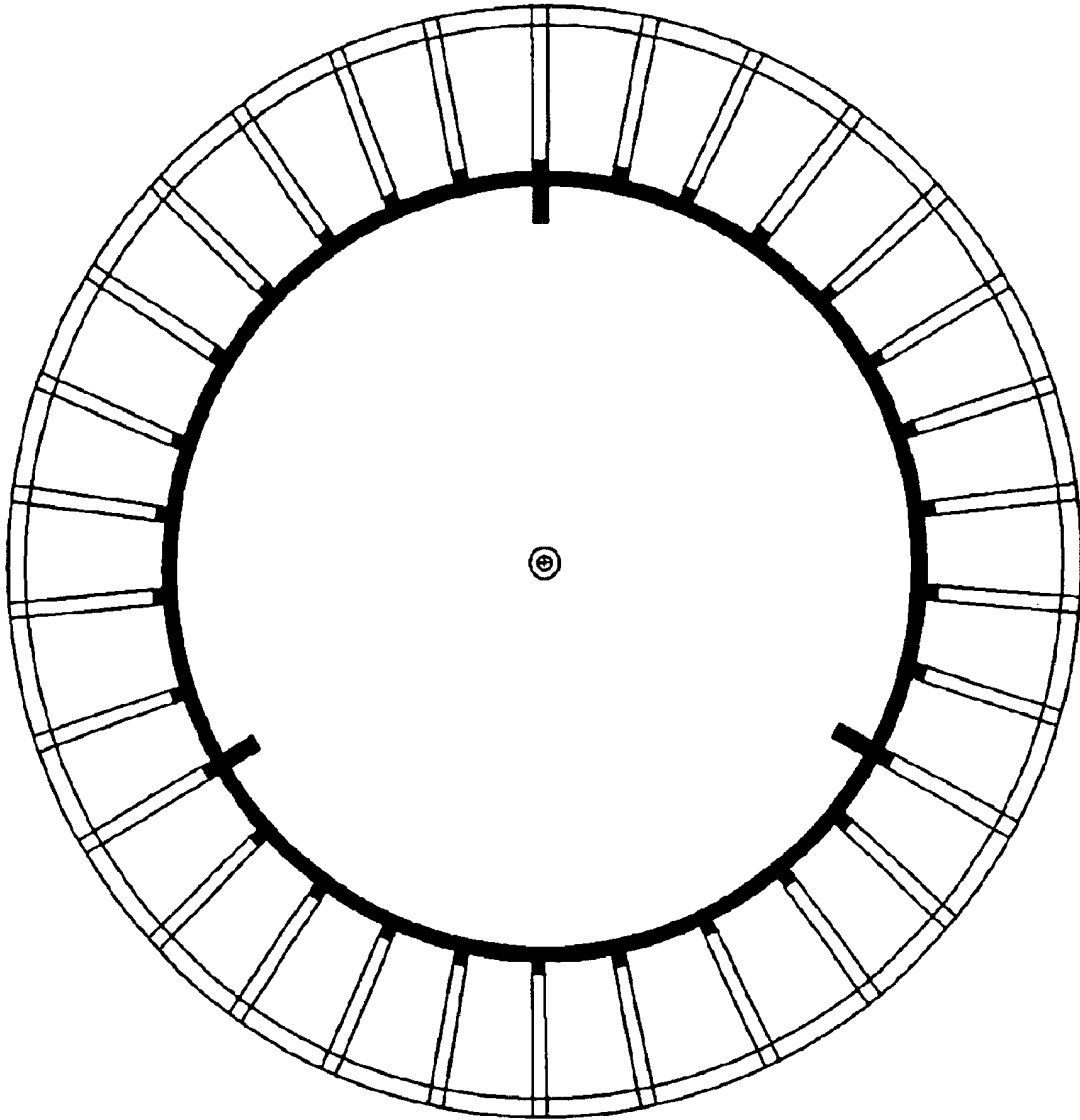


Fig. 3

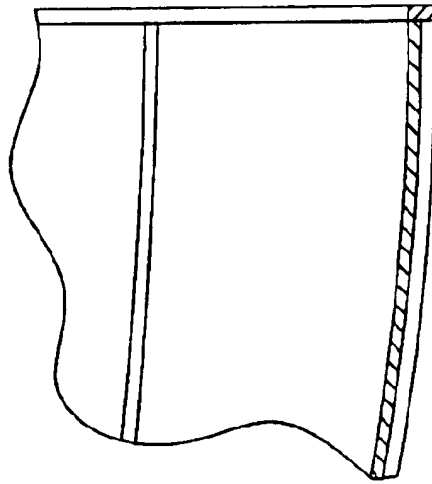


Fig. 4

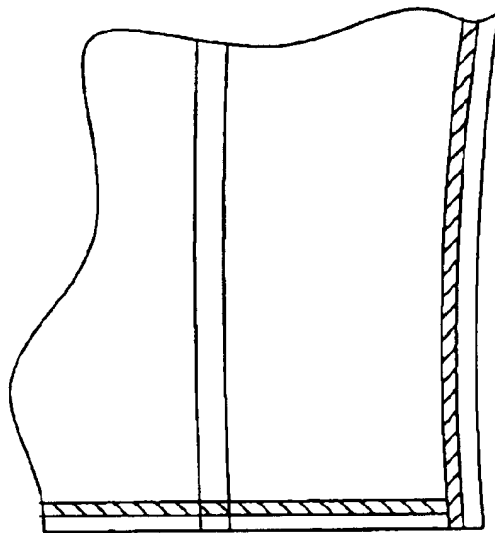


Fig. 5