



US00D494983S1

(12) **United States Design Patent** (10) **Patent No.:** **US D494,983 S**
Peter et al. (45) **Date of Patent:** **** Aug. 24, 2004**

(54) **IDEOGRAM FOR DIAPHRAGM OPEN FUNCTIONS OF A MICROSCOPE SYSTEM**

(75) Inventors: **Katja Peter**, Wetzlar (DE); **Frank Toennissen**, Bottrop (DE); **Christian Knoll**, Stuttgart (DE); **Dietmar Kempf**, Schoenaich (DE); **Hendrik Kuijs**, Rosenfeld (DE)

(73) Assignees: **Leica Microsystems Wetzlar GmbH** (DE); **Fraunhofer Gesellschaft zur Foerderung der angewandten Forschung e.V.** (DE)

(**) Term: **14 Years**

(21) Appl. No.: **29/186,064**

(22) Filed: **Jul. 9, 2003**

(30) **Foreign Application Priority Data**

Jan. 10, 2003 (DE) 4 03 00 051

(51) **LOC (7) Cl.** **14-02**

(52) **U.S. Cl.** **D14/491**

(58) **Field of Search** D14/24-33; D18/24-33; D19/6; D20/11; D21/324-33; 345/700-26, 764-866

(56) **References Cited**

U.S. PATENT DOCUMENTS

D386,477 S * 11/1997 Thomas D14/491

D392,267 S * 3/1998 Mason et al. D14/491
D392,268 S * 3/1998 Mason et al. D14/491
D393,843 S * 4/1998 Sakazume D14/489
D405,775 S * 2/1999 Newton et al. D14/491
D418,497 S * 1/2000 Howard et al. D14/489
D421,251 S * 2/2000 Haitani et al. D14/491

* cited by examiner

Primary Examiner—M. H. Tung

(74) *Attorney, Agent, or Firm*—Simpson & Simpson, PLLC

(57) **CLAIM**

The ornamental design for an ideogram for diaphragm open functions of a microscope system, as described and shown in the various figures of the drawing.

DESCRIPTION

FIG. 1 is a front view of a microscope display with an ideogram for diaphragm open functions of a microscope system showing our new design;

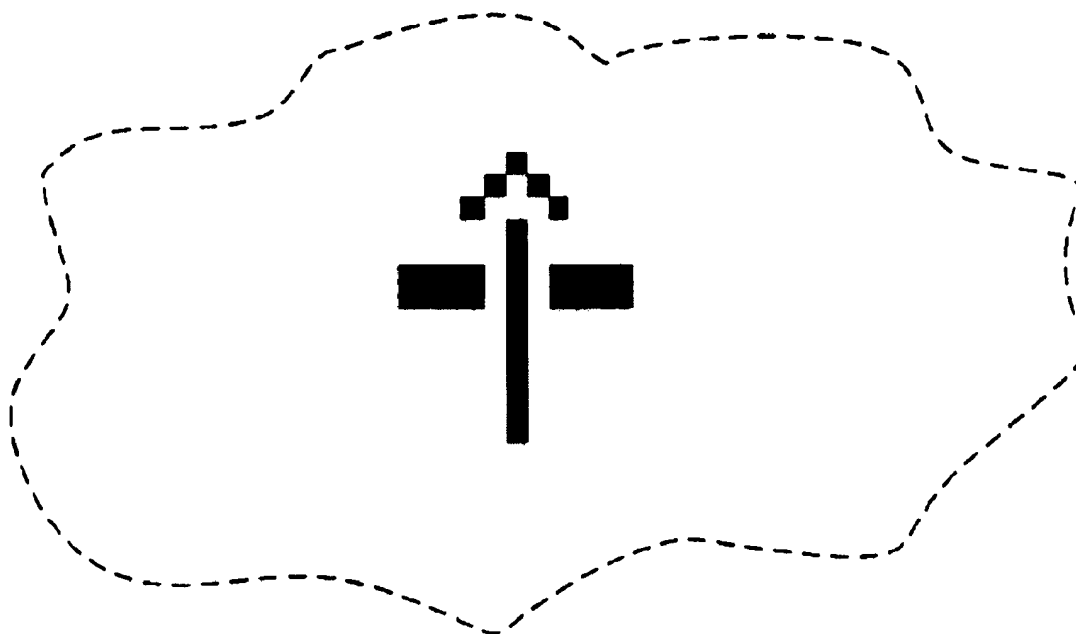
FIG. 2 is a front view of a second embodiment thereof;

FIG. 3 is a front view of a third embodiment thereof; and,

FIG. 4 is a front view of a fourth embodiment thereof.

The broken line drawing of a portion of a display panel or microscope display is for illustrative purposes only and forms no part of the claimed design.

1 Claim, 2 Drawing Sheets






Fig. 1




Fig. 2

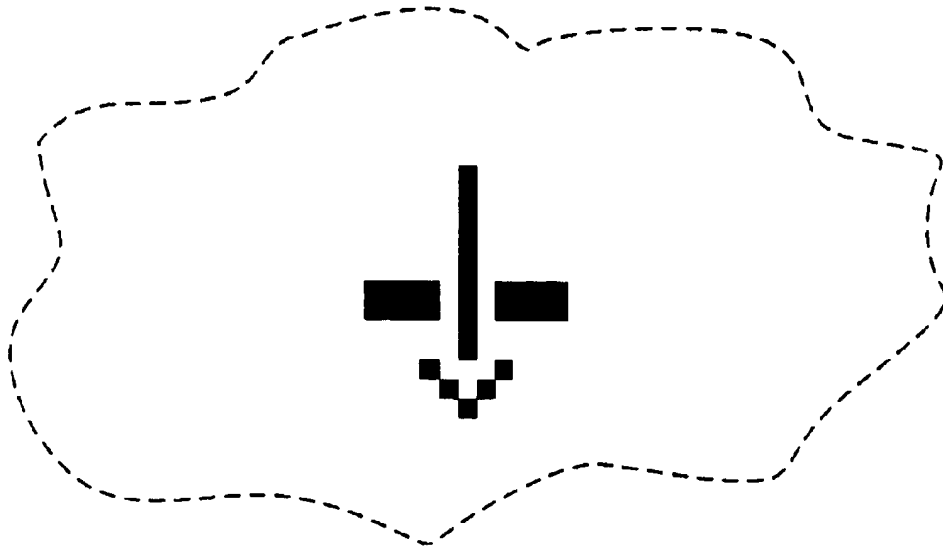


Fig. 3




Fig. 4

UNITED STATES PATENT AND TRADEMARK OFFICE
CERTIFICATE OF CORRECTION

PATENT NO. : Des. 494,983 S
DATED : August 24, 2004
INVENTOR(S) : Katja Peter et al.

Page 1 of 1

It is certified that error appears in the above-identified patent and that said Letters Patent is hereby corrected as shown below:

Title page,

Item [54], Title, delete “**IDEOGRAM FOR DIAPHRAGM OPEN FUNCTIONS OF A MICROSCOPE SYSTEM**” add -- **IDEOGRAM FOR DIAPHRAGM OPEN FUNCTIONS OF A MICROSCOPE SYSTEM ON A PORTION OF A DISPLAY PANEL OR MICROSCOPE DISPLAY** --

Item [57], **CLAIM**, delete “The ornamental design for an ideogram for diaphragm open functions of a microscope system, as described and shown in the various figures of the drawing.” add -- The ornamental design for an ideogram for diaphragm open functions of a microscope system on a portion of a display panel or microscope display as shown and described. --

Signed and Sealed this

Fourteenth Day of December, 2004

A handwritten signature in black ink on a light gray dotted background. The signature reads "Jon W. Dudas" in a cursive, stylized script.

JON W. DUDAS

Director of the United States Patent and Trademark Office