



US00D494984S1

(12) **United States Design Patent** (10) **Patent No.:** **US D494,984 S**
Peter et al. (45) **Date of Patent:** **** Aug. 24, 2004**

(54) **COMPUTER ICON FOR TRANSMITTED LIGHT ILLUMINATION FUNCTIONS OF A MICROSCOPE SYSTEM ON A PORTION OF A DISPLAY PANEL OR MICROSCOPE DISPLAY**

D392,267 S * 3/1998 Mason et al. D14/491
D392,268 S * 3/1998 Mason et al. D14/491
D393,843 S * 4/1998 Sakazume D14/489
D405,775 S * 2/1999 Newton et al. D14/491
D418,497 S * 1/2000 Howard et al. D14/489
D421,251 S * 2/2000 Haitani et al. D14/491
D461,478 S * 8/2002 Bungert D14/489

(75) Inventors: **Katja Peter**, Wetzlar (DE); **Frank Toennissen**, Bottrop (DE); **Christian Knoll**, Stuttgart (DE); **Dietmar Kempf**, Schoenaich (DE); **Hendrik Kuijs**, Rosenfeld (DE)

* cited by examiner

Primary Examiner—M. H. Tung
(74) *Attorney, Agent, or Firm*—Simpson & Simpson, PLLC

(73) Assignees: **Leica Microsystems Wetzlar GmbH** (DE); **Fraunhofer Gesellschaft zur Foerderung der angewandten Forschung e.V.** (DE)

(57) **CLAIM**

The ornamental design for a computer icon for transmitted light illumination functions of a microscope system on a portion of a display panel or microscope display, as shown and described.

(**) Term: **14 Years**

DESCRIPTION

(21) Appl. No.: **29/186,109**

(22) Filed: **Jul. 9, 2003**

(51) **LOC (7) Cl.** **14-02**

(52) **U.S. Cl.** **D14/491**

(58) **Field of Search** D14/24-33; D18/24-33;
D19/6; D20/11; D21/324-33; 345/700-26,
764-866

FIG. 1 is a front view of a microscope display with an computer icon for transmitted light illumination functions of a microscope system on a portion of a display panel or microscope display showing our new design; and,

FIG. 2 is a front view of a second embodiment thereof.

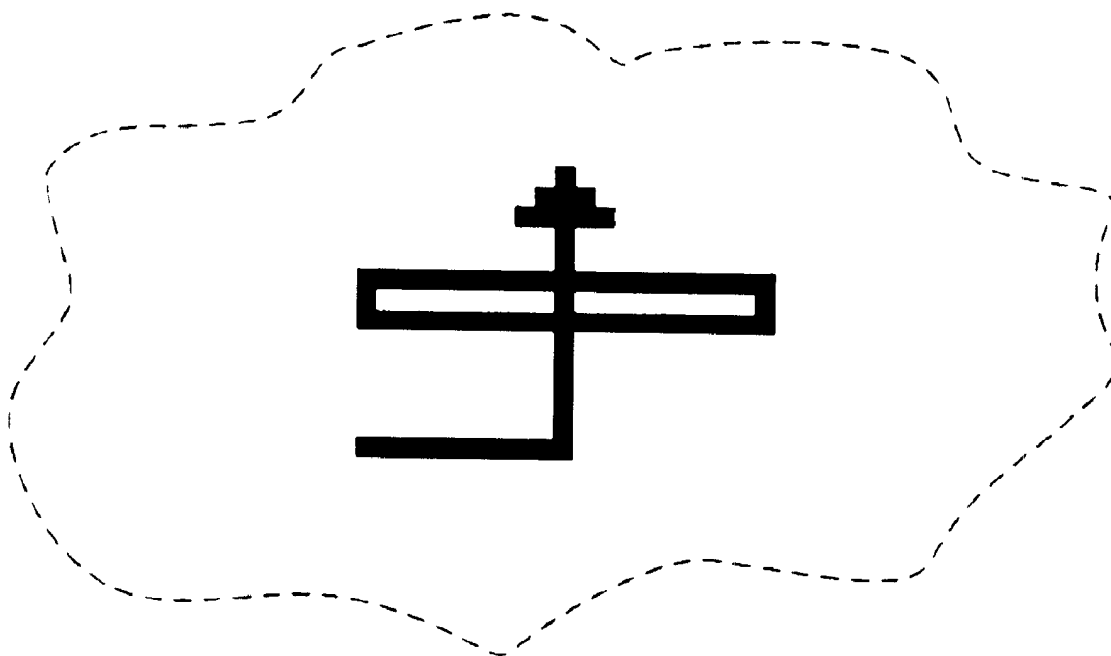
The broken line drawing of a portion of a display panel or microscope display is for illustrative purposes only and forms no part of the claimed design.

(56) **References Cited**

U.S. PATENT DOCUMENTS

D386,477 S * 11/1997 Thomas D14/491

1 Claim, 1 Drawing Sheet



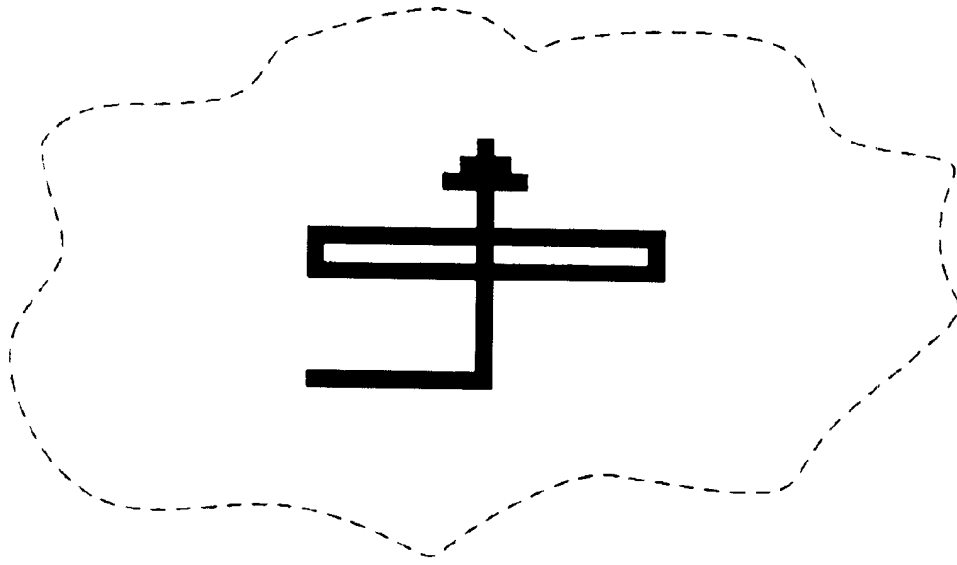


Fig. 1




Fig. 2

UNITED STATES PATENT AND TRADEMARK OFFICE
CERTIFICATE OF CORRECTION

PATENT NO. : Des. 494,984 S
DATED : August 24, 2004
INVENTOR(S) : Katja Peter et al.

Page 1 of 1

It is certified that error appears in the above-identified patent and that said Letters Patent is hereby corrected as shown below:

Title page,

Item [54], Title, delete "**COMPUTER ICON FOR TRANSMITTED LIGHT ILLUMINATION FUNCTIONS OF A MICROSCOPE SYSTEM ON A PORTION ON A DISPLAY PANEL OR MICROSCOPE DISPLAY**" add -- **IDEOGRAM FOR TRANSMITTED LIGHT ILLUMINATION FUNCTIONS OF A MICROSCOPE SYSTEM ON A PORTION OF A DISPLAY PANEL OR MICROSCOPE DISPLAY** --

Item [57], **CLAIM**, delete "The ornamental design for a computer icon for transmitted light illumination functions of a microscope system on a portion of a display panel or microscope display, as shown and described." add -- The ornamental design for an ideogram for transmitted light illumination functions of a microscope system on a portion of a display panel or microscope display as shown and described. --

Signed and Sealed this

Fourteenth Day of December, 2004

A handwritten signature in black ink that reads "Jon W. Dudas". The signature is written in a cursive, flowing style with a large initial "J" and "D".

JON W. DUDAS
Director of the United States Patent and Trademark Office