



US00D495338S1

(12) **United States Design Patent** (10) **Patent No.:** **US D495,338 S**  
**Peter et al.** (45) **Date of Patent:** **\*\* Aug. 31, 2004**

(54) **COMPUTER ICON FOR BRIGHT FIELD ILLUMINATION FUNCTIONS OF A MICROSCOPE SYSTEM ON A PORTION OF A DISPLAY PANEL OR MICROSCOPE DISPLAY**

D404,727 S \* 1/1999 Hodges Wilsher et al. .... D14/491  
D405,775 S \* 2/1999 Newton et al. .... D14/491  
D418,497 S \* 1/2000 Howard et al. .... D14/489  
D461,192 S \* 8/2002 Huntley et al. .... D14/489  
D471,206 S \* 3/2003 Buzzard et al. .... D14/489  
D484,888 S \* 1/2004 Bungert ..... D14/489

(75) **Inventors:** **Katja Peter, Wetzlar (DE); Frank Toennissen, Bottrop (DE); Christian Knoll, Stuttgart (DE); Dietmar Kempf, Schoenlch (DE); Hendrik Kuijs, Rosenfeld (DE)**

\* cited by examiner

*Primary Examiner*—M. H. Tung  
(74) *Attorney, Agent, or Firm*—Simpson & Simpson, PLLC

(73) **Assignees:** **Lelca Microsystems Wetzlar GmbH (DE); Fraunhofer Gesellschaft zur Forderung der Angewandten Forschung E.V. (DE)**

(57) **CLAIM**

The ornamental design for a computer icon for bright field illumination functions of a microscope system on a portion of a display panel or microscope display, as described and shown in the various figures of the drawing.

(\*\*) **Term:** **14 Years**

**DESCRIPTION**

(21) **Appl. No.:** **29/186,065**

(22) **Filed:** **Jul. 9, 2003**

(30) **Foreign Application Priority Data**

Jan. 10, 2003 (DE) ..... 403 00 051

(51) **LOC (7) Cl.** ..... **14-02**

(52) **U.S. Cl.** ..... **D14/486**

(58) **Field of Search** ..... D14/24-33; D18/24-33;  
D19/6; D20/11; D21/324-33; 345/700-26,  
764-866

FIG. 1 is a front view of a computer icon for bright field illumination functions of a microscope system on a portion of a display panel or microscope display showing our new design; and,

FIG. 2 is a front view of a second embodiment thereof.

The broken line drawing of a computer icon for bright field illumination functions of a microscope system on a portion of a display panel or microscope display is for illustrative purposes only and forms no part of the claimed design.

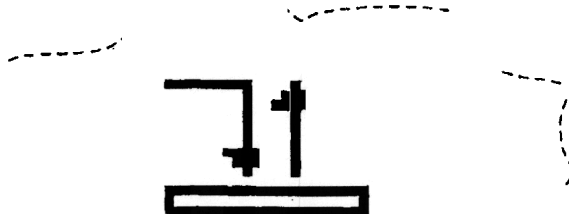
The broken line drawing of a portion of a display panel or microscope display is for illustrative purposes only and forms no part of the claimed design.

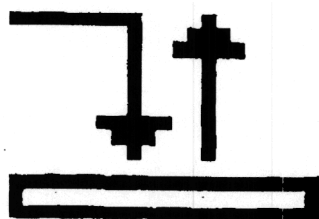
(56) **References Cited**

**U.S. PATENT DOCUMENTS**


D386,477 S \* 11/1997 Thomas ..... D14/491

**1 Claim, 1 Drawing Sheet**





Fg 1



Fg 2