



US00D499045S

(12) **United States Design Patent** (10) **Patent No.:** **US D499,045 S**  
**Swartz** (45) **Date of Patent:** **\*\* Nov. 30, 2004**

(54) **PENDANT**

(76) **Inventor:** **Marie Swartz**, 23 Katherine St.,  
Lancaster, NY (US) 14086

(\*\*) **Term:** **14 Years**

(21) **Appl. No.:** **29/189,861**

(22) **Filed:** **Sep. 11, 2003**

(51) **LOC (7) Cl.** ..... **11-01**

(52) **U.S. Cl.** ..... **D11/56**

(58) **Field of Search** ..... D11/1-2, 40-43,  
D11/44, 48-49, 53, 56-57, 59, 60, 63,  
65, 79-82, 83, 91, 95-97, 99-101, 106,  
114-115; 63/1.11, 18-20; D3/207-211

(56) **References Cited**

**U.S. PATENT DOCUMENTS**

D168,276 S	*	11/1952	Rickspoone	.....	D11/81
D217,783 S	*	6/1970	Parrusg et al.	.....	D11/83
D243,346 S	*	2/1977	Samuels	.....	D27/192
D245,591 S		8/1977	Rieger, Jr. et al.	.....	D11/44
D246,704 S		12/1977	Ophir	.....	D11/87
D253,996 S		1/1980	Shiroka	.....	D11/56
D258,579 S		3/1981	Kelman	.....	D11/4
D261,742 S		11/1981	McTighe et al.	.....	D11/56
D283,409 S	*	4/1986	Hergert	.....	D11/81
4,665,594 A	*	5/1987	Wagner	.....	24/546
D291,425 S		8/1987	Webb	.....	D11/83

D336,058 S	*	6/1993	Sery	.....	D11/79
D369,988 S		5/1996	Jacoby	.....	D11/56
D376,245 S	*	12/1996	Brantley-Alcock	.....	D99/25
D421,236 S	*	2/2000	Del Valle	.....	D11/56
D466,827 S		12/2002	Fornas	.....	D11/79

\* cited by examiner

*Primary Examiner*—Ralf Seifert

(74) *Attorney, Agent, or Firm*—Simpson & Simpson, PLLC

(57) **CLAIM**

The ornamental design for a pendant, as shown and described.

**DESCRIPTION**

FIG. 1 is a view of the pendant of the present invention shown in use;

FIG. 2 is a front view thereof;

FIG. 3 is a rear view thereof;

FIG. 4 is a top view thereof;

FIG. 5 is a bottom view thereof;

FIG. 6 is side view thereof, as viewed from the right-hand side thereof; and,

FIG. 7 is a side view thereof, as viewed from the left-hand side thereof.

The broken line showing of a person and chain affixed to the pendant of the present invention in FIG. 1 is for illustrative purposes only and form no part of the claimed design.

**1 Claim, 5 Drawing Sheets**






Fig. 1




Fig. 2




Fig. 3

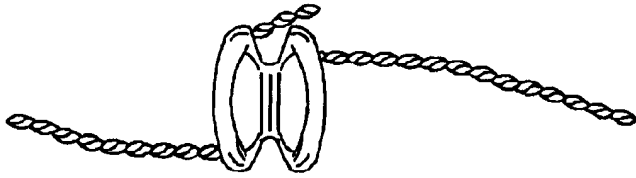


Fig. 4



Fig. 5

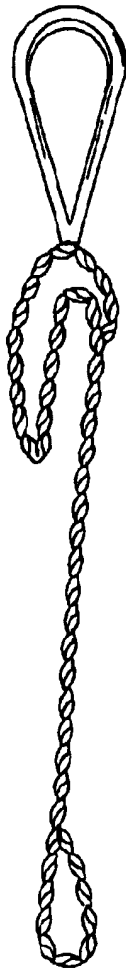


Fig. 6




Fig. 7