



US00D502360S

(12) **United States Design Patent** (10) **Patent No.:** **US D502,360 S**
Kautz (45) **Date of Patent:** **** Mar. 1, 2005**

(54) **WINE BOX COVER**

(76) Inventor: **Barbara J. Kautz**, 9877 Feltham Ct.,
Clarence, NY (US) 14031

(**) Term: **14 Years**

(21) Appl. No.: **29/176,311**

(22) Filed: **Feb. 20, 2003**

(51) **LOC (7) Cl.** **07-01**

(52) **U.S. Cl.** **D7/392; D7/391; D9/447;**
D9/435; D6/610

(58) **Field of Search** D9/444, 443, 432;
D7/392, 590, 391; 215/100 R; 206/499;
222/156, 185.1, 192, 196; 229/923; D6/610,
611, 616; 150/154, 165, 901

(56) **References Cited**

U.S. PATENT DOCUMENTS

- 4,834,250 A * 5/1989 Dumbeck et al. 215/100 R
- D320,557 S * 10/1991 Schuster D9/432
- 5,356,046 A * 10/1994 Burke 222/156
- D365,989 S * 1/1996 Wacker D9/444
- D402,845 S * 12/1998 Hanzok D6/610

- D438,425 S * 3/2001 Agnew D7/392
- D447,902 S * 9/2001 Black D6/610
- 6,435,081 B1 * 8/2002 Williams D7/391
- 6,454,095 B1 * 9/2002 Brisebois et al. 206/494

* cited by examiner

Primary Examiner—Louis S. Zarfaz

Assistant Examiner—Gregory Andoll

(74) *Attorney, Agent, or Firm*—Simpson & Simpson, PLLC

(57) **CLAIM**

The ornamental design for a wine box cover, as shown.

DESCRIPTION

FIG. 1 is a perspective view of a wine box cover showing my new design;

FIG. 2 is a front elevational view of the present invention;

FIG. 3 is a rear elevational view of the present invention;

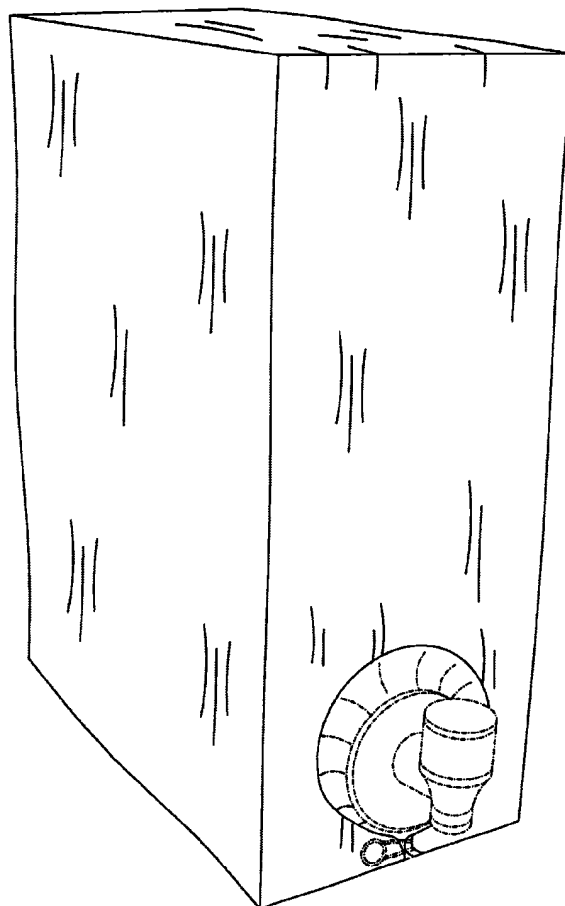
FIG. 4 is a left side elevational view of the present invention;

FIG. 5 is a right side elevational view of the present invention; and,

FIG. 6 is a top plan view of the present invention.

The structures shown in broken lines are for illustrative purposes only and form no part of the claimed design.

1 Claim, 6 Drawing Sheets



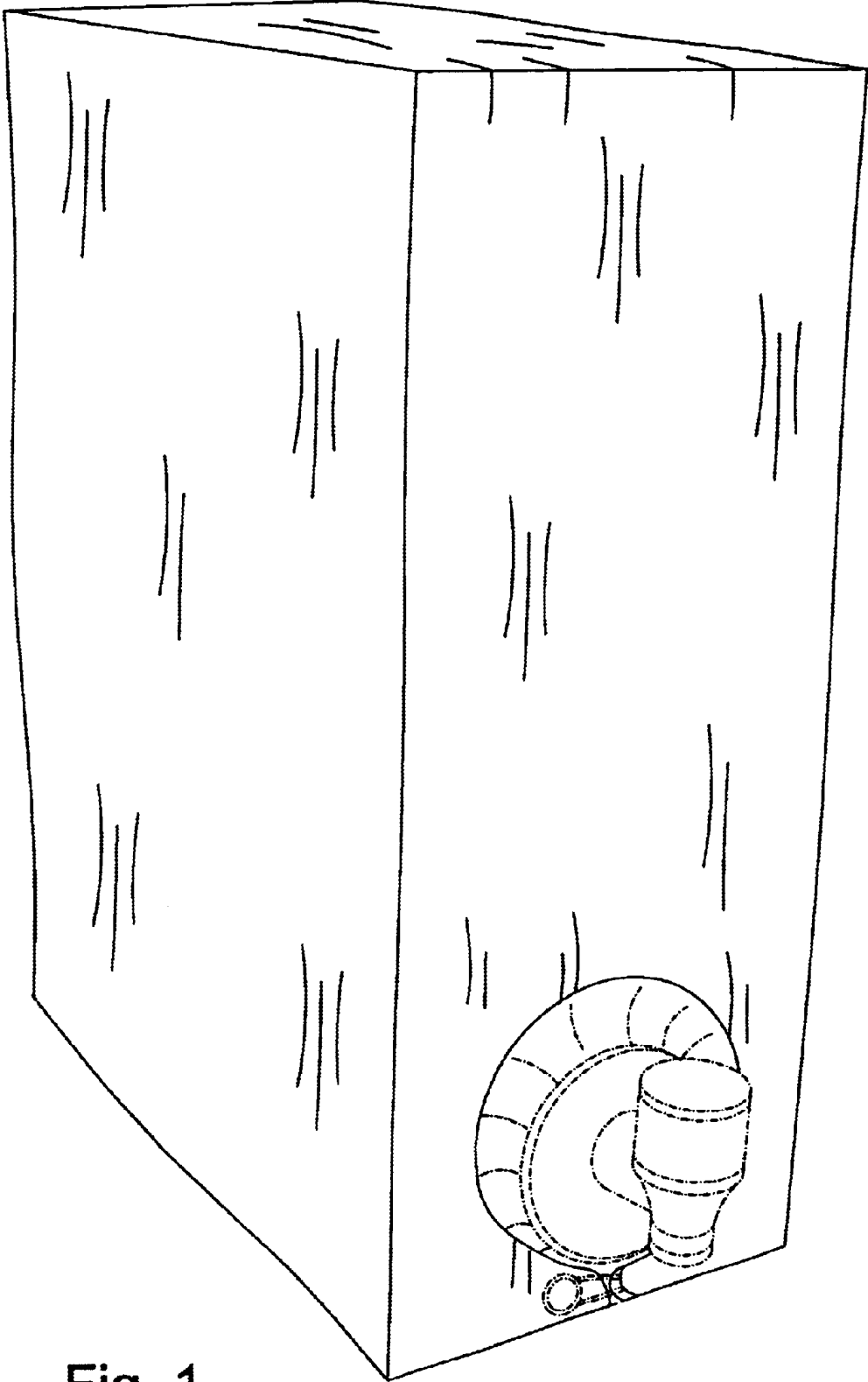


Fig. 1




Fig. 2




Fig. 3

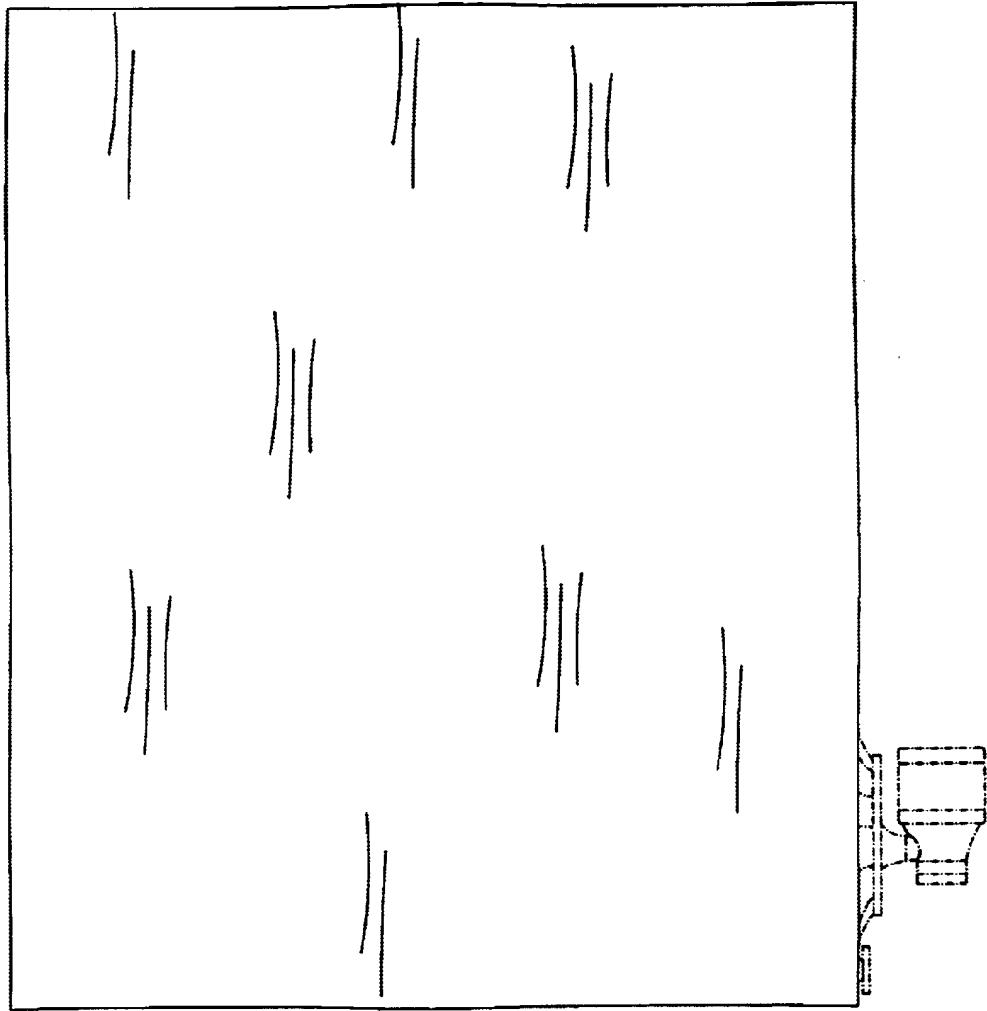


Fig. 4

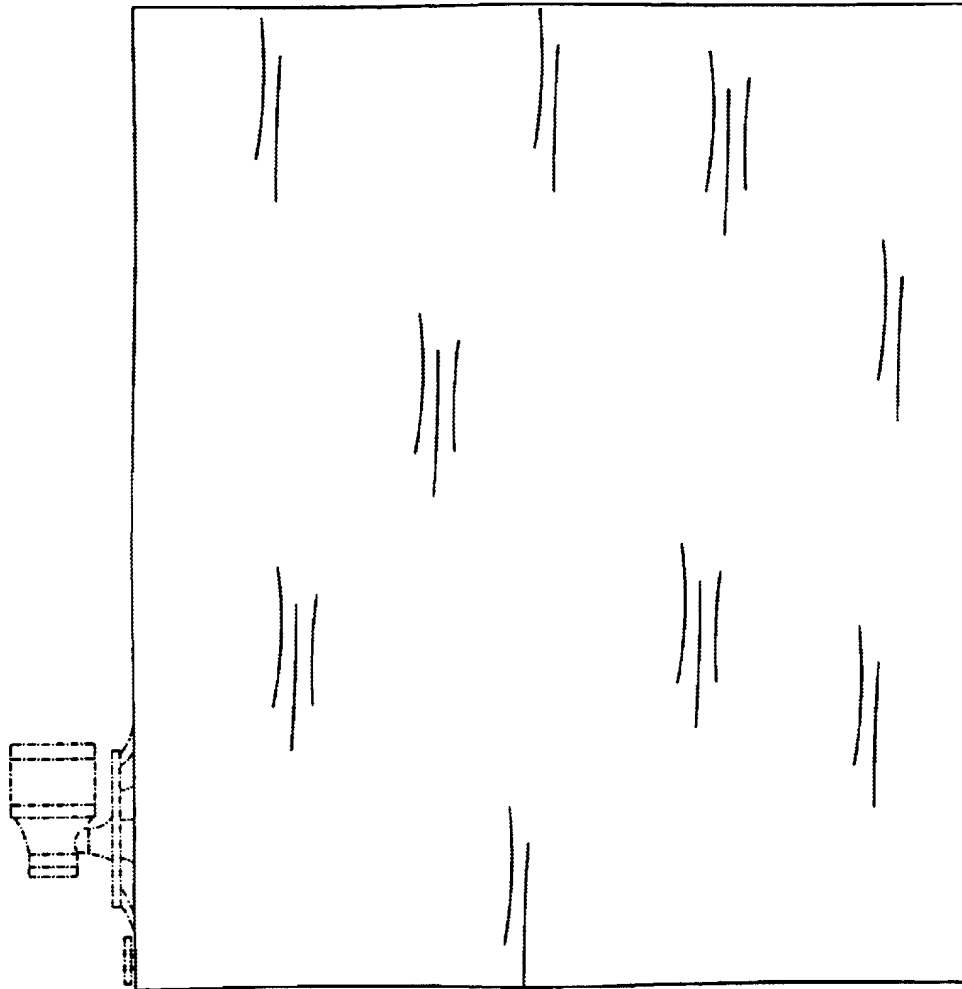


Fig. 5




Fig. 6