



US00D528911S

(12) **United States Design Patent** (10) **Patent No.:** **US D528,911 S**
Turner (45) **Date of Patent:** **** Sep. 26, 2006**

(54) **PUMP HEAD**
(75) Inventor: **Sativa Turner**, Toronto (CA)
(73) Assignee: **Umbra Inc.**, Buffalo, NY (US)
(**) Term: **14 Years**
(21) Appl. No.: **29/239,738**
(22) Filed: **Oct. 4, 2005**
(51) **LOC (8) Cl.** **09-07**
(52) **U.S. Cl.** **D9/448**
(58) **Field of Classification Search** D9/682,
D9/549, 529, 450, 449, 448, 447, 440, 435;
D7/587, 558, 555, 554.4, 554.2, 553.6, 553.1,
D7/550.1; D6/550, 542, 536; D23/254, 250,
D23/249; 222/562, 402.13, 402.1, 385, 383.1,
222/372, 321.7, 321.3, 320, 153.13
See application file for complete search history.

(56) **References Cited**
U.S. PATENT DOCUMENTS
4,887,744 A * 12/1989 Williams 222/402.1


D435,447 S * 12/2000 Lee D9/448
D471,105 S * 3/2003 Gonzalez Fernandez D9/448

* cited by examiner
Primary Examiner—Robert M. Spear
Assistant Examiner—Susan Bennett Hattan
(74) *Attorney, Agent, or Firm*—Simpson & Simpson, PLLC

(57) **CLAIM**
The ornamental design for a pump head, as shown and described.

DESCRIPTION
FIG. 1 is a perspective view of a pump head showing my new design.
FIG. 2 is a right side view of the pump head of the invention;
FIG. 3 is a left side view of the pump head of the invention;
FIG. 4 is a rear view of the pump head of the invention;
FIG. 5 is a front view of the pump head of the invention;
FIG. 6 is a top view of the pump head of the invention; and,
FIG. 7 is a bottom view of the pump head of the invention.
The broken lines in the drawings are for illustrative purposes only and form no part of the claimed design.

1 Claim, 7 Drawing Sheets



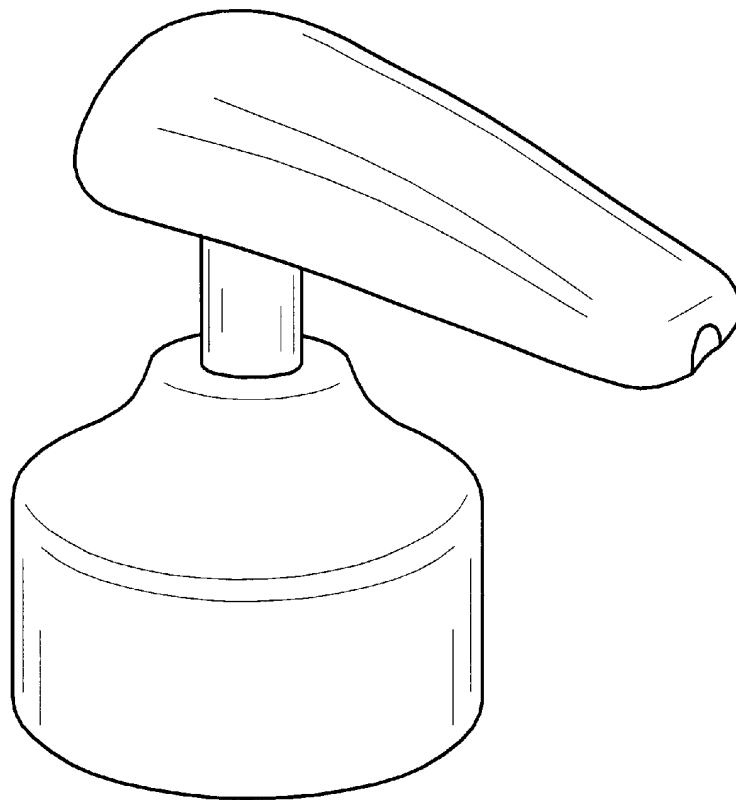


FIG. 1

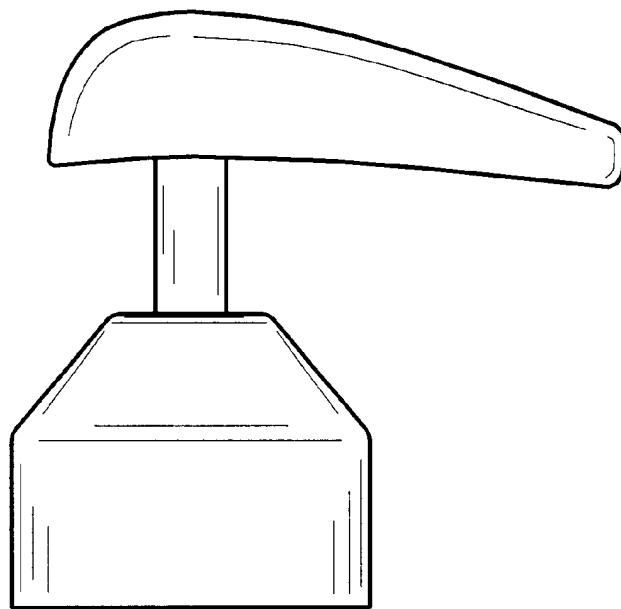


FIG. 2



FIG. 3

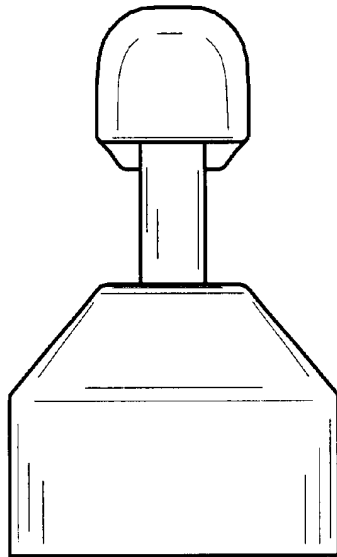


FIG. 4

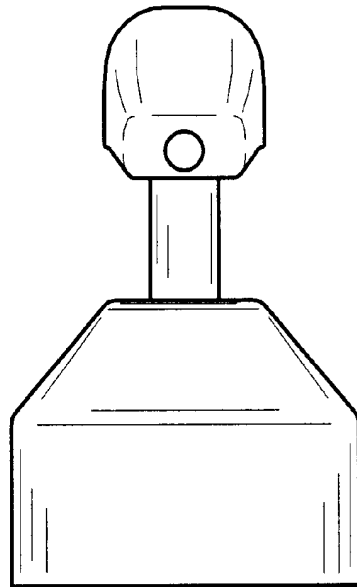


FIG. 5

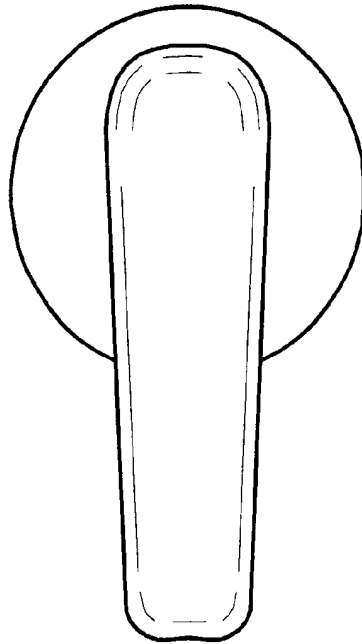


FIG. 6

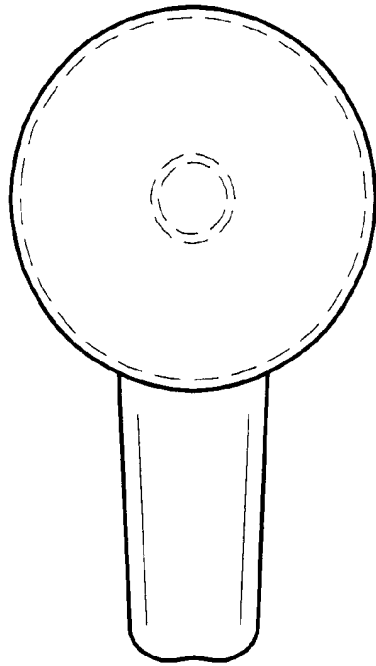


FIG. 7