



US00D530953S

(12) **United States Design Patent** (10) **Patent No.:** **US D530,953 S**  
**Turner** (45) **Date of Patent:** **\*\* Oct. 31, 2006**

(54) **LIQUID PRODUCT PUMP DISPENSER WITH HOLDER**

(75) Inventor: **Sativa Turner**, Toronto (CA)

(73) Assignee: **Umbra Inc.**, Buffalo, NY (US)

(\*\*) Term: **14 Years**

(21) Appl. No.: **29/241,911**

(22) Filed: **Nov. 2, 2005**

(51) **LOC (8) Cl.** ..... **23-02**

(52) **U.S. Cl.** ..... **D6/542**

(58) **Field of Classification Search** ..... D6/542-545,  
D6/524, 527-528, 530-531; 221/282; 222/14,  
222/173, 146.3, 628, 251, 181.1, 181.3; D9/682,  
D9/688, 690, 691, 448, 449

See application file for complete search history.

(56) **References Cited**

**U.S. PATENT DOCUMENTS**

1,223,172	A	4/1917	Jacobson	
1,943,647	A	1/1934	Weller	
D106,053	S	* 9/1937	Maguire	D6/542
2,985,289	A	5/1961	U'Ren	
D200,290	S	* 2/1965	Turner	D6/531
D325,312	S	4/1992	Steiner et al.	
D332,739	S	* 1/1993	Petschek	D9/688
D341,973	S	12/1993	Gerstmar	
D351,042	S	9/1994	Sulezich	
5,507,414	A	4/1996	Ong	
D375,643	S	* 11/1996	Copeland et al.	D6/542
5,678,733	A	10/1997	Ong	
D396,590	S	* 8/1998	Warshawsky	D6/542
D416,154	S	* 11/1999	Diehl	D6/542
D417,469	S	* 12/1999	Avery et al.	D6/528
D423,265	S	* 4/2000	Azo	D6/528

D426,093	S	* 6/2000	Cayouette	D6/542
D438,041	S	* 2/2001	Huang	D6/542
6,419,123	B1	7/2002	Colquhoun	
D462,553	S	9/2002	Gerstmar	
D475,563	S	6/2003	Gerstmar	
6,601,737	B1	8/2003	Sandler	
6,681,924	B1	1/2004	Renzello	
D486,335	S	* 2/2004	Sonneman	D6/542
D486,336	S	2/2004	Snell	
2001/0035429	A1	11/2001	Colquhoun	
2005/0133538	A1	6/2005	Herrmann	

\* cited by examiner

*Primary Examiner*—Brian N Vinson

(74) *Attorney, Agent, or Firm*—Simpon & Simpson, PLLC

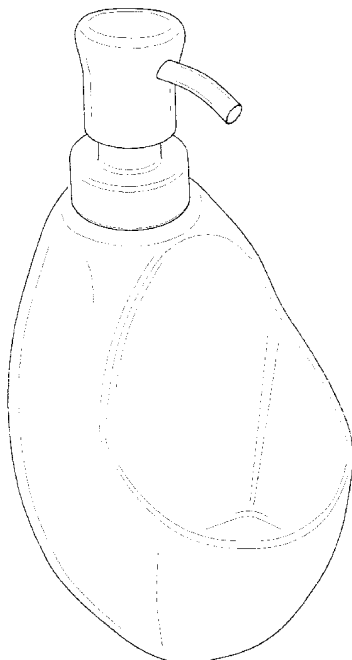
(57) **CLAIM**

The ornamental design for a liquid product pump dispenser with holder, as described and shown in the various figures of the drawings.

**DESCRIPTION**

FIG. 1 is a perspective view of the liquid product pump dispenser with holder of the invention;  
 FIG. 2 is a top plan view of the liquid product pump dispenser with holder;  
 FIG. 3 is a left side elevational view of the liquid product pump dispenser with holder;  
 FIG. 4 is a front elevational view of the liquid product pump dispenser with holder;  
 FIG. 5 is a back elevational view of the liquid product pump dispenser with holder;  
 FIG. 6 is a right side elevational view of the liquid product pump dispenser with holder; and,  
 FIG. 7 is a bottom plan view of the liquid product pump dispenser with holder.

**1 Claim, 3 Drawing Sheets**



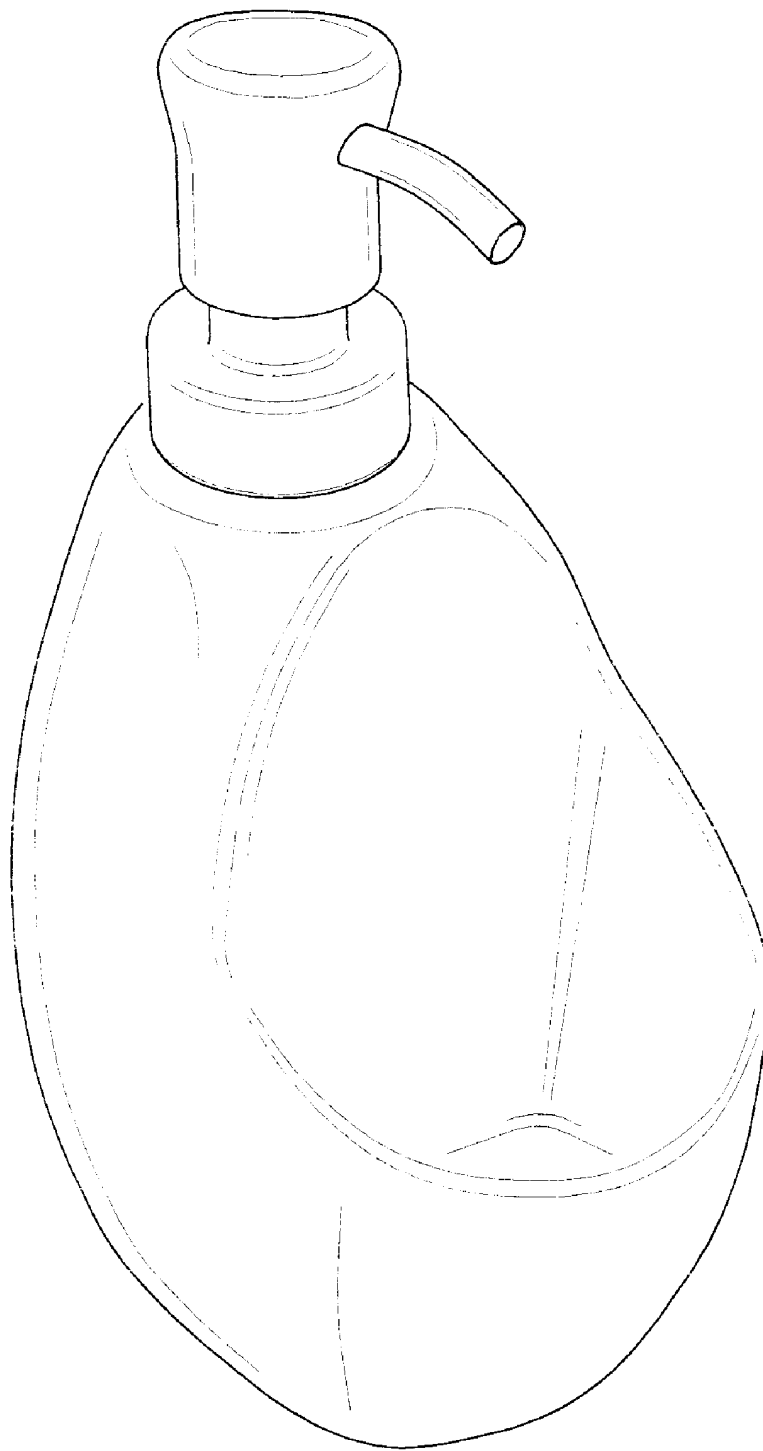


FIG. 1

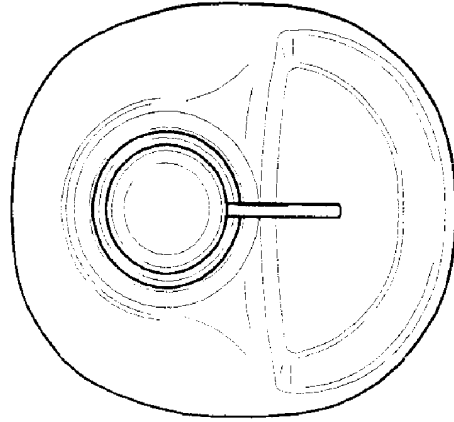


FIG. 2

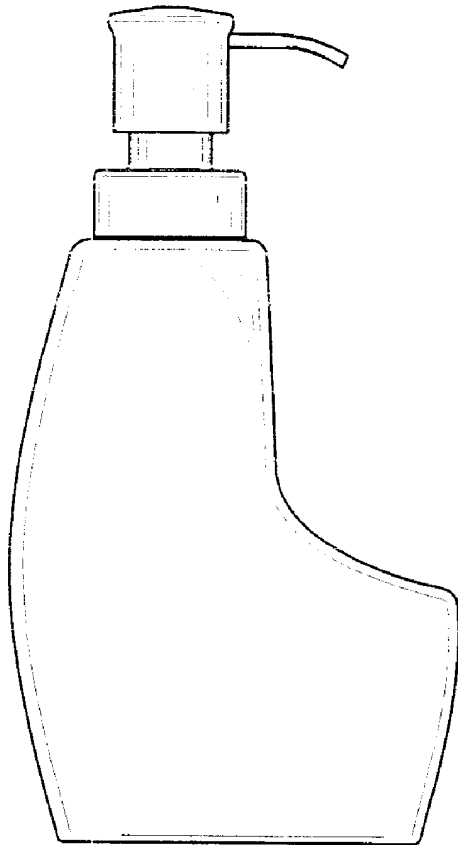


FIG. 3

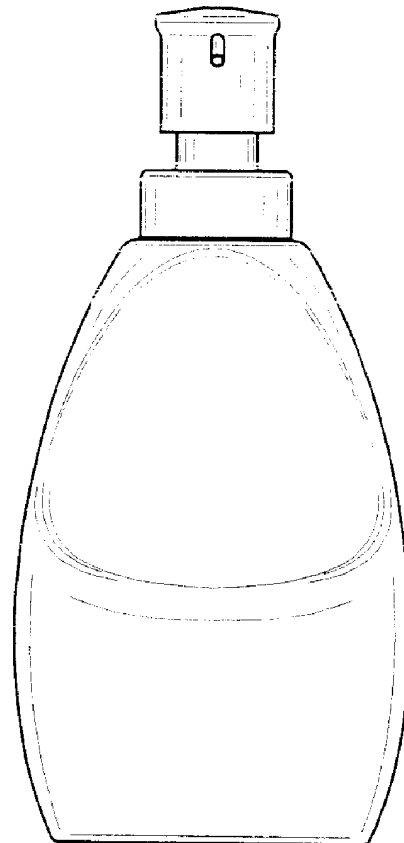


FIG. 4

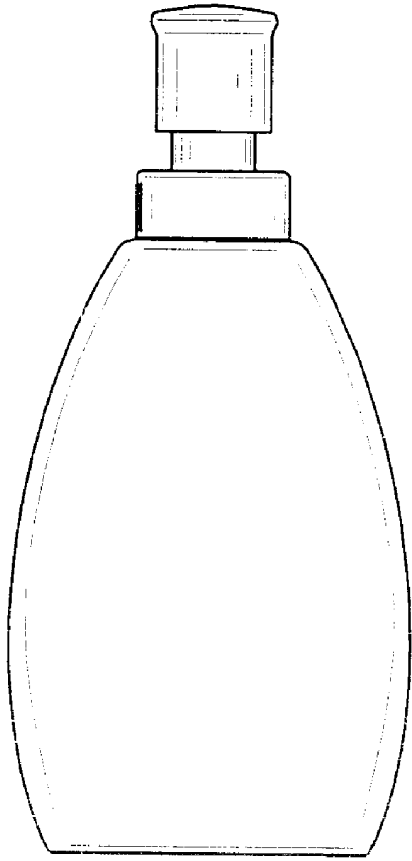


FIG. 5

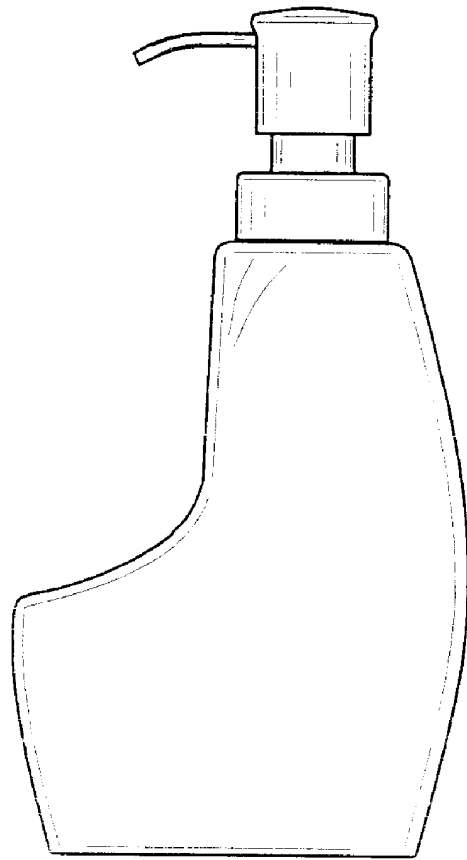


FIG. 6

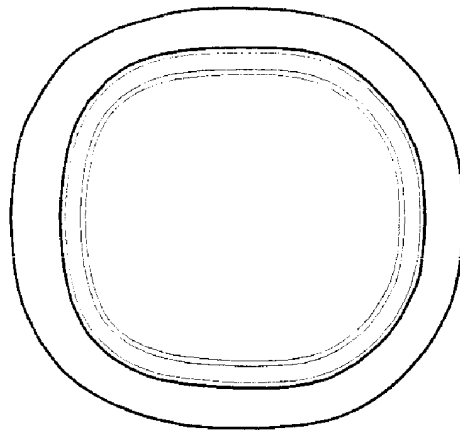


FIG. 7