



US00D532948S

(12) **United States Design Patent** (10) **Patent No.:** **US D532,948 S**  
**Gillisie** (45) **Date of Patent:** **\*\* Nov. 28, 2006**

(54) **DISH RACK**  
(75) Inventor: **Nicholas Gillisie**, Toronto (CA)  
(73) Assignee: **Umbra Inc.**, Buffalo, NY (US)  
(\*\*) Term: **14 Years**

(21) Appl. No.: **29/244,524**  
(22) Filed: **Dec. 9, 2005**

(51) **LOC (8) Cl.** ..... **07-05**  
(52) **U.S. Cl.** ..... **D32/55**  
(58) **Field of Classification Search** ..... D32/55-56,  
D32/58; 4/637, 656; 211/41.2-41.4, 41.8-41.9,  
211/85.25, 126.8-126.9, 181.1; 220/485,  
220/487-488, 494, 572; D6/462  
See application file for complete search history.

5,385,261 A 1/1995 Lippisch et al.  
D397,534 S 8/1998 Alvarez  
D408,603 S 4/1999 Haley  
6,021,906 A \* 2/2000 Heien ..... 211/41.3  
6,367,636 B1 4/2002 Walker  
6,502,704 B1 1/2003 Martorella et al.  
6,516,956 B1 2/2003 Martorella et al.  
D473,359 S 4/2003 Joseph  
6,543,069 B1 4/2003 Nelson  
6,814,091 B1 11/2004 McConnell et al.  
6,868,776 B1 3/2005 Stevenson et al.  
2001/0040141 A1 11/2001 Martorella et al.  
2004/0144738 A1 7/2004 Sampalo  
2004/0238464 A1 12/2004 Cheung  
2005/0236344 A1 10/2005 Yang et al.

**FOREIGN PATENT DOCUMENTS**

JP 06-078875 3/1994  
JP 08-224204 9/1996  
JP 2003-284671 10/2003

\* cited by examiner

*Primary Examiner*—Pamela J. Burgess  
(74) *Attorney, Agent, or Firm*—Simpson & Simpson, PLLC

(56) **References Cited**  
U.S. PATENT DOCUMENTS

D164,197 S 8/1951 Planeta  
D172,563 S 7/1954 Planeta  
2,708,037 A 5/1955 Planeta  
2,739,715 A 3/1956 Planeta  
2,954,875 A 10/1960 Becker  
3,032,203 A 5/1962 Romero  
D212,301 S 9/1968 Taylor  
3,442,395 A 5/1969 Taylor  
D217,633 S 5/1970 Iorio  
D221,678 S 8/1971 Gottsegen  
D265,262 S 6/1982 Taylor  
4,531,641 A 7/1985 Archambault  
4,854,537 A 8/1989 Welch  
5,119,943 A 6/1992 Hoang  
5,158,184 A 10/1992 Craft et al.  
D345,834 S 4/1994 Craft et al.  
D353,921 S 12/1994 Lippisch et al.

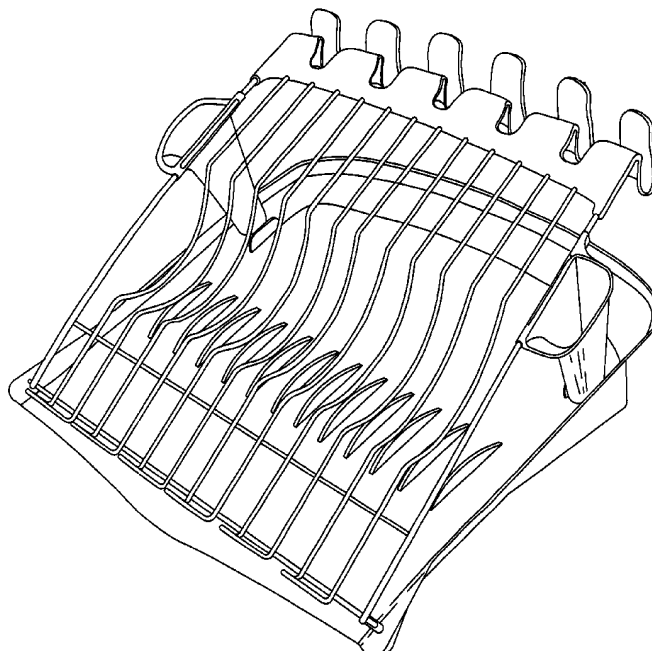
(57) **CLAIM**

The ornamental design for a dish rack, as described and shown in the various figures of the drawings.

**DESCRIPTION**

FIG. 1 is a perspective view of the dish rack of the invention;  
FIG. 2 is a top plan view of the dish rack;  
FIG. 3 is a bottom plan view of the dish rack;  
FIG. 4 is a left side view of the dish rack;  
FIG. 5 is a right side view of the dish rack;  
FIG. 6 is a front elevational view of the dish rack; and,  
FIG. 7 is a back elevational view of the dish rack.

**1 Claim, 7 Drawing Sheets**



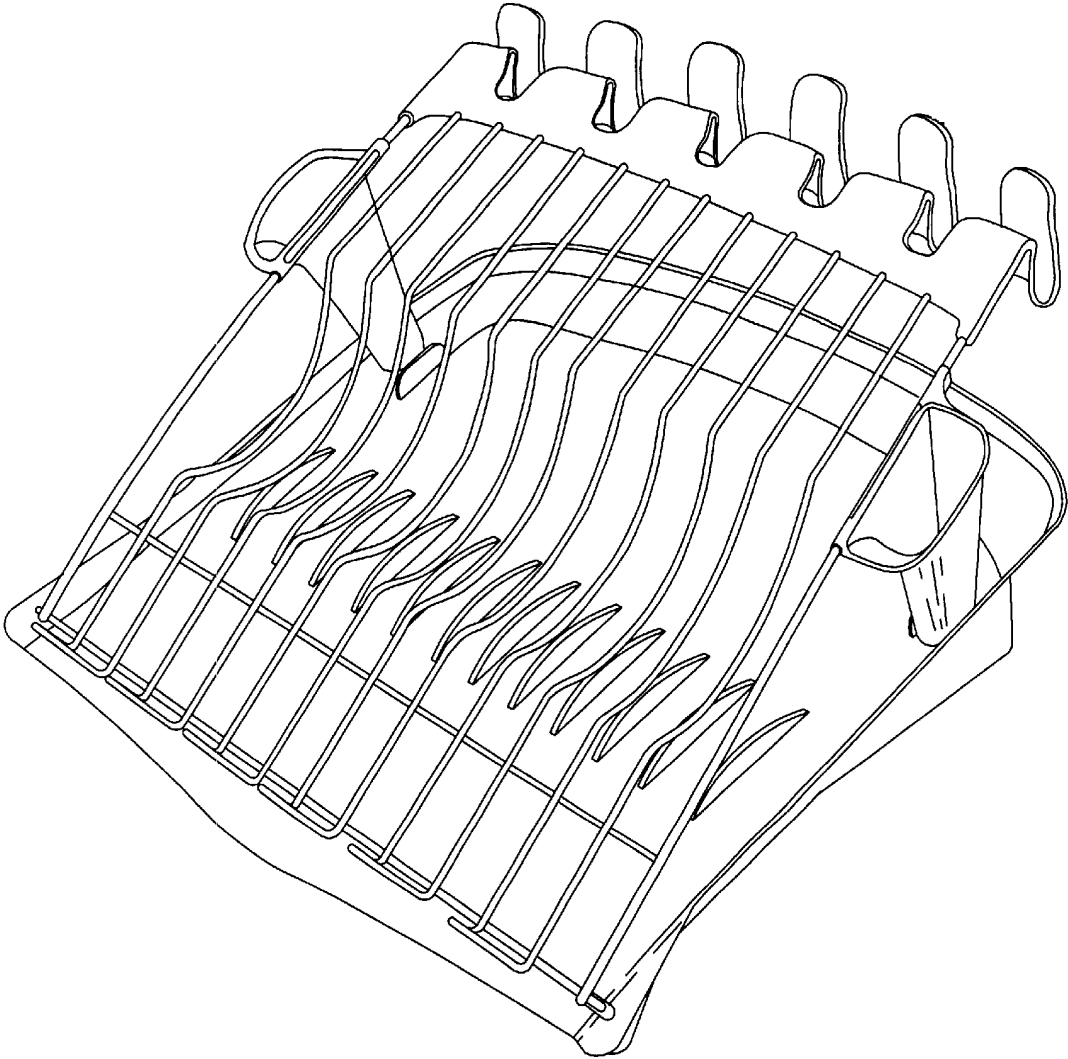


Fig. 1

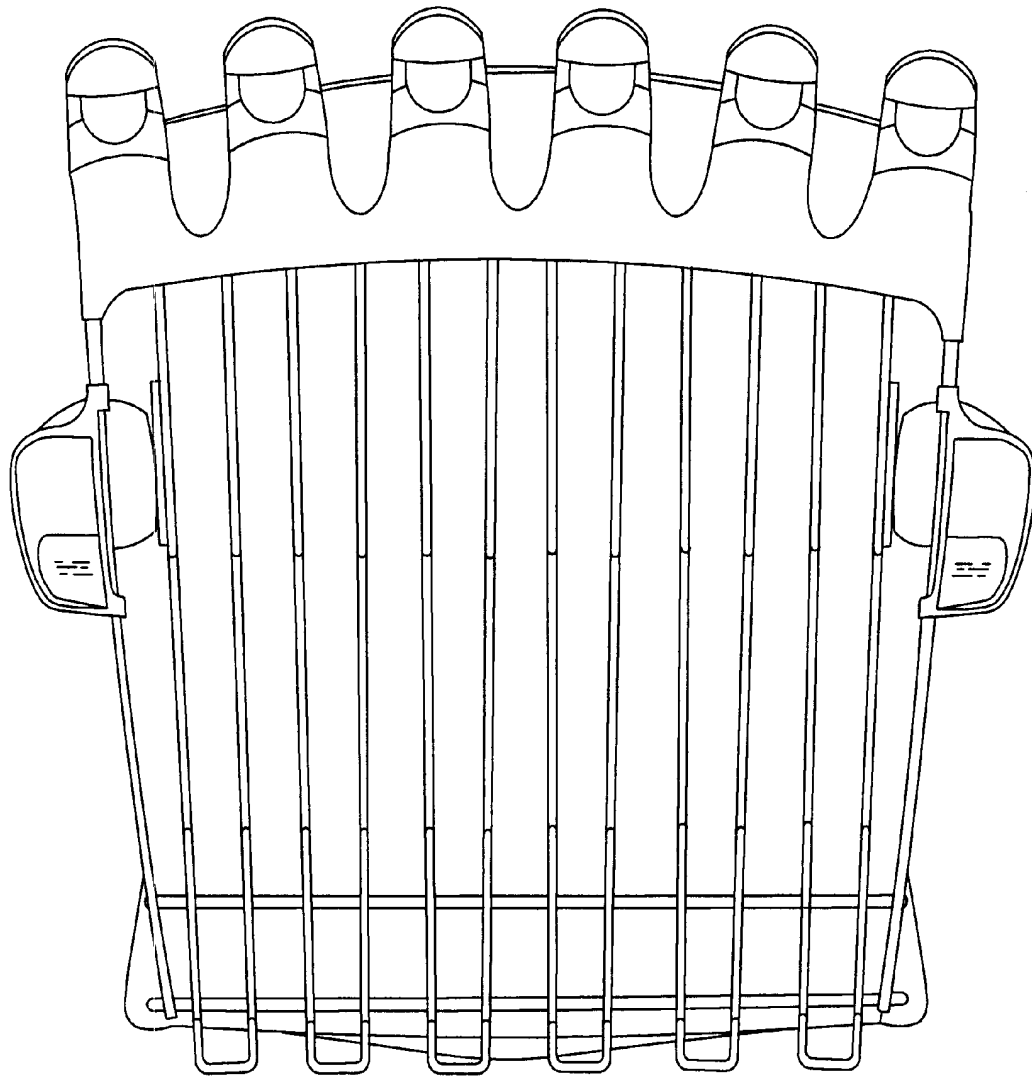


Fig. 2

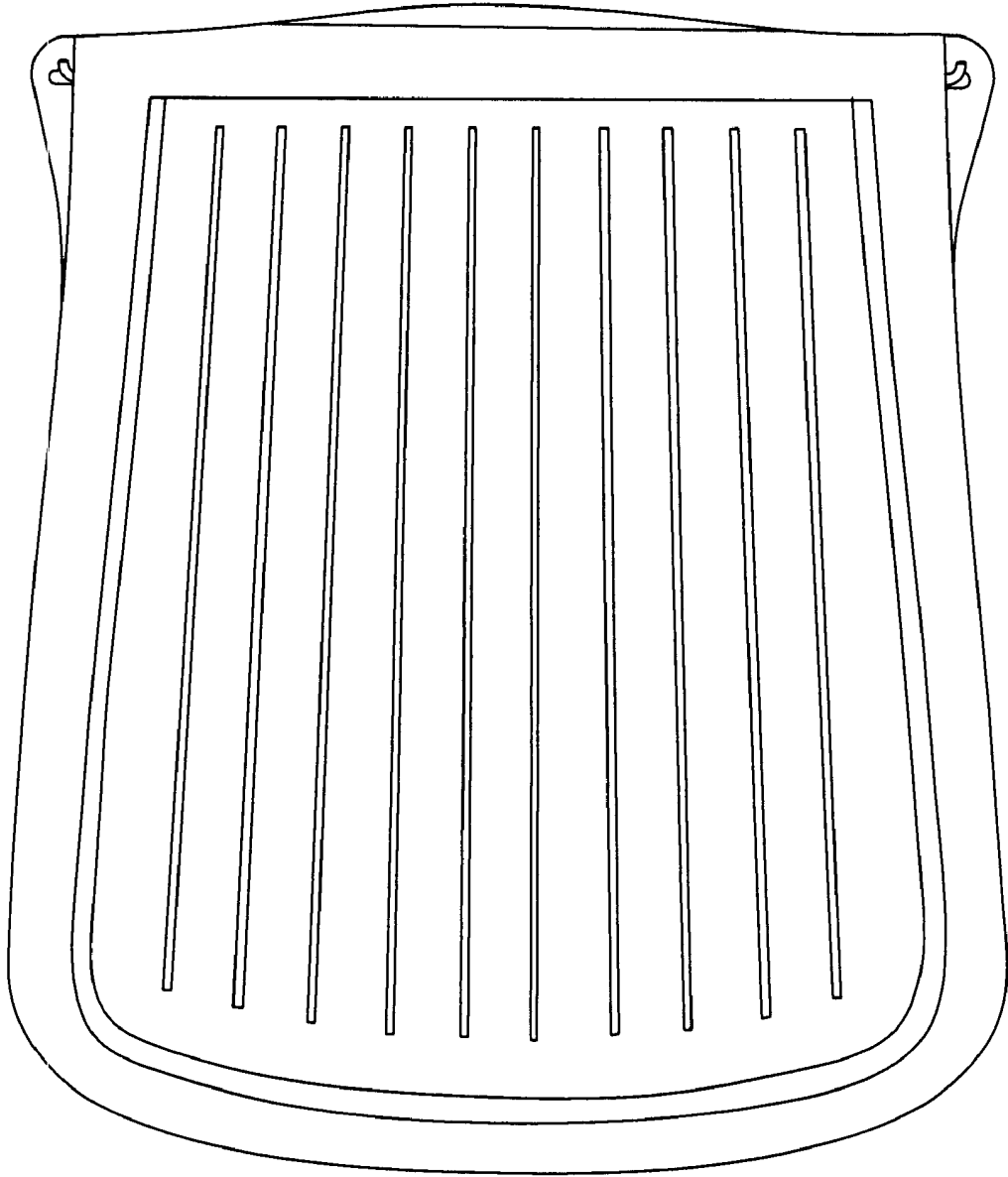


Fig. 3

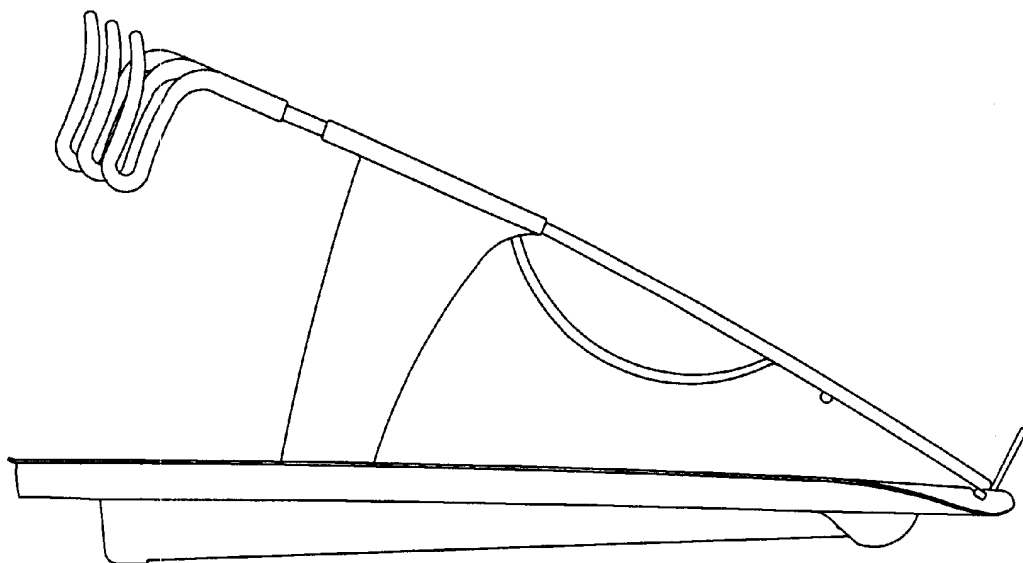


Fig. 4

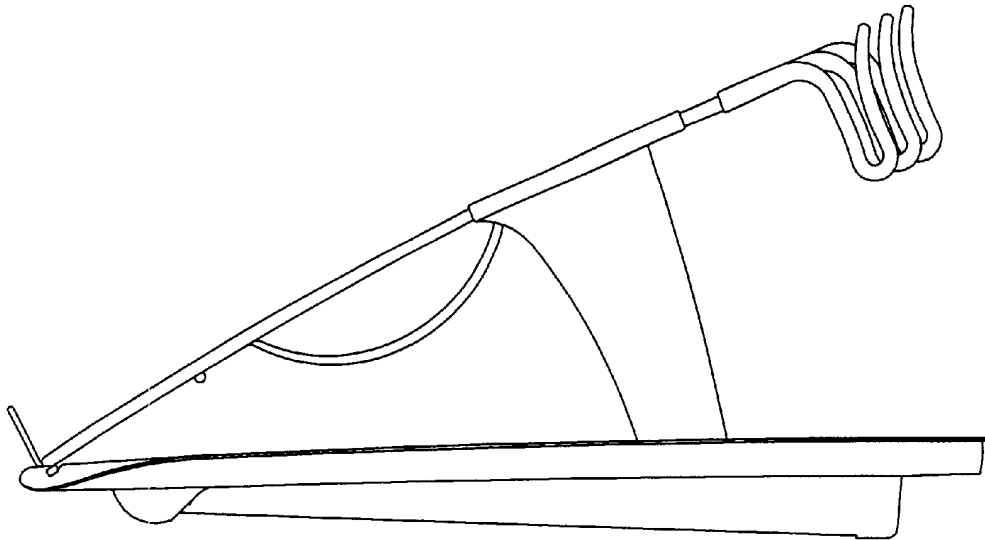


Fig. 5

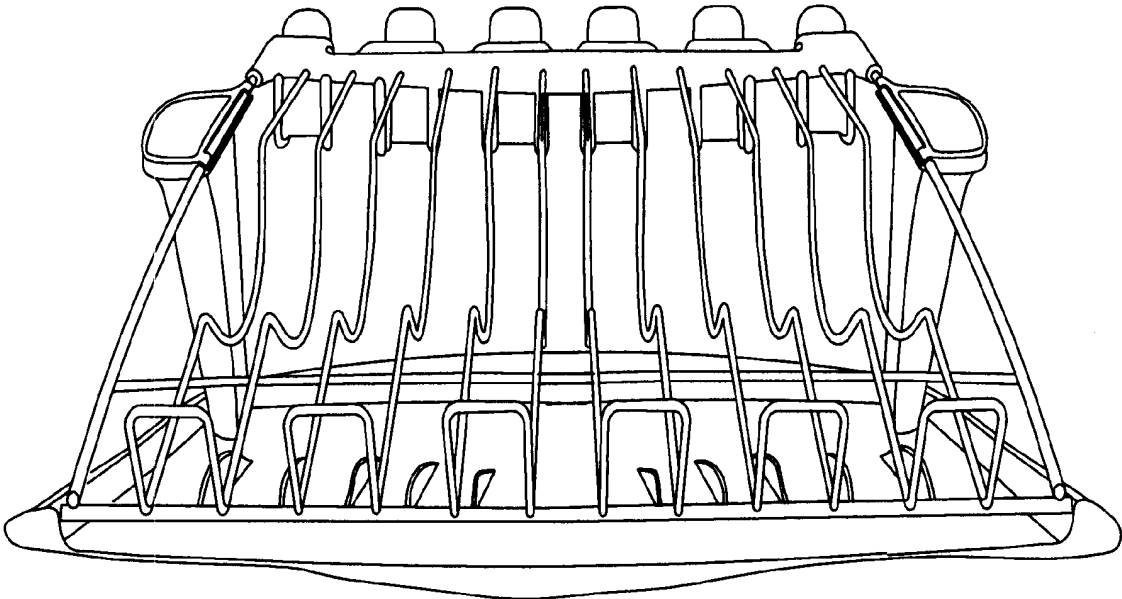


Fig. 6

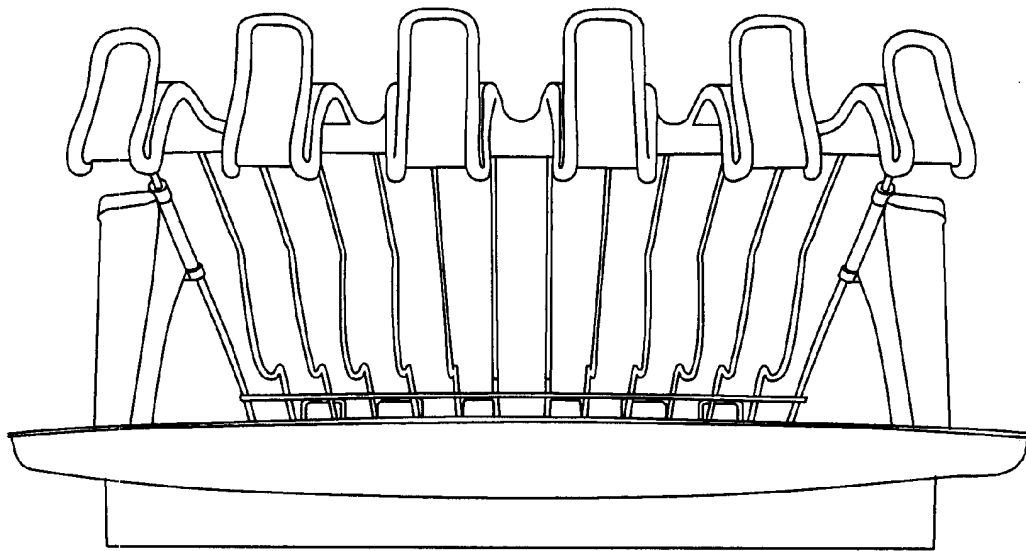


Fig. 7