



US00D542025S

(12) **United States Design Patent** (10) **Patent No.:** **US D542,025 S**
Vincent (45) **Date of Patent:** **** May 8, 2007**

(54) **COMBINED KEY CASE AND PICTURE FRAME**

(75) Inventor: **Thomas Vincent**, Bellingham, WA (US)

(73) Assignee: **Umbra LLC**, Buffalo, NY (US)

(**) Term: **14 Years**

(21) Appl. No.: **29/245,788**

(22) Filed: **Dec. 29, 2005**

(51) **LOC (8) Cl.** **03-01**

(52) **U.S. Cl.** **D3/208**

(58) **Field of Classification Search** D3/207-212;
206/37.1, 38.1; 150/147; 70/456 R, 456 B,
70/458-459; 24/3 K, 3.6, 100; D11/44, 48

See application file for complete search history.

(56) **References Cited**

U.S. PATENT DOCUMENTS

- 1,566,192 A 12/1925 Forrest
- 2,086,378 A 7/1937 Butler
- 2,248,338 A 7/1941 Castleman
- 2,411,995 A 12/1946 Jupin et al.
- 2,451,093 A 10/1948 Kaminer
- 2,547,524 A 4/1951 Gross
- 2,580,844 A 1/1952 Sam
- 2,580,845 A 1/1952 Sam
- 2,618,736 A 11/1952 Langhout
- 2,869,354 A 1/1959 Huntley
- 2,928,195 A 3/1960 Fischer
- 2,982,454 A 5/1961 Wolberg
- 3,004,422 A 10/1961 Starett
- 3,092,244 A 6/1963 McWhirter
- 3,112,638 A 12/1963 Bey
- 3,119,429 A 1/1964 Stiller et al.
- 3,296,429 A 1/1967 Schwartz
- 3,421,349 A 1/1969 Clair, Jr.
- 3,524,336 A 8/1970 Crosby et al.
- 4,307,590 A 12/1981 Friedland
- 4,422,316 A 12/1983 Thomas et al.
- D273,053 S 3/1984 Hamborg
- 4,475,297 A 10/1984 Lonsmin
- 4,789,573 A 12/1988 Jenkinson
- 4,881,636 A * 11/1989 Oletzke 206/37.1

- D329,136 S 9/1992 Sanchez
- D342,384 S 12/1993 MacDonald
- 5,299,439 A 4/1994 Nelson et al.
- D349,400 S 8/1994 Bearinger
- D376,904 S * 12/1996 DiRocco D3/208
- D392,201 S * 3/1998 Chen D10/104
- D397,866 S 9/1998 Hartmann et al.
- D401,054 S 11/1998 Hartmann et al.
- D441,185 S * 5/2001 Shimizu et al. D3/207
- D441,524 S * 5/2001 Shimizu et al. D3/207
- D495,869 S * 9/2004 Troitski et al. D3/208

FOREIGN PATENT DOCUMENTS

- DE 3521825 1/1987
- DE 4140769 6/1993
- DE 10260390 7/2004
- JP 8-243009 3/1995
- JP 2003-235714 2/2002

* cited by examiner

Primary Examiner—Ralf Seifert

(74) *Attorney, Agent, or Firm*—Simpson & Simpson, PLLC

(57) **CLAIM**

The ornamental design for a combined key case and picture frame, as shown and described.

DESCRIPTION

FIG. 1 is a perspective view of the combined key case and picture frame;

FIG. 2 is a front elevational view of the invention shown in FIG. 1;

FIG. 3 is a back elevational view of the key case shown in FIG. 1;

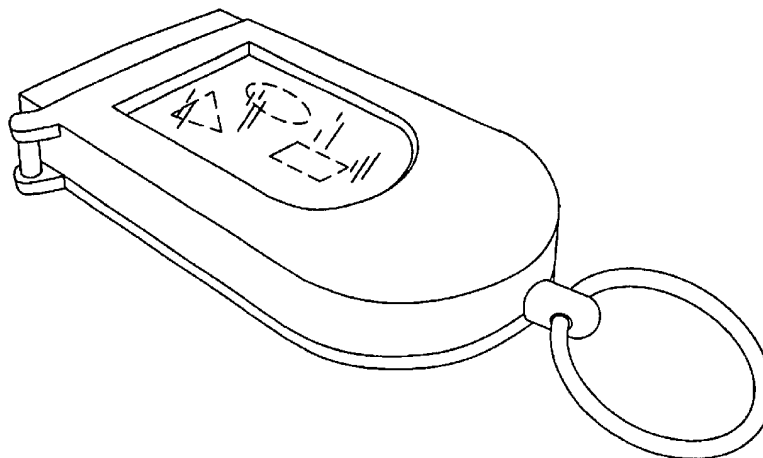
FIG. 4 is a left side elevational view of the key case shown in FIG. 1;

FIG. 5 is a right side elevational view of the key case shown in FIG. 1;

FIG. 6 is a bottom plan view of the key case shown in FIG. 1; and,

FIG. 7 is a top plan view of the key case shown in FIG. 1. The broken lines shown are for illustrative purposes only and form no part of the claimed design. The oblique lines represent transparent surfaces.

1 Claim, 4 Drawing Sheets



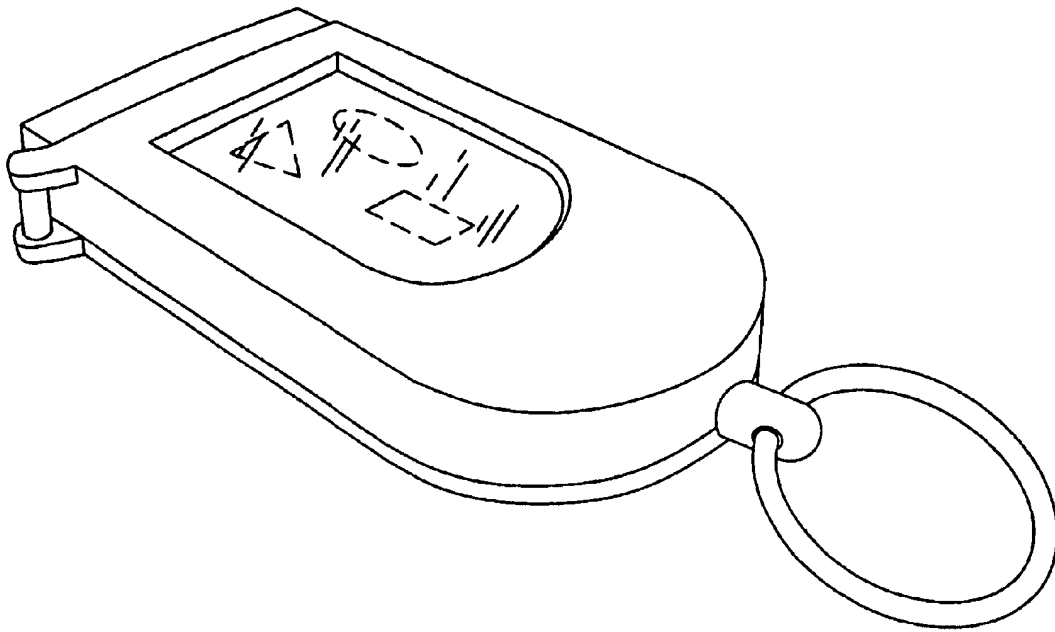


Fig. 1

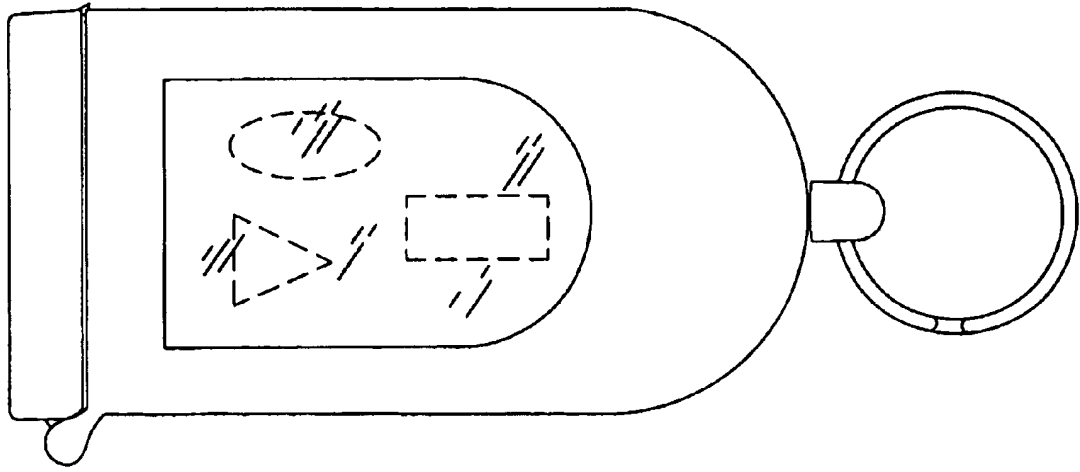


Fig. 2

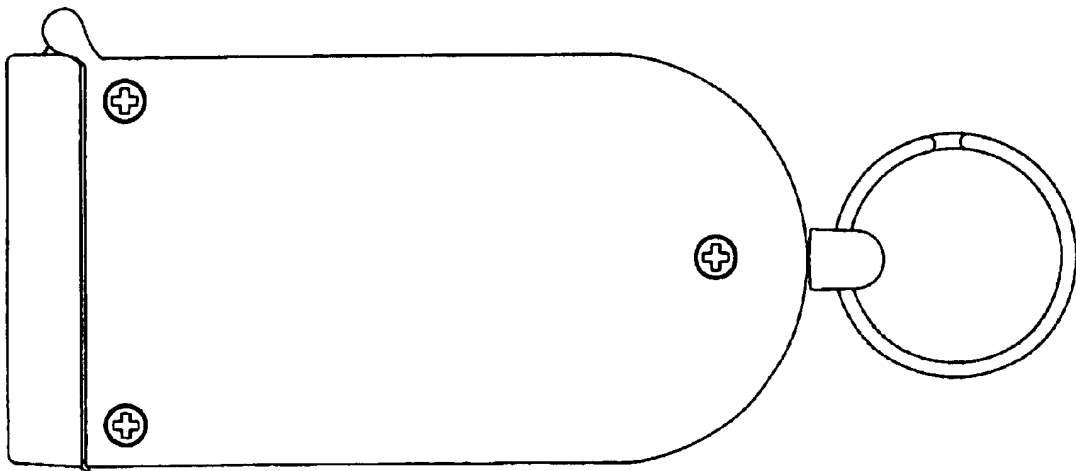


Fig. 3




Fig. 4




Fig. 5

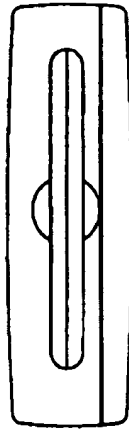


Fig. 6



Fig. 7