



US00D581171S

(12) **United States Design Patent**
Turner

(10) **Patent No.:** **US D581,171 S**

(45) **Date of Patent:** **** Nov. 25, 2008**

(54) **FRAME**

(75) Inventor: **Sativa Turner**, Key Largo, FL (US)

(73) Assignee: **Umbra LLC**, Buffalo, NY (US)

(**) Term: **14 Years**

(21) Appl. No.: **29/291,809**

(22) Filed: **Sep. 13, 2007**

(51) **LOC (8) Cl.** **06-04**

(52) **U.S. Cl.** **D6/302**

(58) **Field of Classification Search** D6/300,
D6/302, 301; 40/730, 729, 731

See application file for complete search history.

(56) **References Cited**

U.S. PATENT DOCUMENTS

3,722,122	A *	3/1973	Sesto	40/730
4,017,989	A *	4/1977	Murray	40/731
D253,986	S *	1/1980	Lyman	D6/302
D261,208	S *	10/1981	Whiting	D6/300
4,827,639	A *	5/1989	Wang	40/730
5,267,403	A *	12/1993	Hesner	40/730
D437,490	S *	2/2001	Vincent	D6/302
6,338,215	B1 *	1/2002	Vincent	40/730
D498,595	S *	11/2004	Gordon	D6/302
D528,804	S *	9/2006	Boergens	D6/301

* cited by examiner

Primary Examiner—Caron Veynar

Assistant Examiner—Sydney R Buffalow

(74) *Attorney, Agent, or Firm*—Simpson & Simpson, PLLC

(57) **CLAIM**

The ornamental design for a frame, as shown and described.

DESCRIPTION

FIG. 1 is a perspective view of a frame of the present invention;

FIG. 2 is a front elevational view of the frame;

FIG. 3 is a bottom plan view of the frame;

FIG. 4 is a back elevational view of the frame;


FIG. 5 is a top plan view of the frame;

FIG. 6 is a left side elevational view of the frame; and,

FIG. 7 is a right side elevational view of the frame.

The broken line showing of a photograph within each frame element in FIG. 1 is for illustrative purposes only and forms no part of the claimed invention. Similarly, the broken line showing of a surface supporting the present invention frame in FIG. 1 forms no part of the claimed invention. Additionally, the broken line showing of an adjustable leg in FIGS. 1 and 3-7 forms no part of the claimed invention.

1 Claim, 4 Drawing Sheets






FIG. 1




FIG. 2

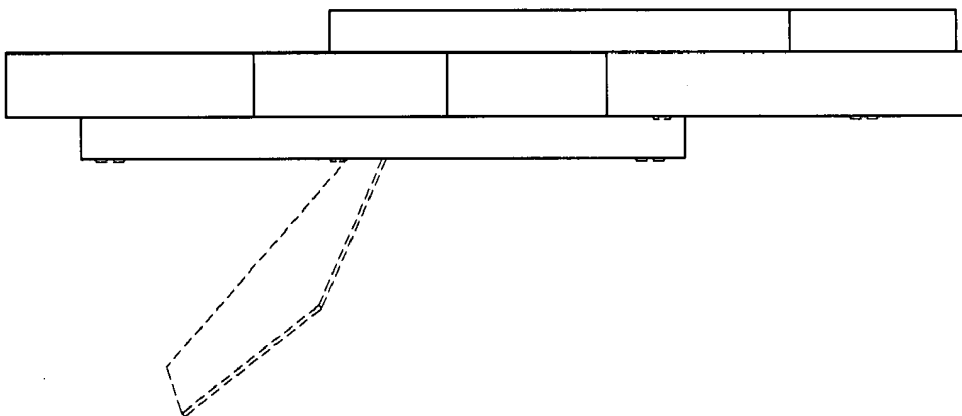


FIG. 3

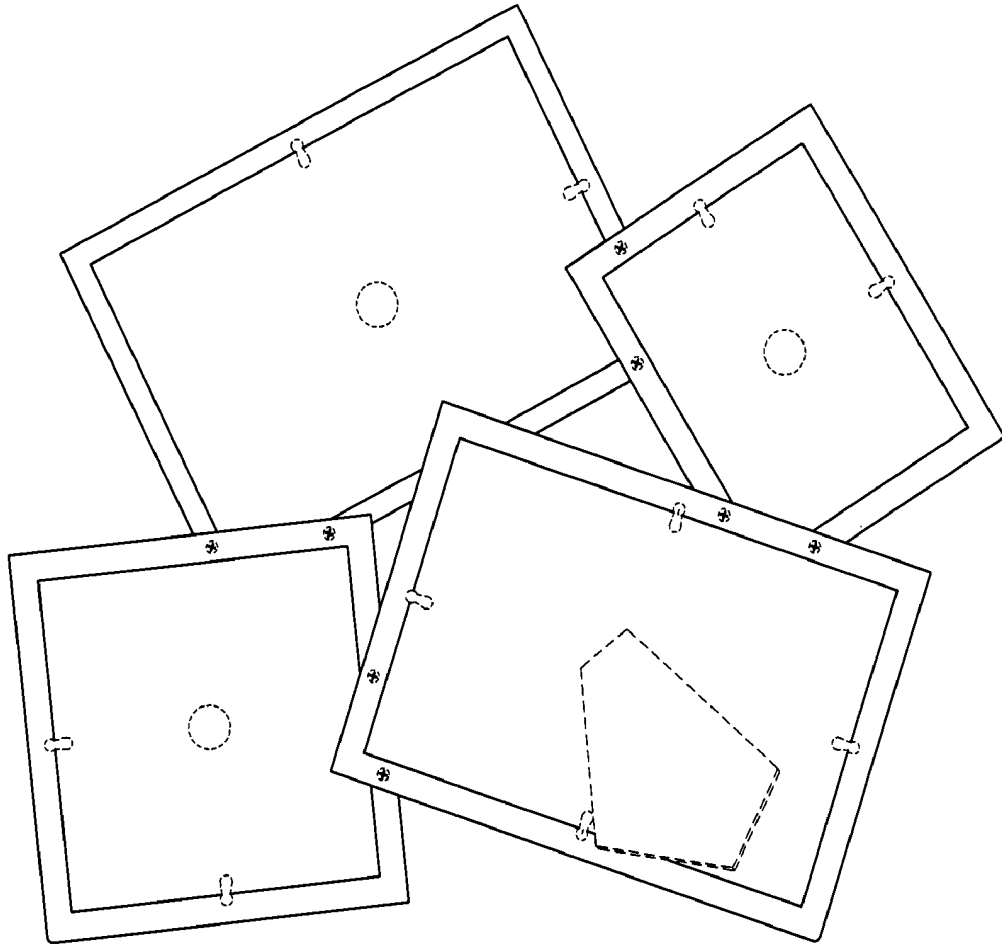


FIG. 4

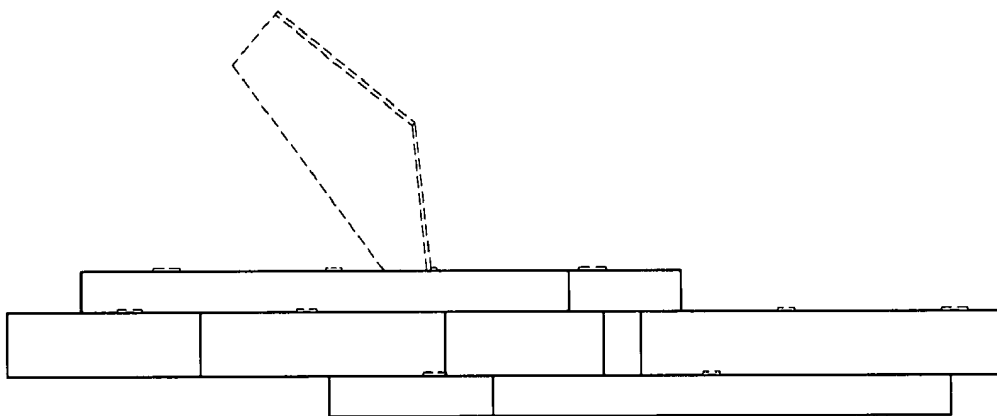


FIG. 5

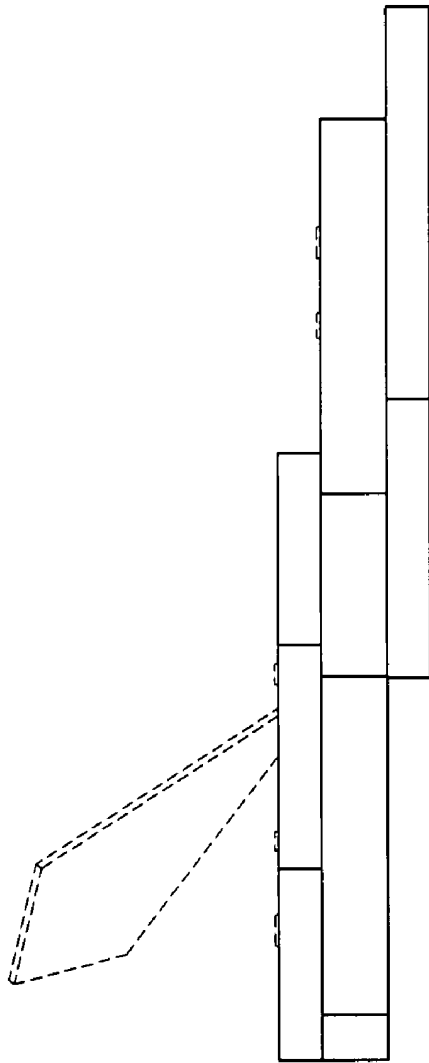


FIG. 6

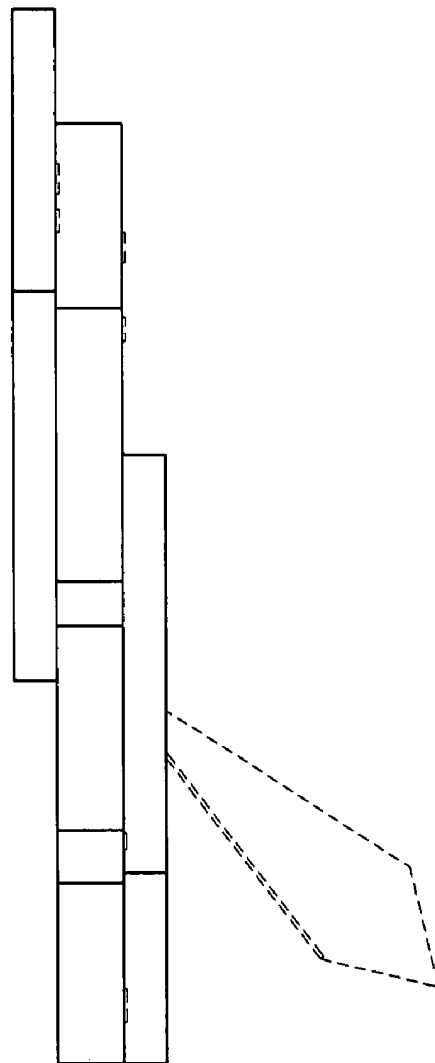


FIG. 7