



US00D601836S

(12) **United States Design Patent**
Carr

(10) **Patent No.:** **US D601,836 S**

(45) **Date of Patent:** **** Oct. 13, 2009**

(54) **TUBULAR ORGANIZER**

(75) Inventor: **Matthew J. Carr**, Toronto (CA)

(73) Assignee: **Umbra LLC**, Buffalo, NY (US)

(**) Term: **14 Years**

(21) Appl. No.: **29/308,676**

(22) Filed: **Jun. 30, 2008**

(51) **LOC (9) Cl.** **23-02**

(52) **U.S. Cl.** **D6/525**

(58) **Field of Classification Search** D6/524,
D6/525; D7/500, 505, 555, 601, 701, 637;
D11/131, 143, 146, 152; D28/73; 47/41.1,
47/65.5, 66.1, 66.6, 66.7, 69; 211/13.1, 69.1,
211/62, 70.6, 70.7

See application file for complete search history.

(56) **References Cited**

U.S. PATENT DOCUMENTS

- D357,886 S * 5/1995 Fuller D11/152
- D365,300 S * 12/1995 Bransky et al. D11/143
- D401,016 S * 11/1998 Holliday D28/73
- D440,089 S * 4/2001 Lillelund et al. D6/524

- D525,166 S * 7/2006 Cordeiro D11/143
- D551,002 S * 9/2007 Snell D6/525
- D553,888 S * 10/2007 Pressler D6/524
- D572,059 S * 7/2008 Richardson et al. D6/525

* cited by examiner

Primary Examiner—Brian N Vinson

(74) *Attorney, Agent, or Firm*—Simpson & Simpson, PLLC

(57) **CLAIM**

The ornamental design for a tubular organizer, as shown and described herein.

DESCRIPTION

FIG. 1 is a perspective view of the tubular organizer of the present invention;

FIG. 2 is a front elevational view of the tubular organizer;

FIG. 3 is a rear elevational view of the tubular organizer;


FIG. 4 is a left side elevational view of the tubular organizer;

FIG. 5 is a right side elevational view of the tubular organizer;

FIG. 6 is a top plan view of the tubular organizer; and,

FIG. 7 is a bottom plan view of the tubular organizer.

1 Claim, 7 Drawing Sheets






Fig. 1

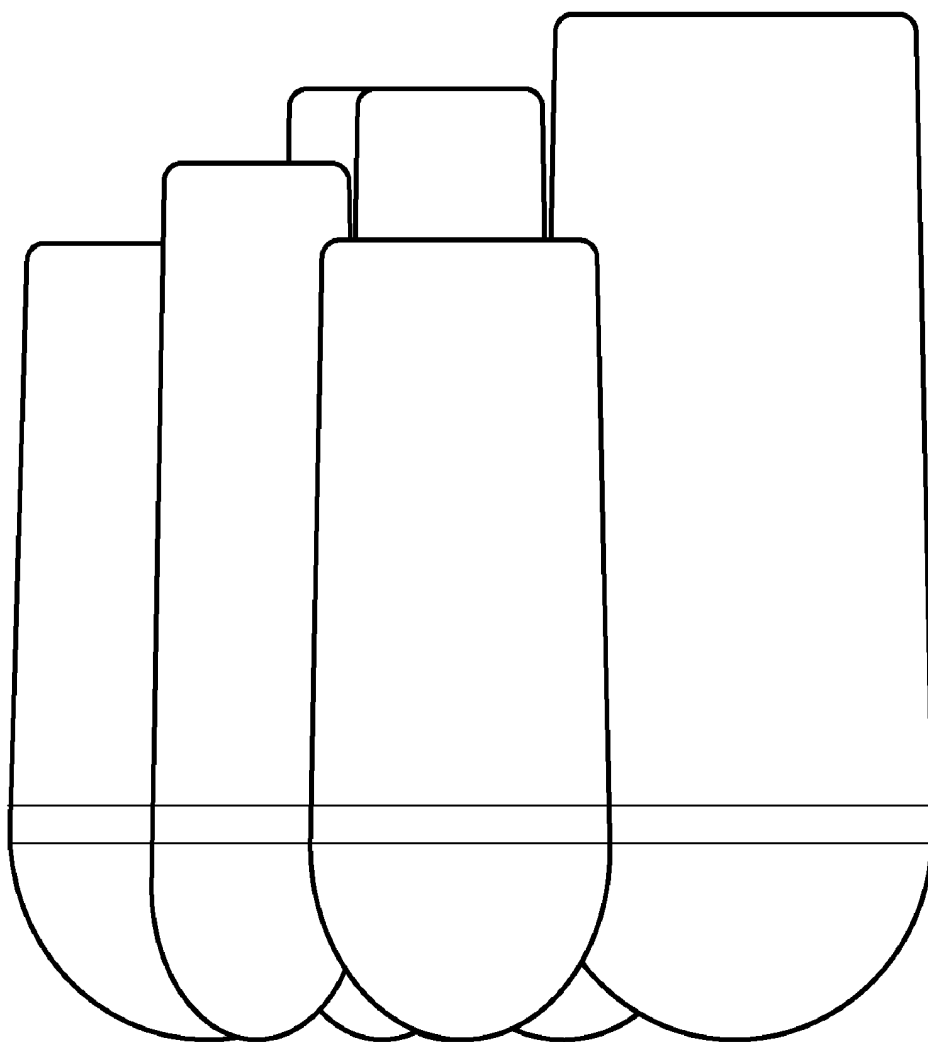


Fig. 2

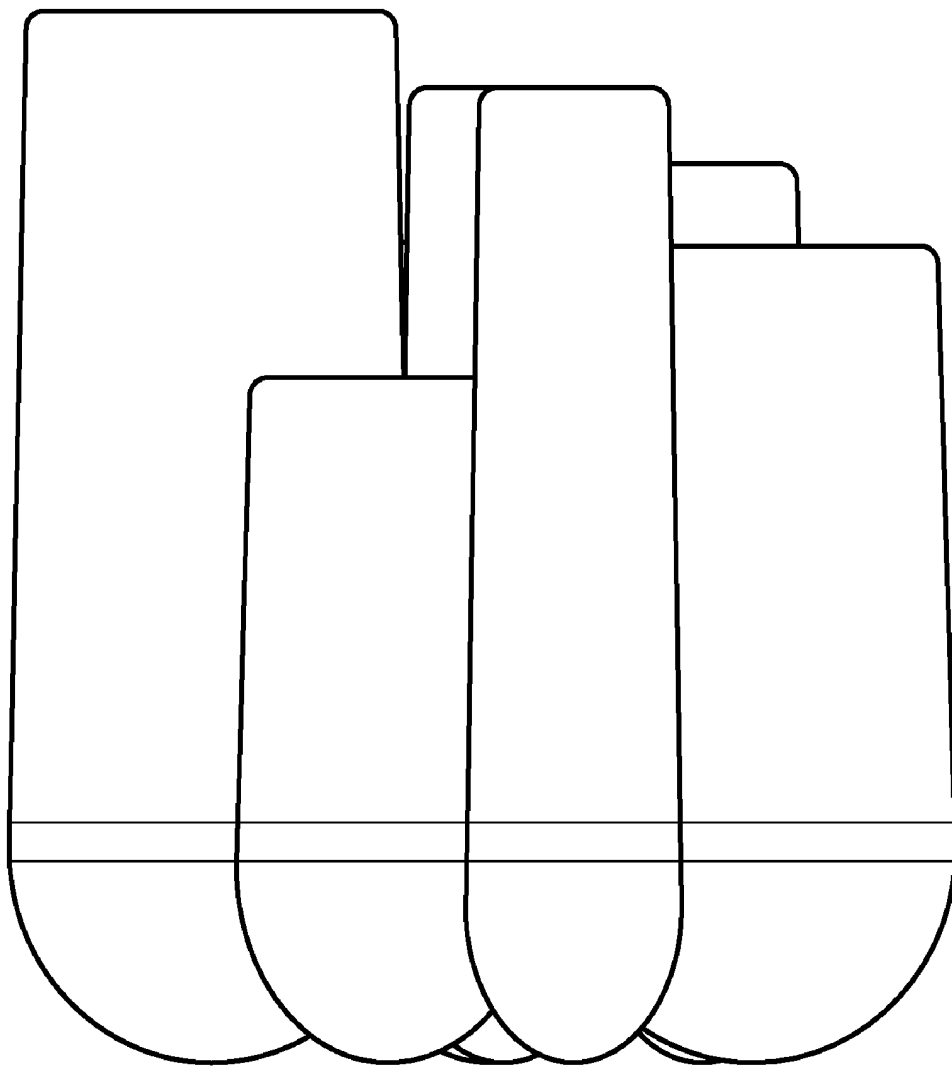


Fig. 3

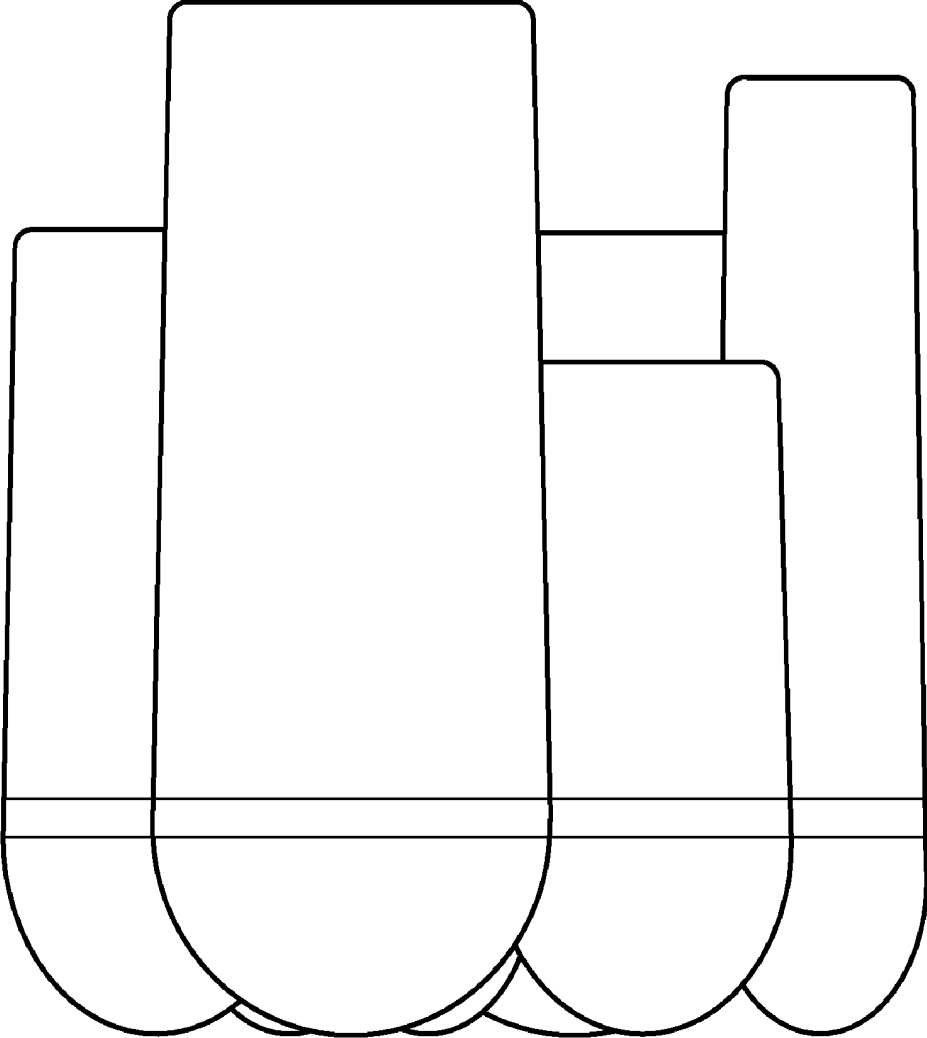


Fig. 4

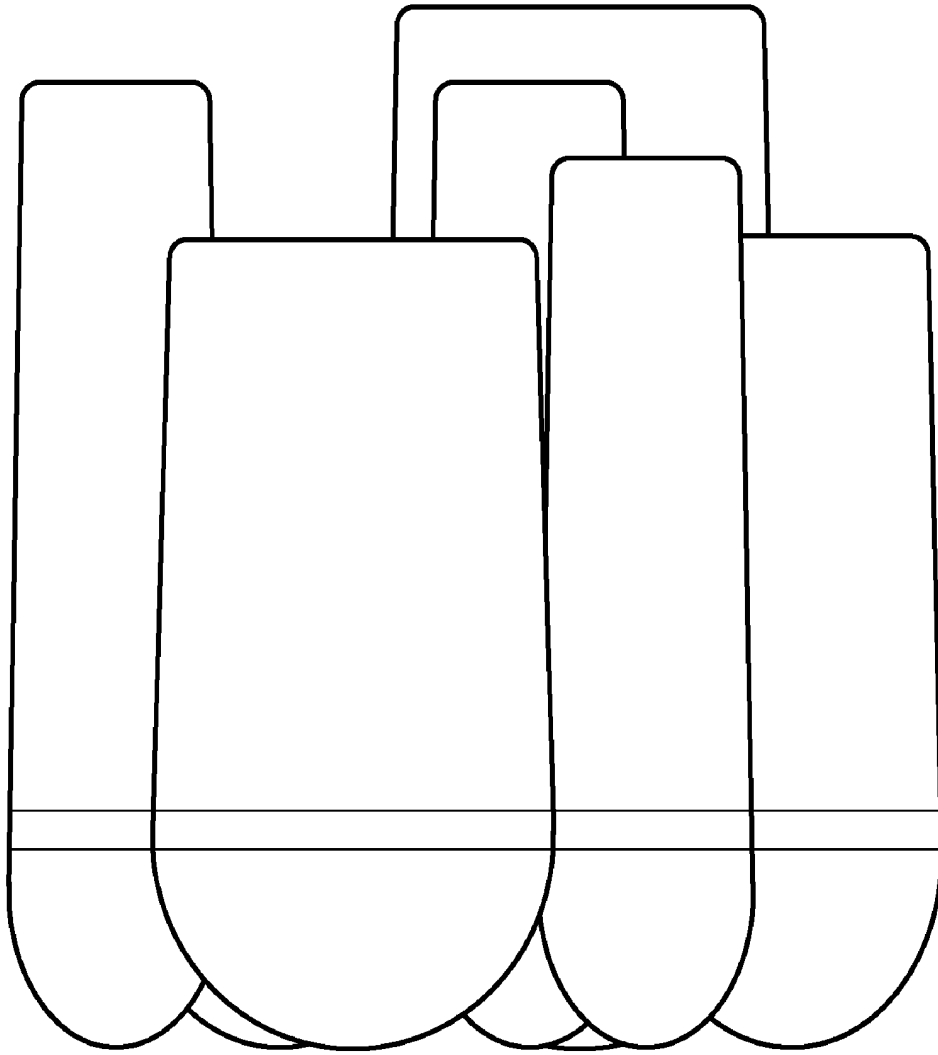


Fig. 5




Fig. 6

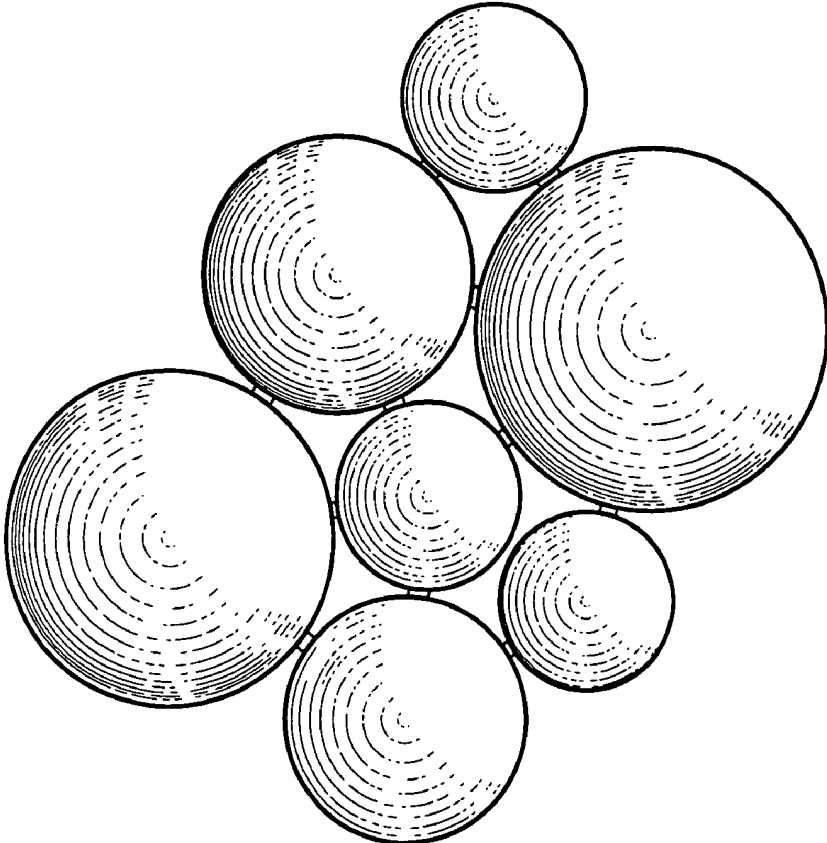


Fig. 7