



US00D616687S

(12) **United States Design Patent**
Yuzyk

(10) **Patent No.:** **US D616,687 S**

(45) **Date of Patent:** **** Jun. 1, 2010**

(54) **MAIL AND KEY RING HOLDER**

(75) Inventor: **Thea Yuzyk**, Toronto (CA)

(73) Assignee: **Umbra LLC**, Buffalo, NY (US)

(**) Term: **14 Years**

(21) Appl. No.: **29/313,351**

(22) Filed: **Dec. 30, 2008**

(51) **LOC (9) Cl.** **06-04**

(52) **U.S. Cl.** **D6/553**

(58) **Field of Classification Search** D6/512-574;
D21/376, 385-391, 396, 478-480, 484, 491,
D21/503, 504; D25/56, 58, 102, 112, 113,
D25/116, 138, 139, 199; D8/345, 363, 367,
D8/371-373, 380; 248/309.1; 206/349;
211/13.1, 86.01, 87.01, 88.01, 85.9; 273/236-288,
273/292-295

See application file for complete search history.

(56) **References Cited**

U.S. PATENT DOCUMENTS

D148,738 S *	2/1948	Wild	D6/563
4,362,248 A	12/1982	Vilanova		
D269,656 S	7/1983	Swett et al.		
D293,178 S *	12/1987	Hamami	D6/559
D308,148 S	5/1990	Meyer		
D331,855 S	12/1992	Kaplan		
5,620,089 A	4/1997	Mills		
6,260,749 B1	7/2001	Horovitz		

D459,130 S	6/2002	Annan		
D496,817 S	10/2004	Martin		
D555,406 S	11/2007	Burt		
D573,661 S *	7/2008	Golad	D21/386
D587,936 S *	3/2009	Johnson	D6/563
D602,295 S *	10/2009	Ferguson	D6/572
2006/0151409 A1	7/2006	Schmoelzer		

* cited by examiner

Primary Examiner—Brian N Vinson

(74) *Attorney, Agent, or Firm*—Simpson & Simpson, PLLC

(57) **CLAIM**

The ornamental design for a mail and key ring holder, as shown and described.

DESCRIPTION

FIG. 1 is a perspective view of a mail and key ring holder showing my new design;

FIG. 2 is a front elevational view thereof;

FIG. 3 is a rear elevational view thereof;

FIG. 4 is a left side elevational view thereof;


FIG. 5 is a right side elevational view thereof;

FIG. 6 is a bottom plan view thereof; and,

FIG. 7 is a top plan view thereof.

The broken line disclosure of mail items, key rings, keys, and wall fragment in FIG. 1 is for illustrative purposes only and forms no part of the claimed design.

1 Claim, 3 Drawing Sheets



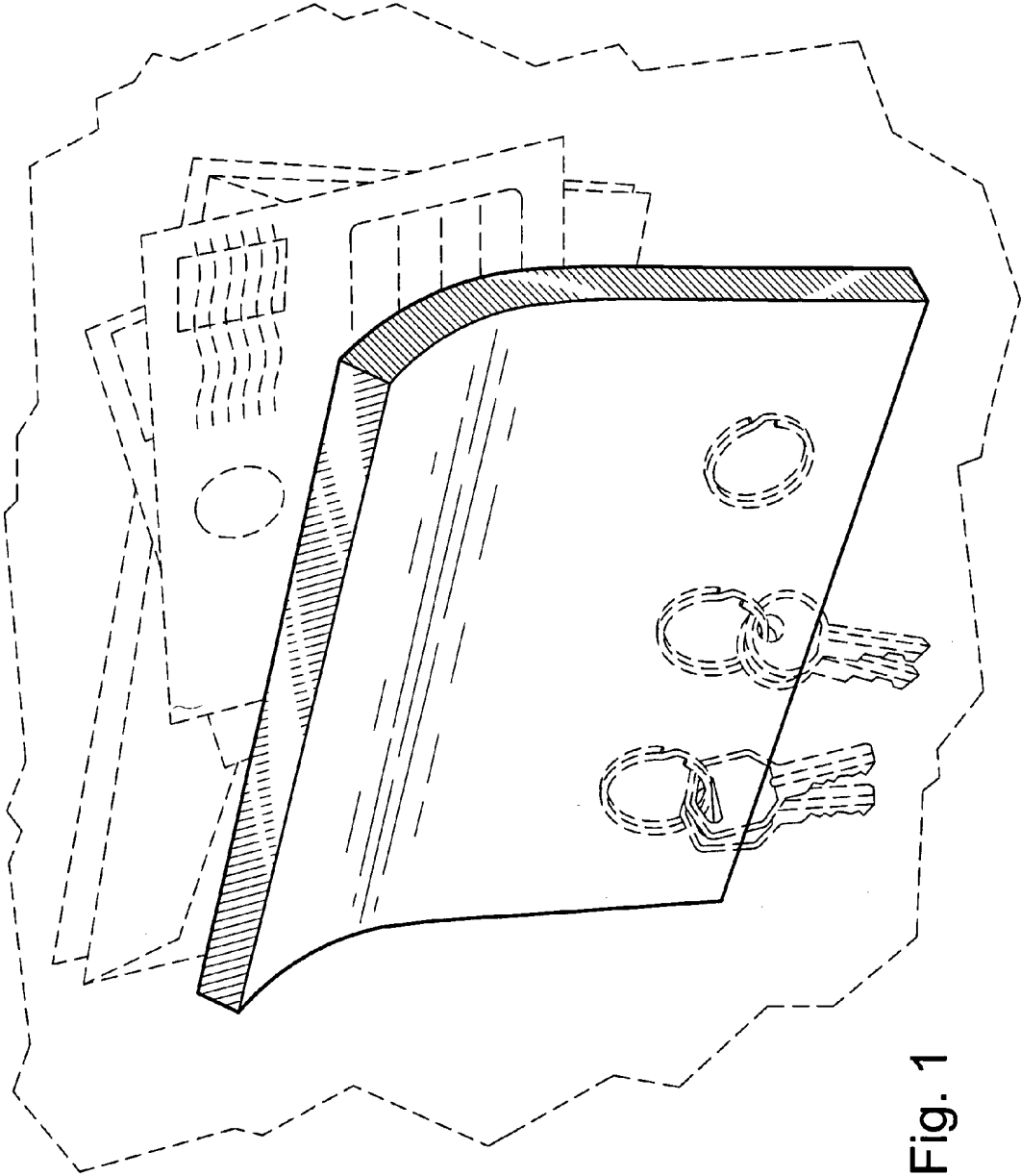


Fig. 1




Fig. 2

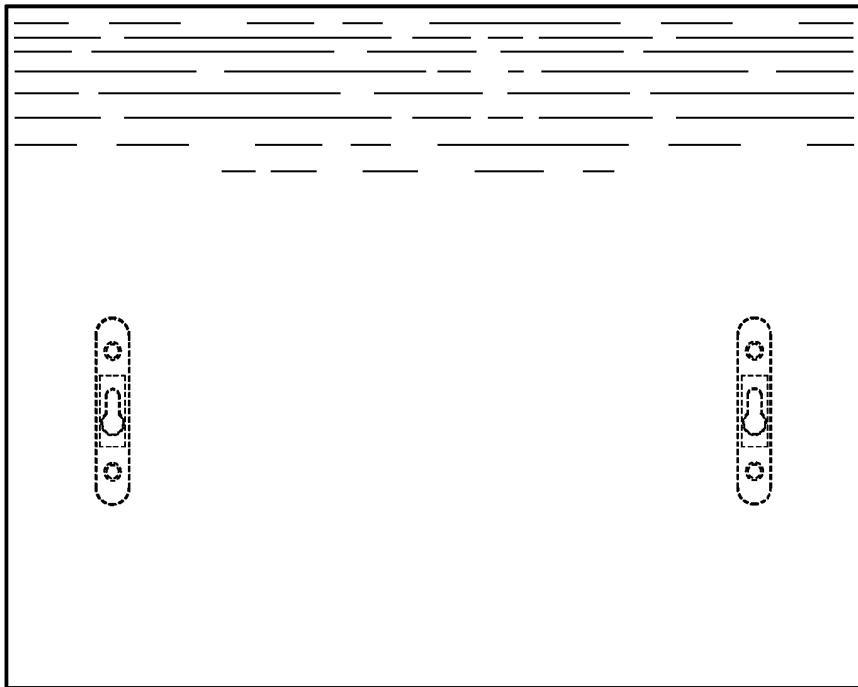


Fig. 3

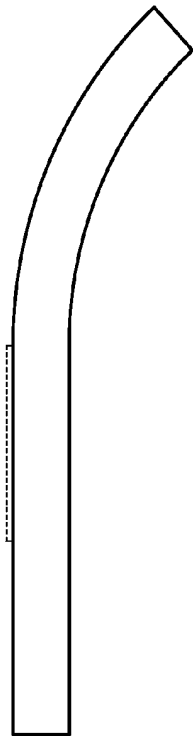


Fig. 4



Fig. 5

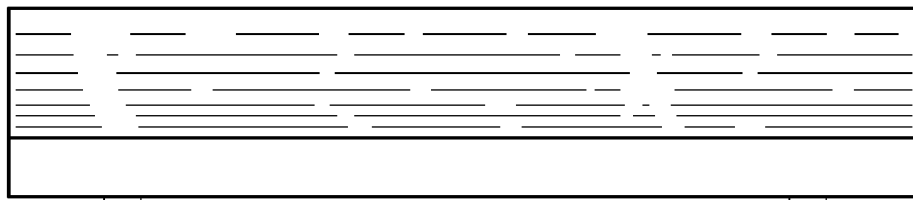


Fig. 6

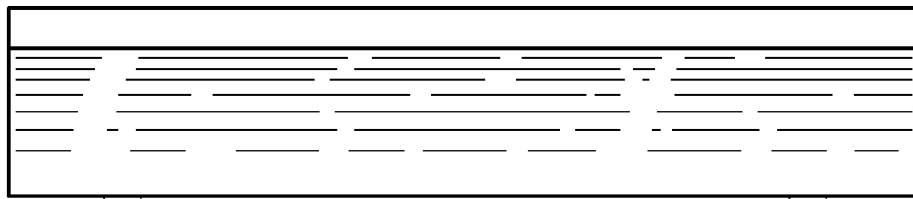


Fig. 7