



US00D625163S

(12) **United States Design Patent**
Moman

(10) **Patent No.:** **US D625,163 S**

(45) **Date of Patent:** **** Oct. 12, 2010**

(54) **FRUIT WEDGE SHAPED BOTTLE OPENER**

(76) Inventor: **Matthew Moman**, 25 Ironwood Way
North, Palm Beach Gardens, FL (US)
33418

(**) Term: **14 Years**

(21) Appl. No.: **29/358,264**

(22) Filed: **Mar. 24, 2010**

(51) **LOC (9) Cl.** **07-99**

(52) **U.S. Cl.** **D8/38**

(58) **Field of Classification Search** D8/14,
D8/16-19, 33-43, 88, 89, 105, 107; 7/113,
7/151-156; 30/400-410, 416-430, 433,
30/434, 443, 450; 81/3.07, 3.09, 3.2, 3.27,
81/3.29, 3.31, 3.35, 3.37, 3.4, 3.45, 3.48,
81/3.49, 3.55

See application file for complete search history.

(56) **References Cited**

U.S. PATENT DOCUMENTS

D339,968 S *	10/1993	Shy	D8/40
D408,237 S *	4/1999	Wysopal	D8/38
D421,372 S *	3/2000	Wysopal	D8/38
D439,816 S *	4/2001	Wysopal	D8/38
D519,011 S *	4/2006	Lister	D8/40
D567,608 S *	4/2008	Greiner	D8/41
D579,740 S *	11/2008	Moman	D8/38
D609,987 S *	2/2010	Moman	D8/38

OTHER PUBLICATIONS

NPL Search: Collectible Corkscrews, p. 366—Carrot-Shaped Cork-
screw Frédérique Crestin-Bilet, © 2001, Flammarion Inc., ISBN:
2-08010-551-5.*

* cited by examiner

Primary Examiner—Garth Rademaker

(74) *Attorney, Agent, or Firm*—Simpson & Simpson, PLLC

(57) **CLAIM**

The ornamental design for a fruit wedge shaped bottle opener,
as shown and described.

DESCRIPTION

FIG. 1 is a perspective view of a fruit wedge shaped bottle
opener of the present invention;

FIG. 2 is a bottom plan view of the fruit wedge shaped bottle
opener;

FIG. 3 is a top plan view of the fruit wedge shaped bottle
opener;

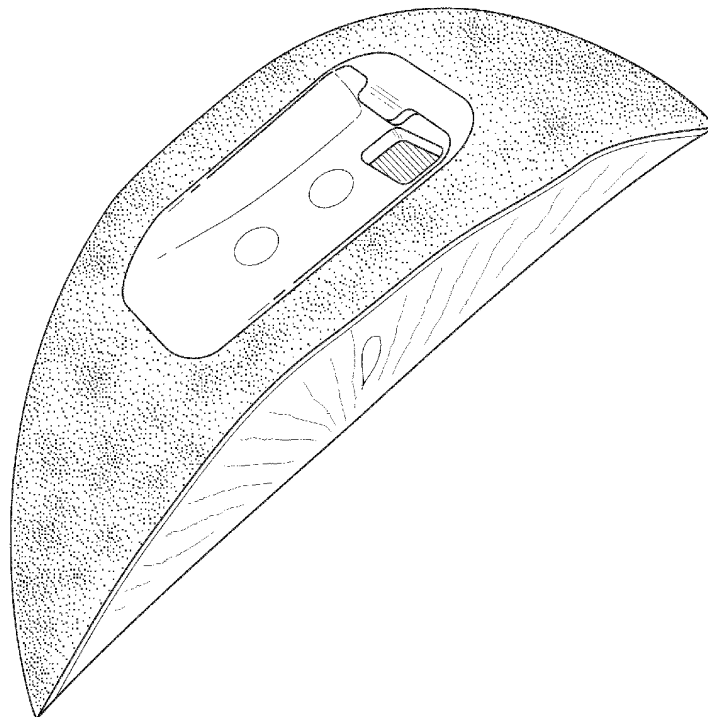
FIG. 4 is a right side view of the fruit wedge shaped bottle
opener;

FIG. 5 is a left side view of the fruit wedge shaped bottle
opener;

FIG. 6 is a rear view of the fruit wedge shaped bottle opener;
and,

FIG. 7 is a front view of the fruit wedge shaped bottle opener.

1 Claim, 4 Drawing Sheets



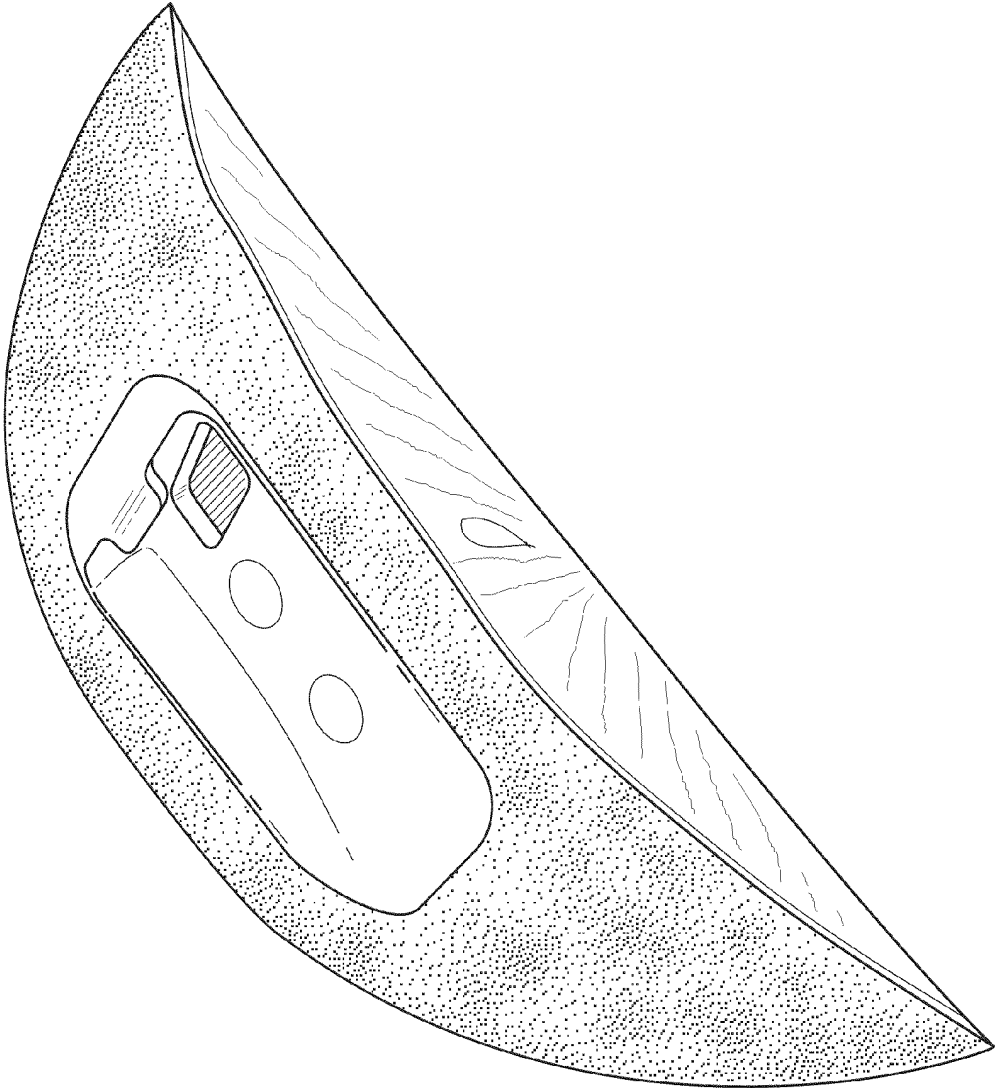


Fig. 1

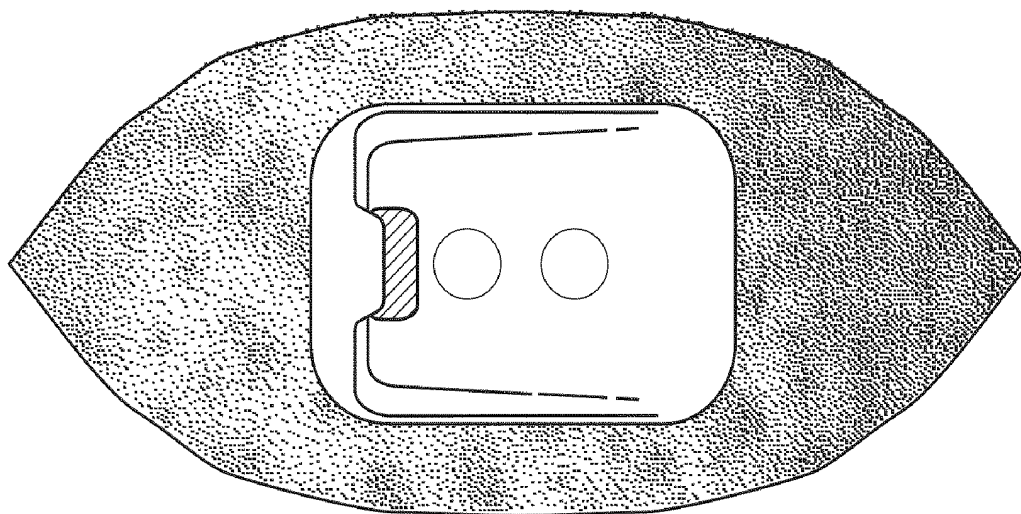


Fig. 2

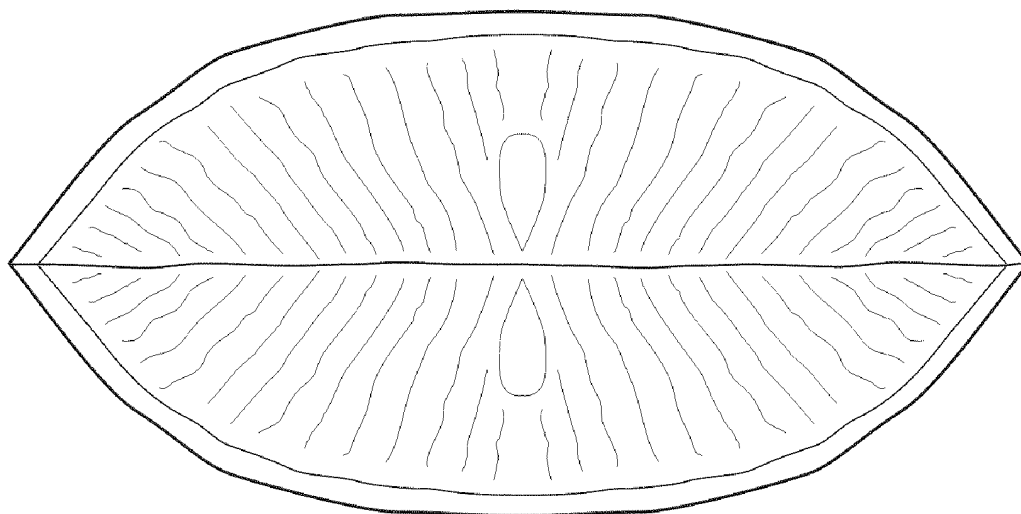


Fig. 3

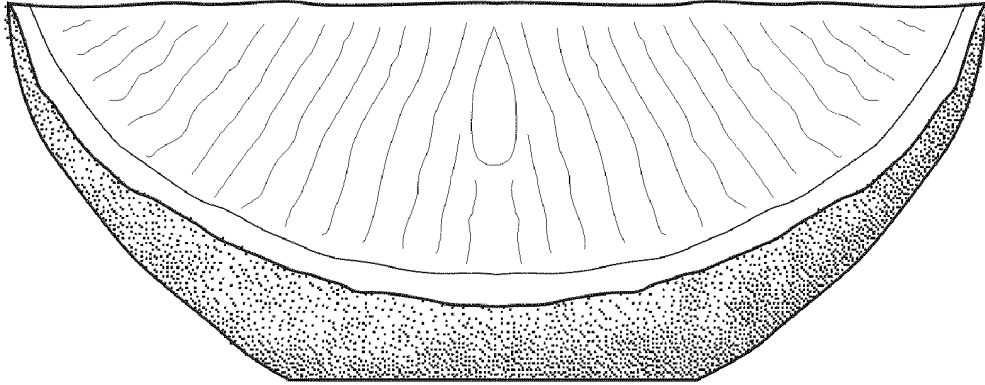


Fig. 4

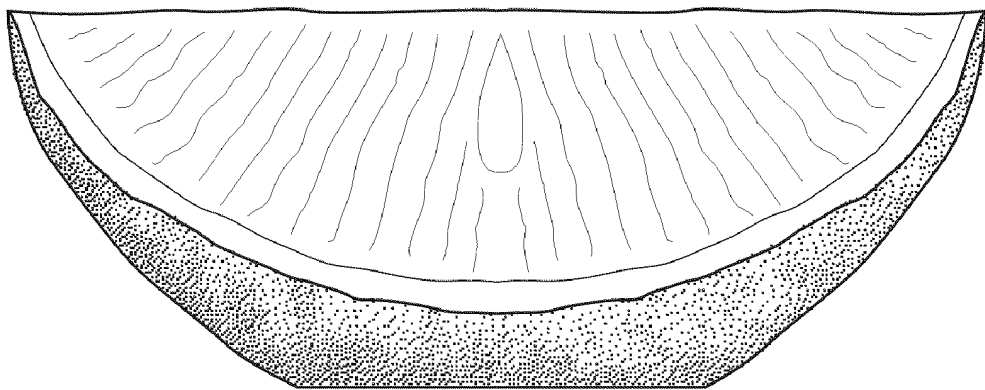


Fig. 5

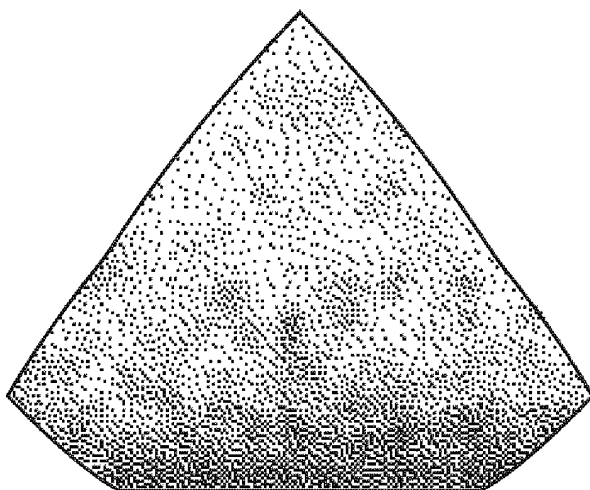


Fig. 6

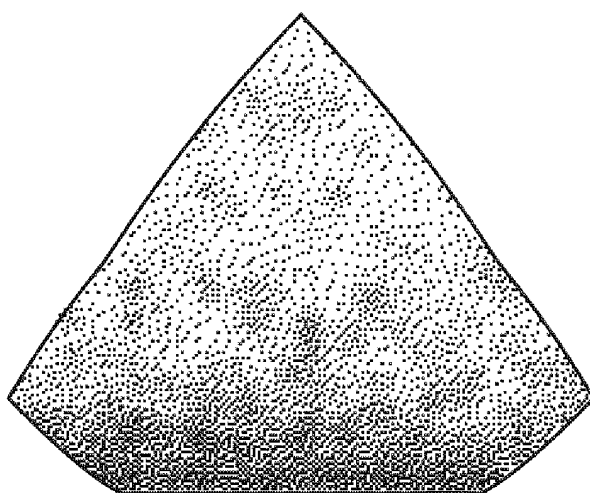


Fig. 7