



US00D625538S

(12) **United States Design Patent**
Lorenzatti

(10) **Patent No.:** **US D625,538 S**

(45) **Date of Patent:** **** Oct. 19, 2010**

(54) **LIQUID DISPENSER**

D593,784 S * 6/2009 Chan D6/542

D604,544 S * 11/2009 Daams D6/542

D608,578 S * 1/2010 Yang et al. D6/542

* cited by examiner

(75) Inventor: **Luciano Lorenzatti**, Markham (CA)

Primary Examiner—Brian N Vinson

(73) Assignee: **Umbra LLC**, Buffalo, NY (US)

(74) *Attorney, Agent, or Firm*—Simpson & Simpson, PLLC

(**) Term: **14 Years**

(21) Appl. No.: **29/352,391**

(57) **CLAIM**

(22) Filed: **Dec. 21, 2009**

The ornamental design for a liquid dispenser, as shown and described.

(51) **LOC (9) Cl.** **23-02**

(52) **U.S. Cl.** **D6/542**

(58) **Field of Classification Search** D6/542-545;
221/281-282; 222/14, 173, 146.3, 628, 251,
222/181.1, 181.3; D9/682, 688, 690, 691,
D9/448, 449

See application file for complete search history.

DESCRIPTION

FIG. 1 is a perspective view of the present invention;
FIG. 2 is a left side elevational view of the invention;
FIG. 3 is a right side elevational view of the invention;
FIG. 4 is a front elevational view of the invention;
FIG. 5 is a rear elevational view of the invention;
FIG. 6 is a top plan view of the invention; and,
FIG. 7 is a bottom plan view of the invention.

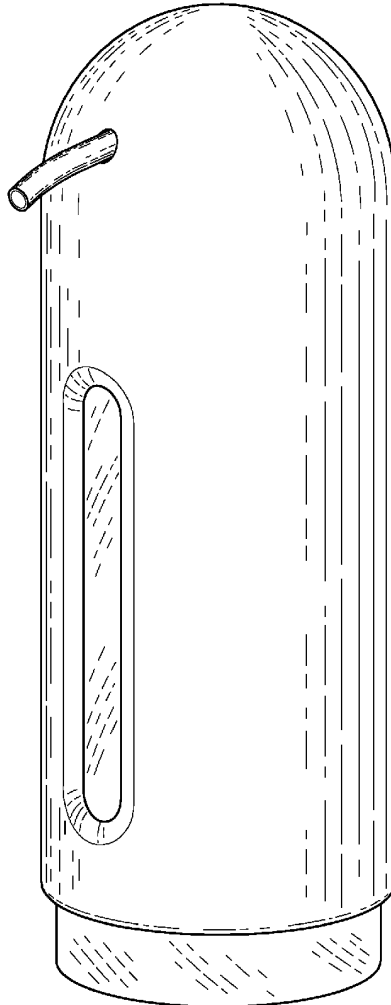
(56) **References Cited**

U.S. PATENT DOCUMENTS

D486,335 S * 2/2004 Sonneman D6/542

D563,703 S * 3/2008 Duncan D6/542

1 Claim, 6 Drawing Sheets



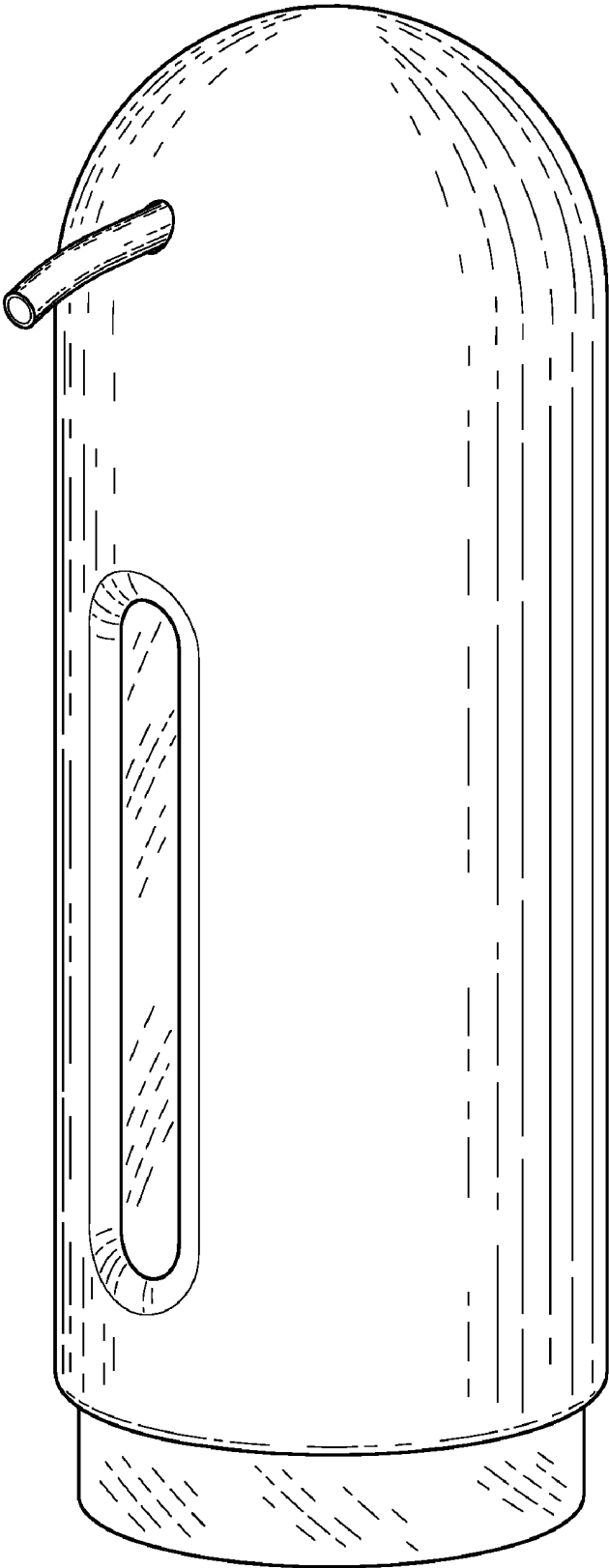


Fig. 1



Fig. 2

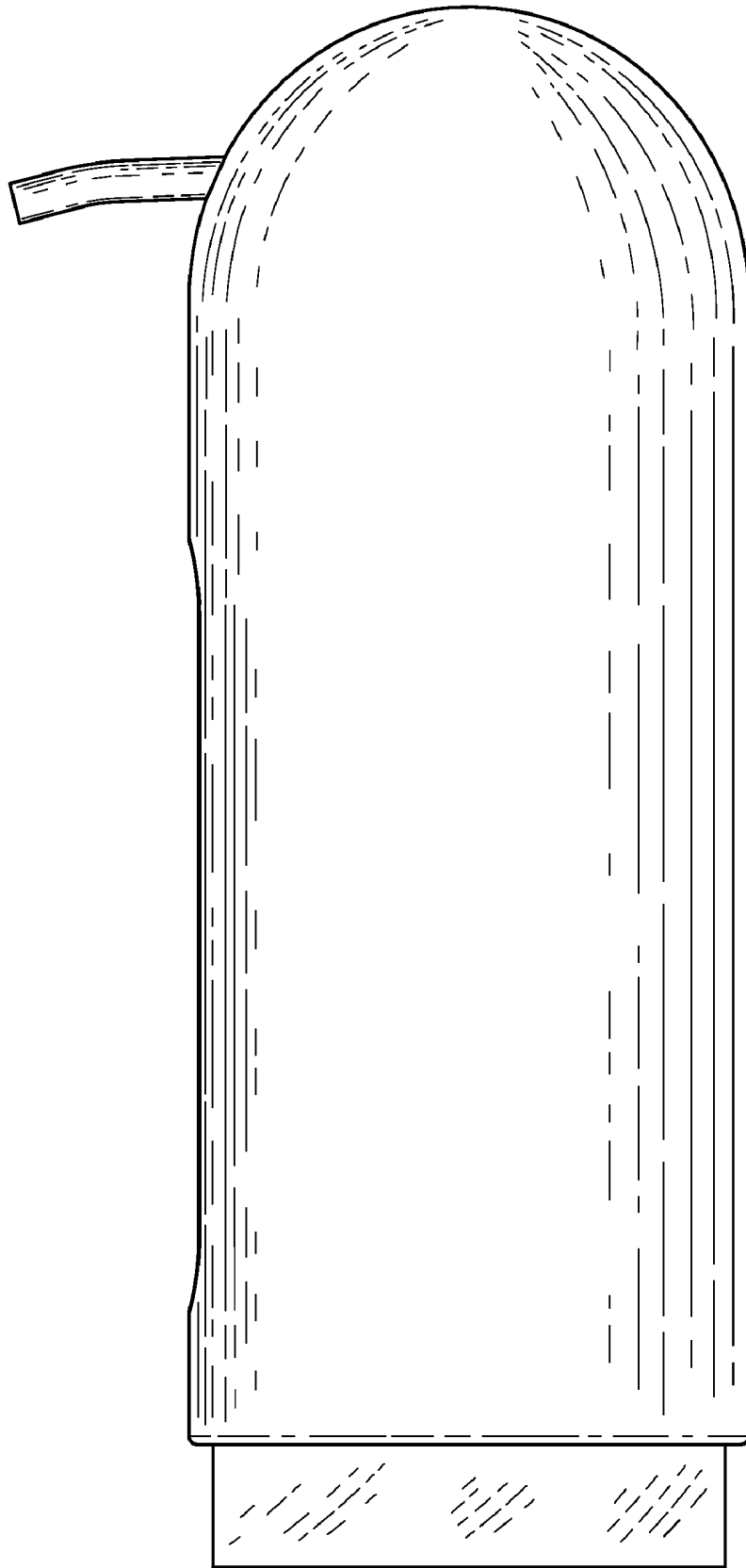


Fig. 3

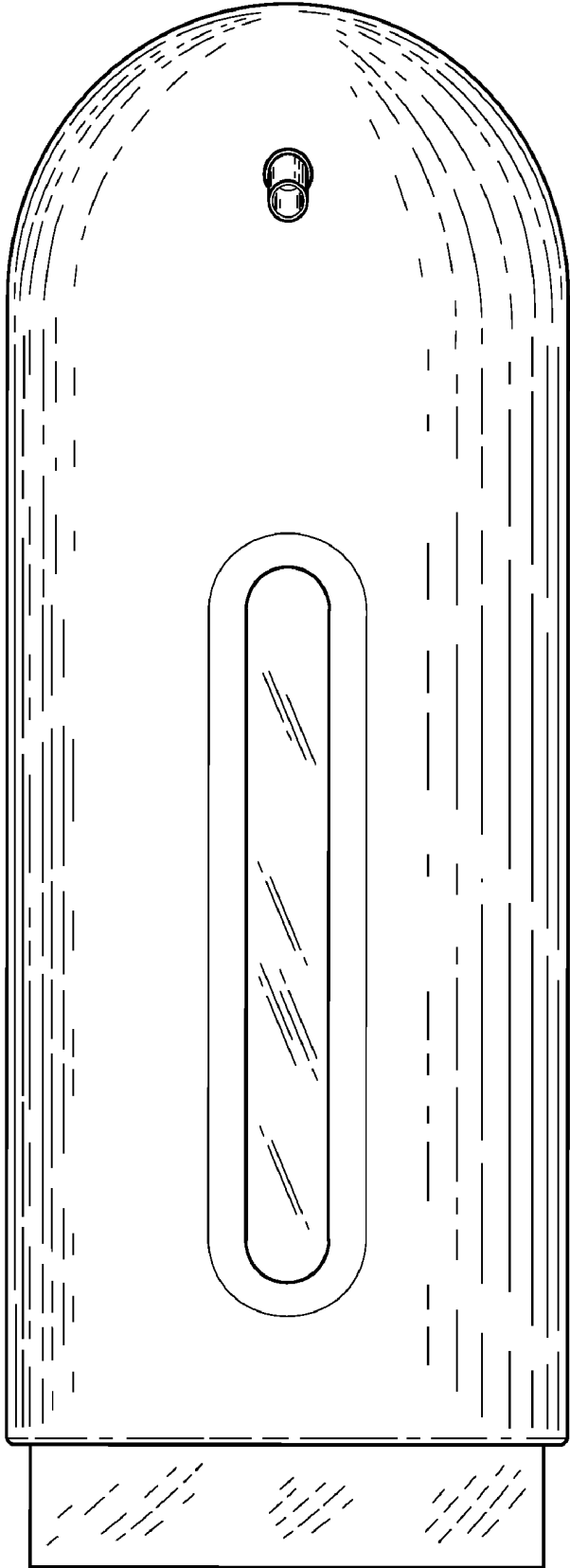


Fig. 4




Fig. 5

Fig. 6

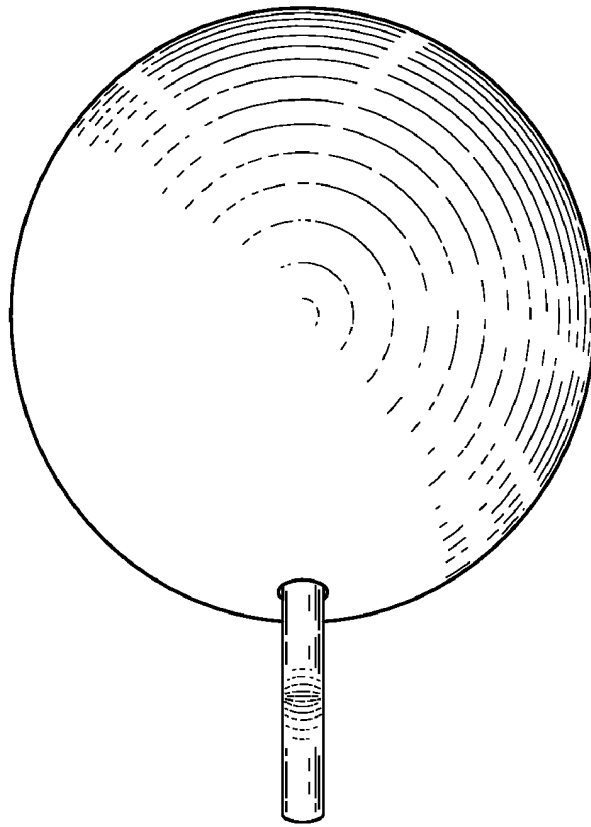


Fig. 7

