



US00D632868S

(12) **United States Design Patent**
Schatzberg et al.

(10) **Patent No.:** **US D632,868 S**

(45) **Date of Patent:** **** Feb. 22, 2011**

(54) **EXPANDABLE GLOVE FOR RINGS**

(76) Inventors: **Ilana Wolf Schatzberg**, 1400 Broadway,
Suite #812, New York, NY (US) 10018;
Anne Schatzberg, 330 E. 38th St., Apt.
52K, New York, NY (US) 10016

(**) Term: **14 Years**

(21) Appl. No.: **29/358,318**

(22) Filed: **Mar. 25, 2010**

(51) **LOC (9) Cl.** **02-06**

(52) **U.S. Cl.** **D2/617**

(58) **Field of Classification Search** D2/610,
D2/612, 613, 614, 615, 616, 617, 618, 619,
D2/620, 621, 623; D20/33; D21/807; D24/190;
D28/63; D29/113, 115, 116.2, 117.1, 117.2,
D29/122, 123; D32/40, 42, 43, 41; 2/162,
2/170, 455, 907, 917; 15/104.94, 107, 227;
40/586, 633; 224/219, 222, 237, 267

See application file for complete search history.

(56) **References Cited**

U.S. PATENT DOCUMENTS

D174,047 S *	2/1955	Kumme	D2/623
D174,048 S *	2/1955	Kumme	D2/623
2,724,119 A *	11/1955	Ohman	2/159
3,608,093 A *	9/1971	Kirby	2/163
3,997,922 A *	12/1976	Huhta	2/161.1
D338,777 S *	8/1993	Jarman	D2/617
D397,837 S *	9/1998	Redwood et al.	D2/614

D410,957 S *	6/1999	Hubsher	D2/623
D471,343 S *	3/2003	Sun	D2/623
D499,856 S *	12/2004	Kleinert	D2/619
D561,947 S *	2/2008	Hong	D29/117.1
D595,905 S *	7/2009	Hong	D29/117.1

OTHER PUBLICATIONS

Olympia Women's 106 Ringer Gloves, [on-line], [retrieved from the Internet Oct. 21, 2010]; URL: <http://www.motorcycle-superstore.com/1/2/47/20318/ITEM/...er-Gloves.aspx?WT.MC_ID=54006&SiteId=10557879-1909283-%0D10/21/2010>. (2 pages).*

* cited by examiner

Primary Examiner—Elizabeth A Albert
Assistant Examiner—Karen E Eldridge Powers
(74) *Attorney, Agent, or Firm*—Simpson & Simpson, PLLC

(57) **CLAIM**

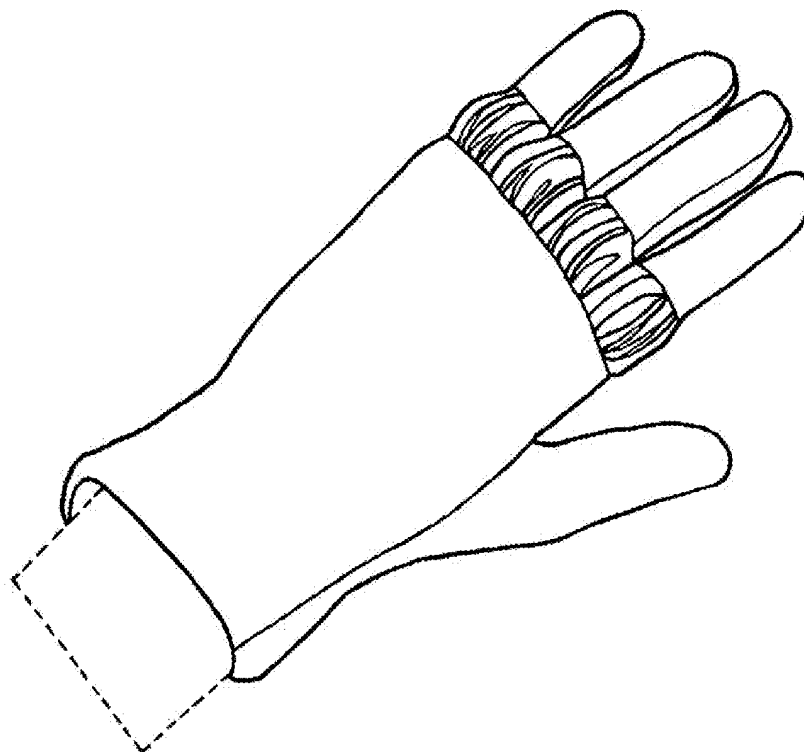
The ornamental design for an expandable glove for rings, as shown and described.

DESCRIPTION

FIG. 1 is a top view of the present invention;
FIG. 2 is a bottom view of the invention;
FIG. 3 is a side view of the invention; and,
FIG. 4 is a perspective view of the invention.

The wrist shown in broken lines in FIG. 4 illustrates the environment in which the claimed design is used. The broken-line subject matter forms no part of the claim.

1 Claim, 4 Drawing Sheets



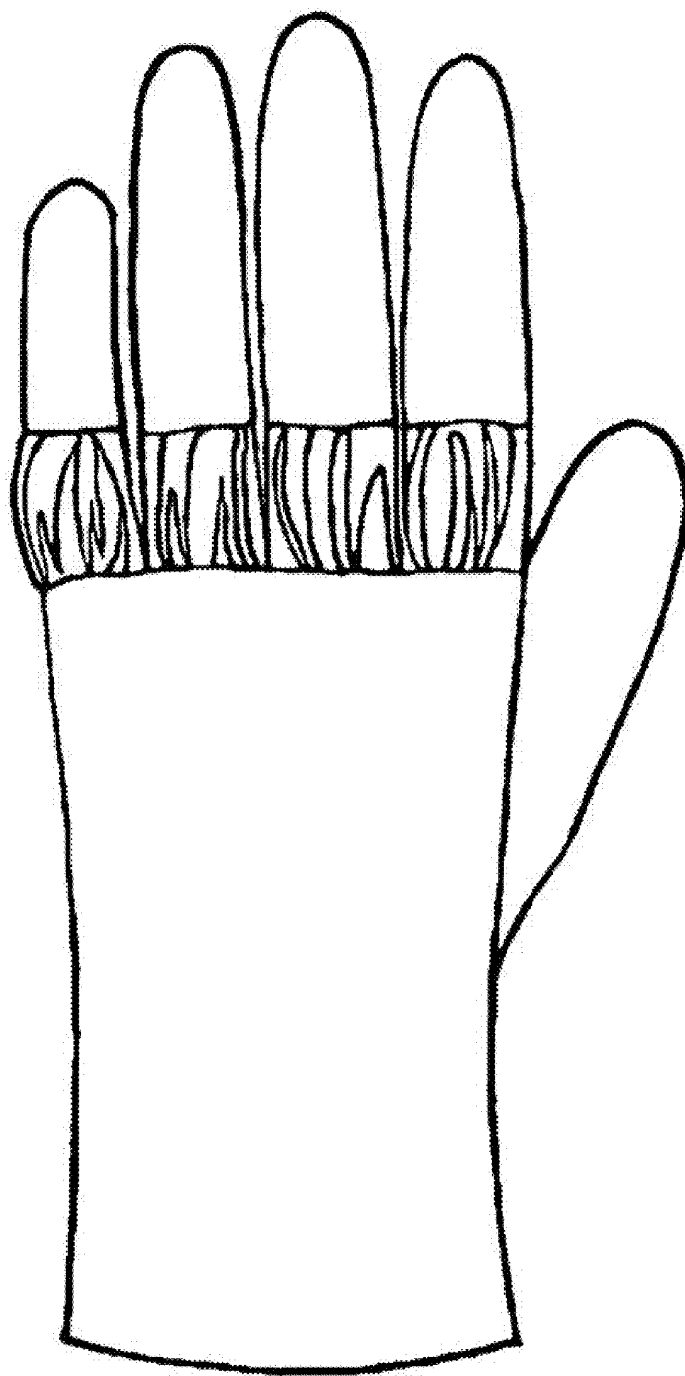


Fig. 1




Fig. 2

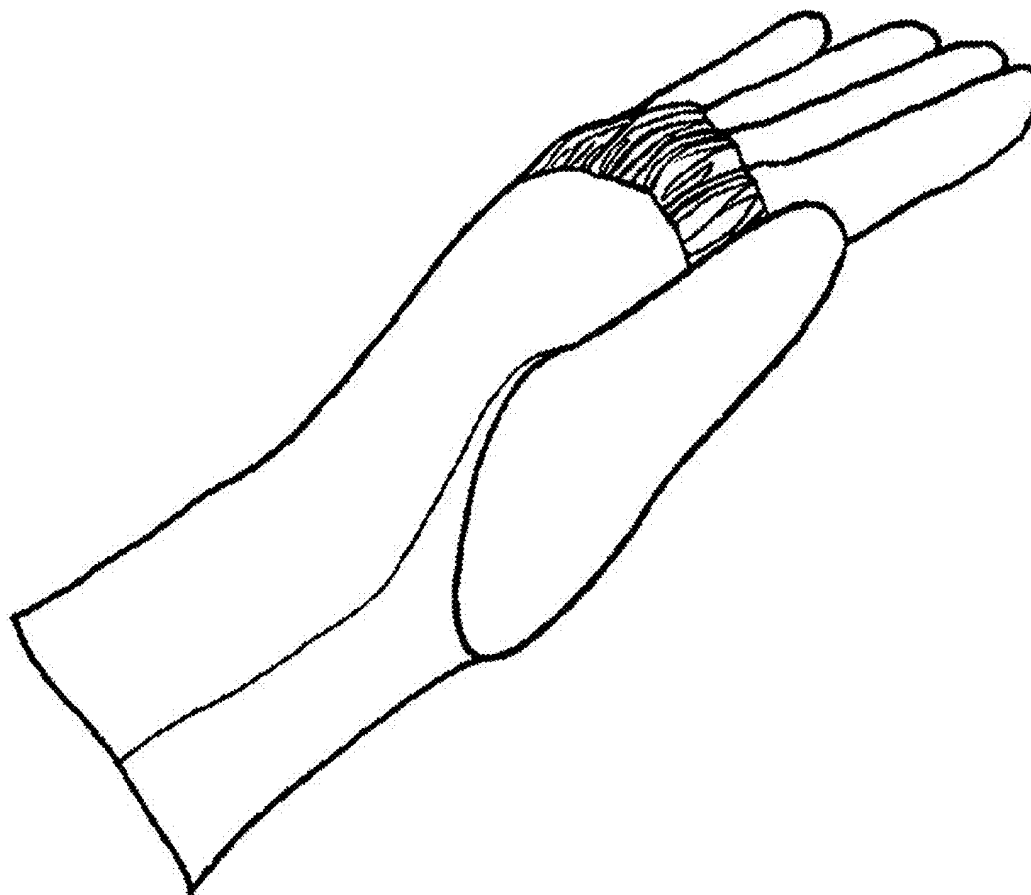


Fig. 3

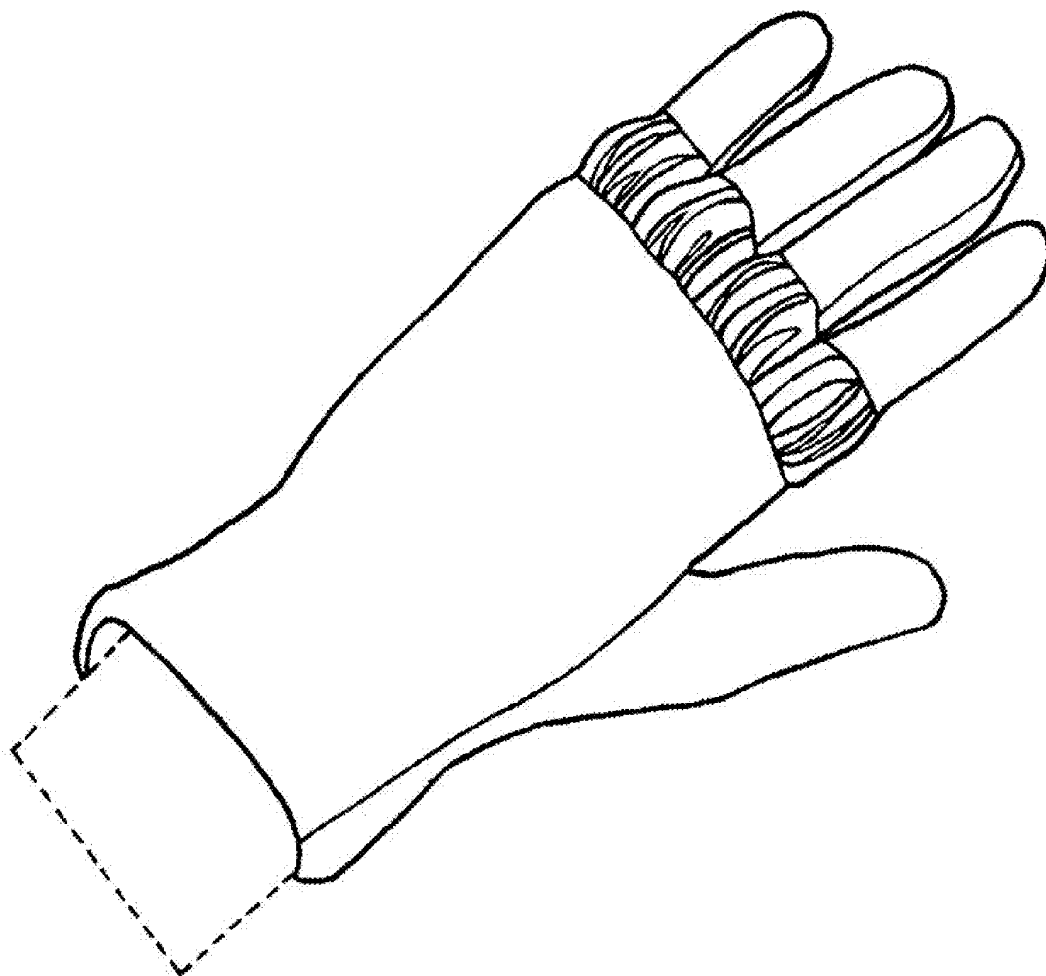


Fig. 4