



US00D640090S

(12) **United States Design Patent**
Wisniewski

(10) **Patent No.:** **US D640,090 S**

(45) **Date of Patent:** **** Jun. 21, 2011**

(54) **CUP SLEEVE**

(75) Inventor: **Alan Wisniewski**, Toronto (CA)

(73) Assignee: **Umbra LLC**, Buffalo, NY (US)

(**) Term: **14 Years**

(21) Appl. No.: **29/352,464**

(22) Filed: **Dec. 21, 2009**

(51) **LOC (9) Cl.** **07-02**

(52) **U.S. Cl.** **D7/392.1**

(58) **Field of Classification Search** D7/619.1,
D7/622, 624.1, 624.2, 392.1; D9/444; 220/737-739,
220/903; 229/400, 402, 403, 405, 117.23,
229/939

See application file for complete search history.

(56) **References Cited**

U.S. PATENT DOCUMENTS

D546,681	S	*	7/2007	Botti et al.	D9/444
D593,371	S	*	6/2009	Karam	D7/624.2
D597,382	S	*	8/2009	Bognar	D7/624.2
D634,589	S	*	3/2011	Cook et al.	D7/619.1

OTHER PUBLICATIONS

Felt Bicycles USA—Felt Cafe Coffee Cup Holder (9853), available at [HTTP://2009.FELTRACING.COM/09-CATALOG/PARTS/AC-](http://2009.FELTRACING.COM/09-CATALOG/PARTS/AC-)

CESSORIES-AND-EXTRAS/09-FELT-CAFE-COFFEE-CUP-HOLDER.ASPX (First Accessed: Dec. 9, 2009).
Origin8 Joe-2-Go Standard Coffee Cup Holder—Century Cycles Bicycle Stores of Ohio, available at [HTTP://CENTURYCYCLES.COM/PRODUCT/ORIGIN8-JOE-2-GO-STANDARD-COFFEE-CUP-HOLDER-2916.HTM](http://CENTURYCYCLES.COM/PRODUCT/ORIGIN8-JOE-2-GO-STANDARD-COFFEE-CUP-HOLDER-2916.HTM) (First Accessed: Dec. 9, 2009).
Those Paper Coffee Cup Insulators You Get at the Coffee Shop—Robot Lounge, available at [HTTP://WWW.GIANTROBOT.COM/FORUMS/SHOWTHREAD.PHP?T=35175](http://WWW.GIANTROBOT.COM/FORUMS/SHOWTHREAD.PHP?T=35175) (First Accessed: Dec. 9, 2009).

* cited by examiner

Primary Examiner — Lisa Lichtenstein

(74) *Attorney, Agent, or Firm* — Simpson & Simpson, PLLC

(57) **CLAIM**

The ornamental design for a cup sleeve, as shown and described.

DESCRIPTION

FIG. 1 is a perspective view of the present invention of the cup sleeve;

FIG. 2 is a top plan view of the cup sleeve;

FIG. 3 is a bottom plan view of the cup sleeve;

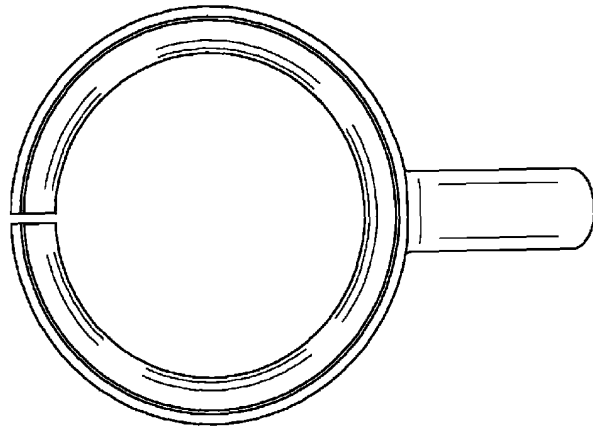

FIG. 4 is a right side elevational view of the cup sleeve;

FIG. 5 is a left side elevational view of the cup sleeve;

FIG. 6 is a front elevational view of the cup sleeve; and,

FIG. 7 is a rear elevational view of the cup sleeve.

1 Claim, 4 Drawing Sheets






FIG. 1

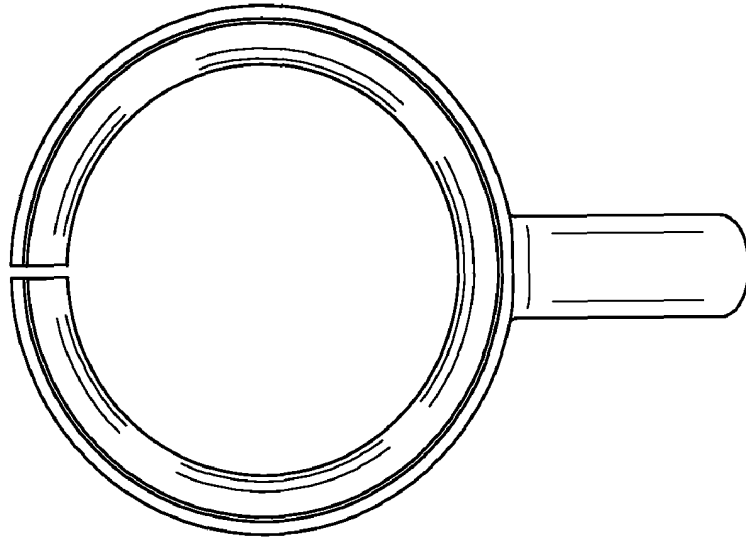


FIG. 2

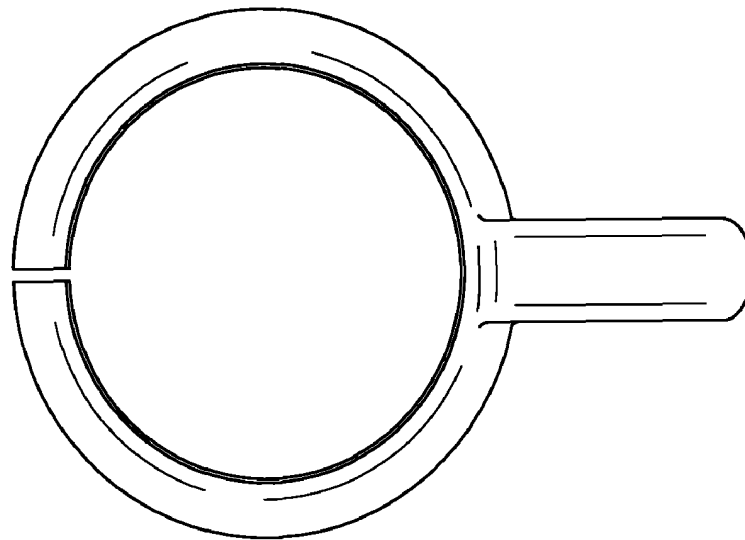


FIG. 3




FIG. 4




FIG. 5




FIG. 6




FIG. 7