



US00D644388S

(12) **United States Design Patent**
Quan

(10) **Patent No.:** **US D644,388 S**

(45) **Date of Patent:** **** Aug. 30, 2011**

(54) **TRASH CAN**

(75) Inventor: **David Quan**, Toronto (CA)

(73) Assignee: **Umbra LLC**, Buffalo, NY (US)

(**) Term: **14 Years**

(21) Appl. No.: **29/381,884**

(22) Filed: **Dec. 23, 2010**

(51) **LOC (9) Cl.** **09-09**

(52) **U.S. Cl.** **D34/1**

(58) **Field of Classification Search** D34/1;
220/908, 908.1, 909, 910, 911; D11/152,
D11/153, 143, 144, 149; D7/509, 514, 523,
D7/603; 47/41.01, 65.5, 67, 68; 206/423
See application file for complete search history.

(56) **References Cited**

U.S. PATENT DOCUMENTS

D249,110 S *	8/1978	Newmark	D7/509
D371,939 S *	7/1996	Rigney	D7/543
D404,867 S *	1/1999	Rashid	D34/1
D429,049 S *	8/2000	Licari	D34/1
D506,644 S *	6/2005	Poupel et al.	D7/603
D521,202 S *	5/2006	Lin	D34/1
D554,319 S *	10/2007	Chen	D34/1

D566,363 S *	4/2008	Lown et al.	D34/1
D570,158 S *	6/2008	Massi et al.	D7/523
D581,739 S *	12/2008	Bodum	D7/523
D595,907 S *	7/2009	Rutherford et al.	D30/119
D634,165 S *	3/2011	Yang	D7/603

* cited by examiner

Primary Examiner — Cynthia Ramirez

(74) *Attorney, Agent, or Firm* — Simpson & Simpson, PLLC

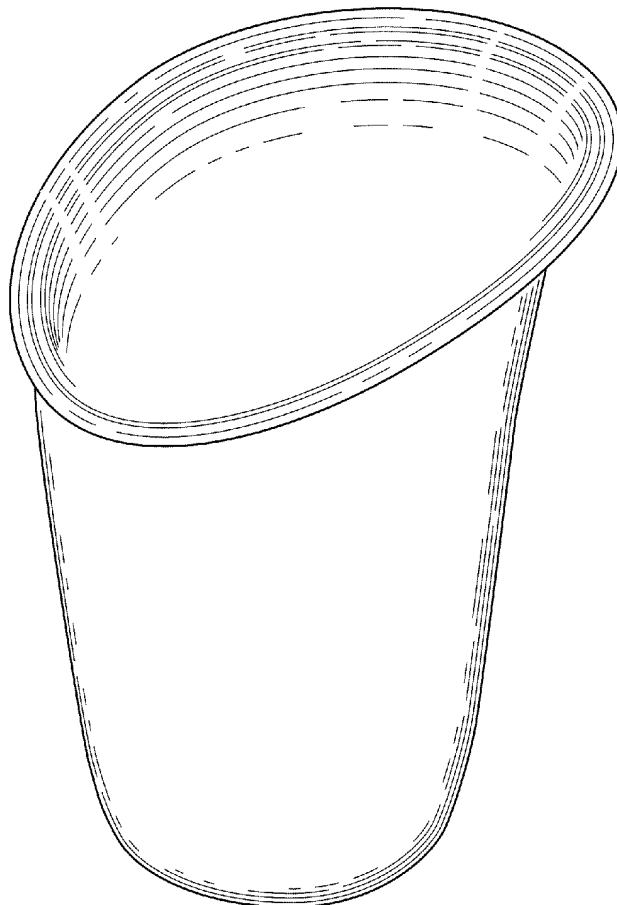
(57) **CLAIM**

The ornamental design for a trash can, as shown and described.

DESCRIPTION

FIG. 1 is a top perspective view of the present invention trash can;
 FIG. 2 is a bottom perspective view of the invention;
 FIG. 3 is a right side elevational view of the invention;
 FIG. 4 is a left side elevational view of the invention;
 FIG. 5 is a front elevational view of the invention;
 FIG. 6 is a rear elevational view of the invention;
 FIG. 7 is a top plan view of the invention;
 FIG. 8 is a bottom plan view of the invention; and,
 FIG. 9 is a cross-sectional view of the invention taken generally along line 9-9 of FIG. 5, illustrating a convex bottom surface of the trash can.

1 Claim, 8 Drawing Sheets






Fig. 1

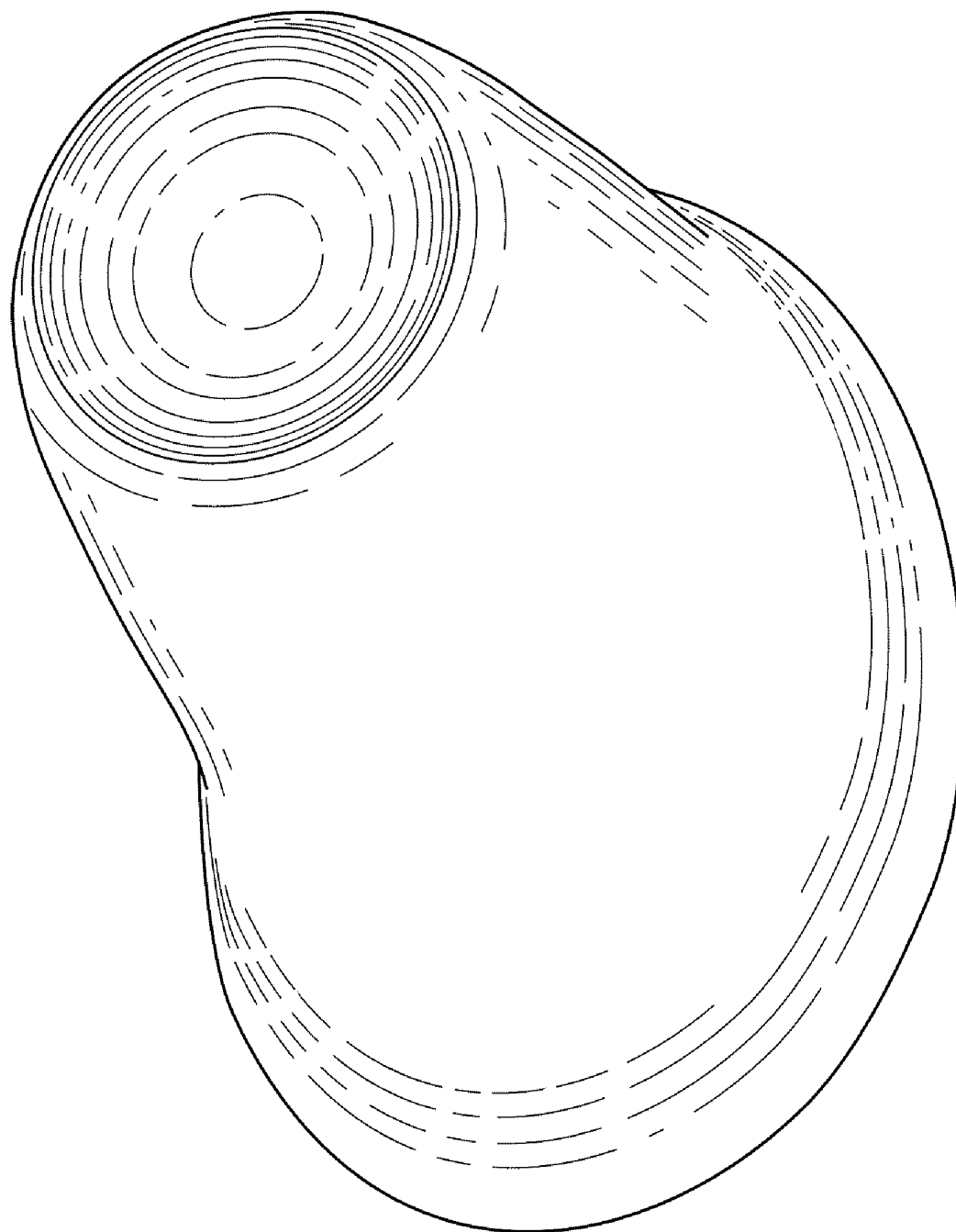


Fig. 2

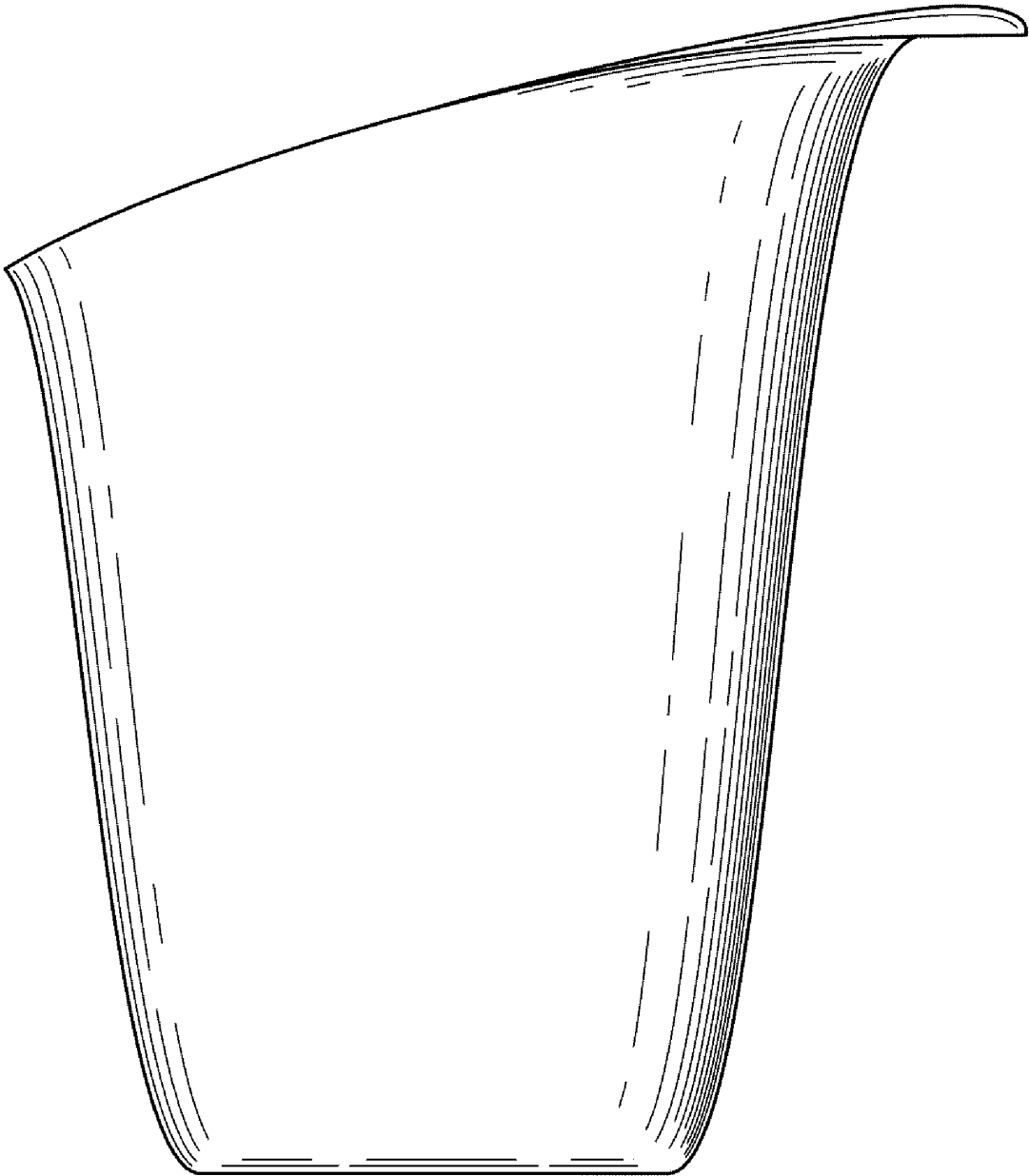


Fig. 3




Fig. 4




Fig. 5

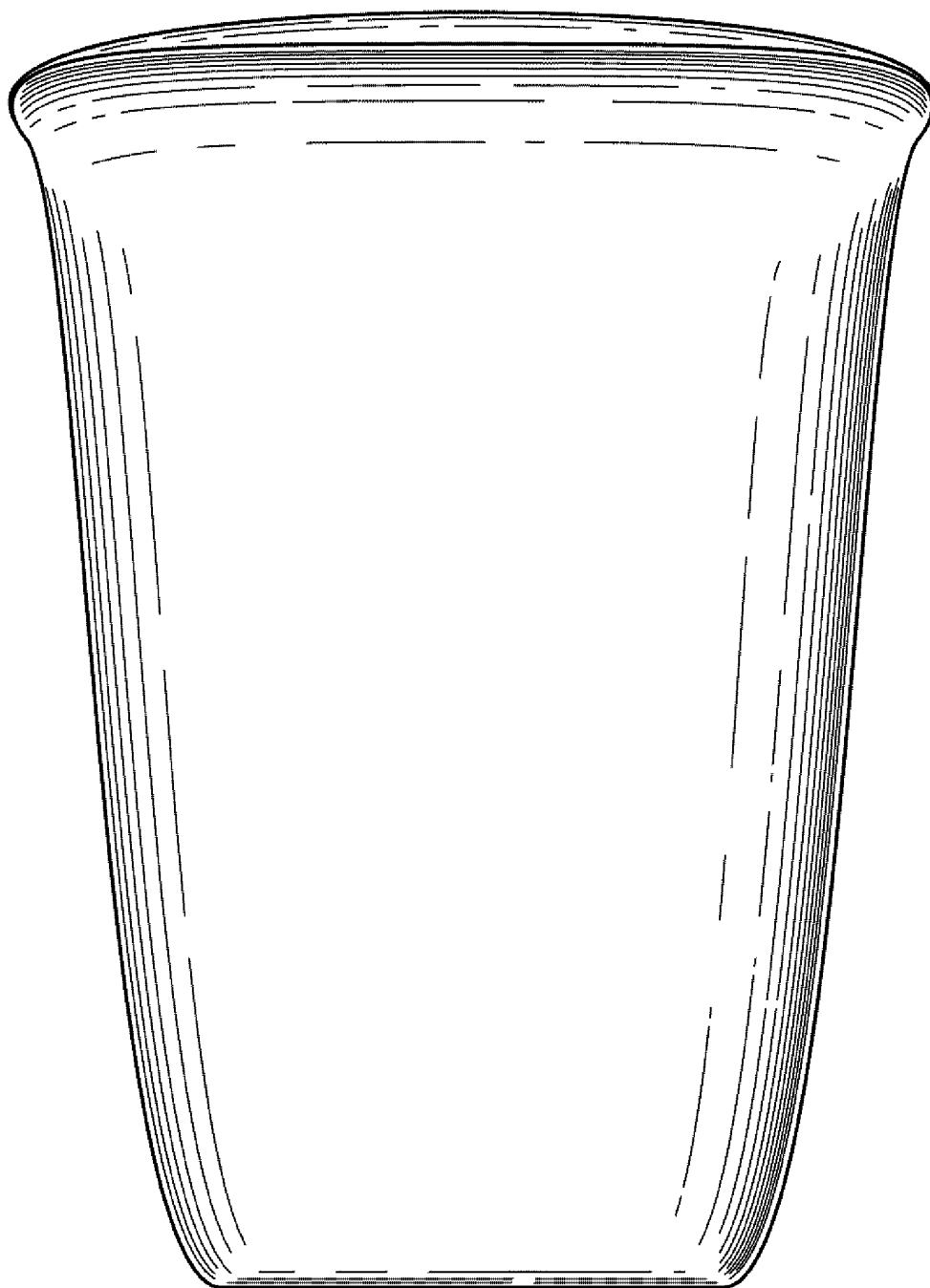


Fig. 6

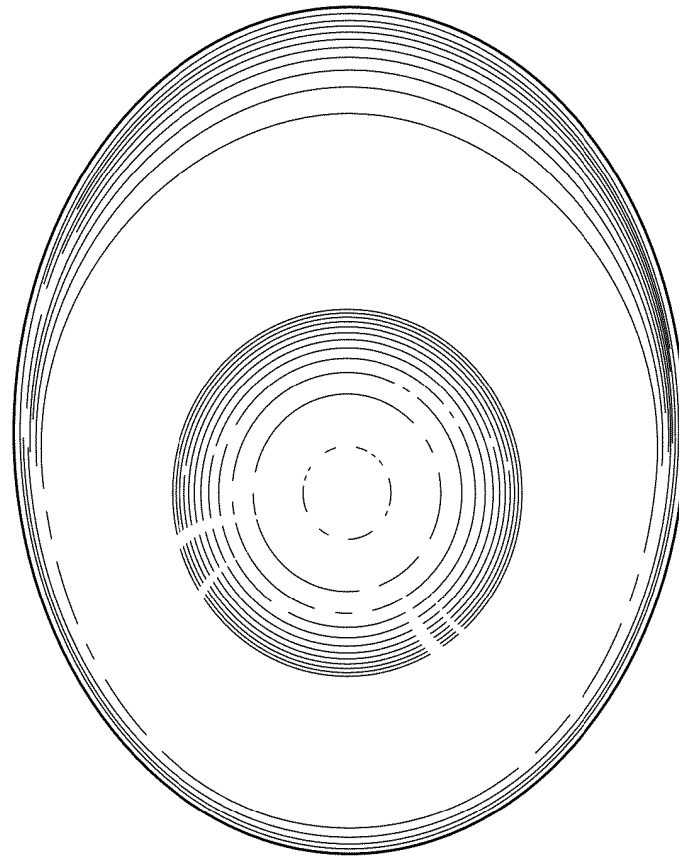


Fig. 7

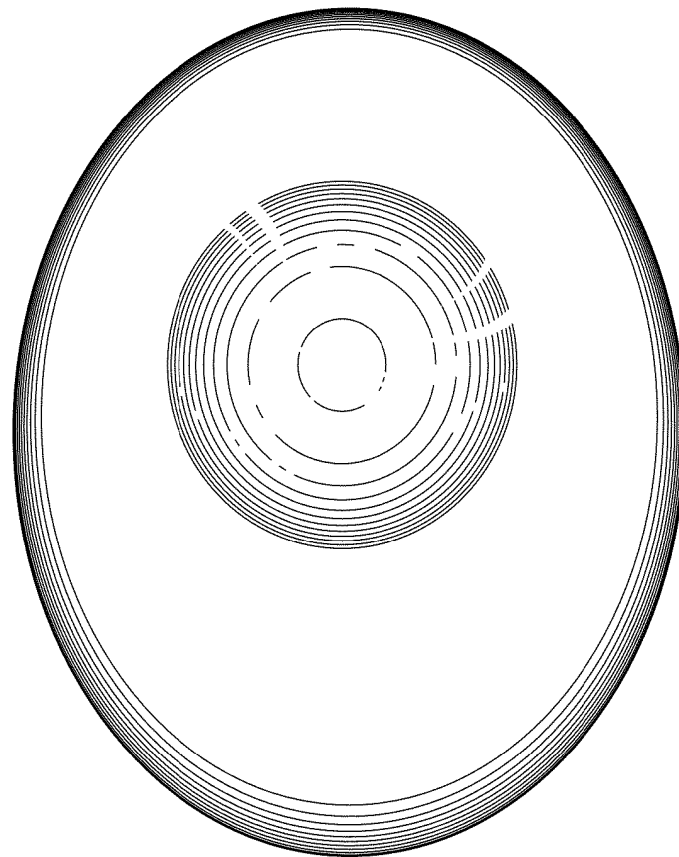


Fig. 8

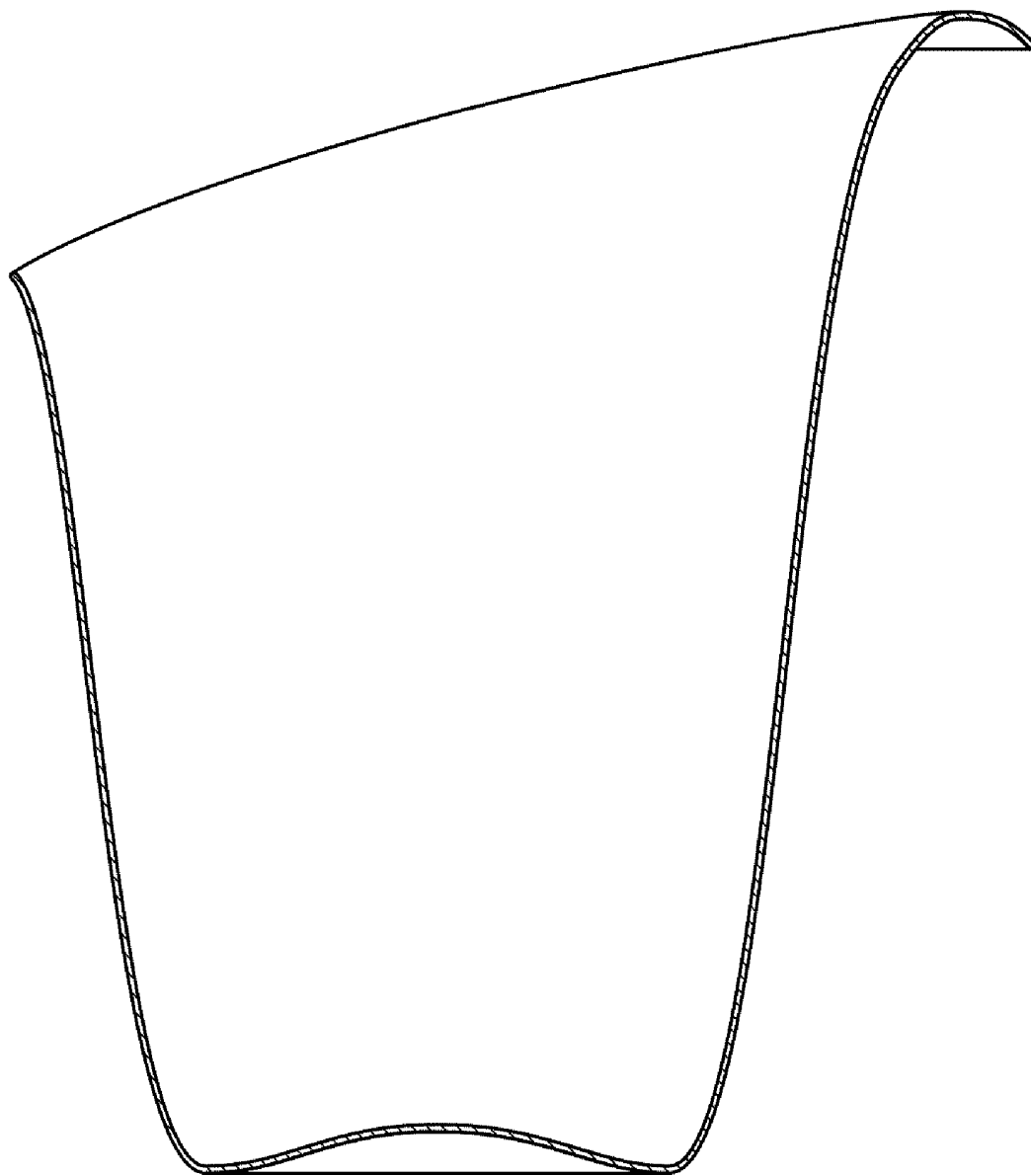


Fig. 9