



US00D664011S

(12) **United States Design Patent**  
**Affonso**

(10) **Patent No.:** **US D664,011 S**  
(45) **Date of Patent:** **\*\* Jul. 24, 2012**

- (54) **MOLDED BOTTLE JUICER**
- (75) Inventor: **Mauricio Affonso**, Toronto (CA)
- (73) Assignee: **Umbra LLC**, Buffalo, NY (US)
- (\*\*) Term: **14 Years**
- (21) Appl. No.: **29/408,783**
- (22) Filed: **Dec. 16, 2011**
- (51) **LOC (9) Cl.** ..... **07-04**
- (52) **U.S. Cl.** ..... **D7/665**
- (58) **Field of Classification Search** ..... D7/665,  
D7/666, 372, 678; 99/501-508, 495-497;  
100/213, 208; 241/100, 33, 36, 37, 282.2,  
241/282.1, 95, 92, 285.1-285.3, 168, 169,  
241/110, 104, 126, 213, 131-135  
See application file for complete search history.

D294,670	S	3/1988	Kurtz	
D307,090	S *	4/1990	DeCoster	D7/665
D318,416	S	7/1991	Jacobs	
5,088,392	A *	2/1992	Ancona et al.	99/499
5,743,423	A	4/1998	Franco	
D399,101	S *	10/1998	Lillelund et al.	D7/665
D399,709	S *	10/1998	Lee	D7/665
D407,954	S	4/1999	Lehn	
6,265,010	B1	7/2001	Franco	
6,539,848	B2 *	4/2003	Wang et al.	99/508
D484,754	S	1/2004	Schuler	
D500,938	S	1/2005	Lee	
D512,880	S *	12/2005	de Groot	D7/665
D533,162	S	12/2006	Lovegreen et al.	
D534,826	S *	1/2007	Jossem et al.	D7/665
7,337,711	B2	3/2008	Holcomb et al.	
2011/0219959	A1	9/2011	Hauser	

\* cited by examiner

*Primary Examiner* — Terry Wallace

(74) *Attorney, Agent, or Firm* — Simpson & Simpson, PLLC

(56) **References Cited**

U.S. PATENT DOCUMENTS

344,506	A	6/1886	Strang	
428,947	A	5/1890	Prince	
597,851	A	1/1898	Hunt	
870,124	A	11/1907	Persen	
1,517,339	A	12/1924	Brown	
1,563,413	A	12/1925	Whitcomb	
1,757,609	A	5/1930	Beardsley et al.	
2,212,328	A *	8/1940	Scurlock	99/497
D123,236	S	10/1940	Perlmutter	
D146,382	S	2/1947	Prinz	
2,623,561	A	12/1952	Higley	
D172,390	S	6/1954	Hooe	
2,801,658	A *	8/1957	Thomas	241/273.1
3,319,677	A	5/1967	Bliss	
3,413,128	A	11/1968	Steinbarth et al.	

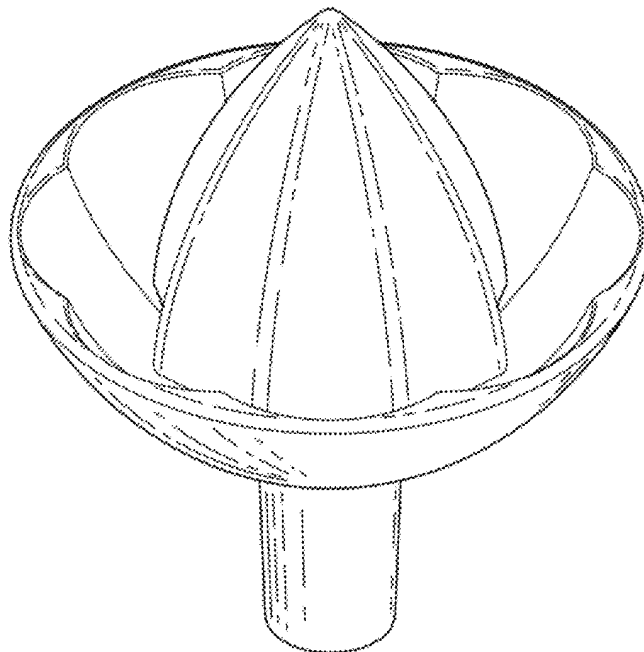
(57) **CLAIM**

The ornamental design for a molded bottle juicer, as shown and described.

**DESCRIPTION**

FIG. 1 is a front top perspective view of the present invention molded bottle juicer;  
 FIG. 2 is a bottom plan view of the invention;  
 FIG. 3 is a top plan view of the invention;  
 FIG. 4 is a left side elevational view of the invention;  
 FIG. 5 is a right side elevational view of the invention;  
 FIG. 6 is a front elevational view of the invention; and,  
 FIG. 7 is a rear elevational view of the invention.

**1 Claim, 7 Drawing Sheets**



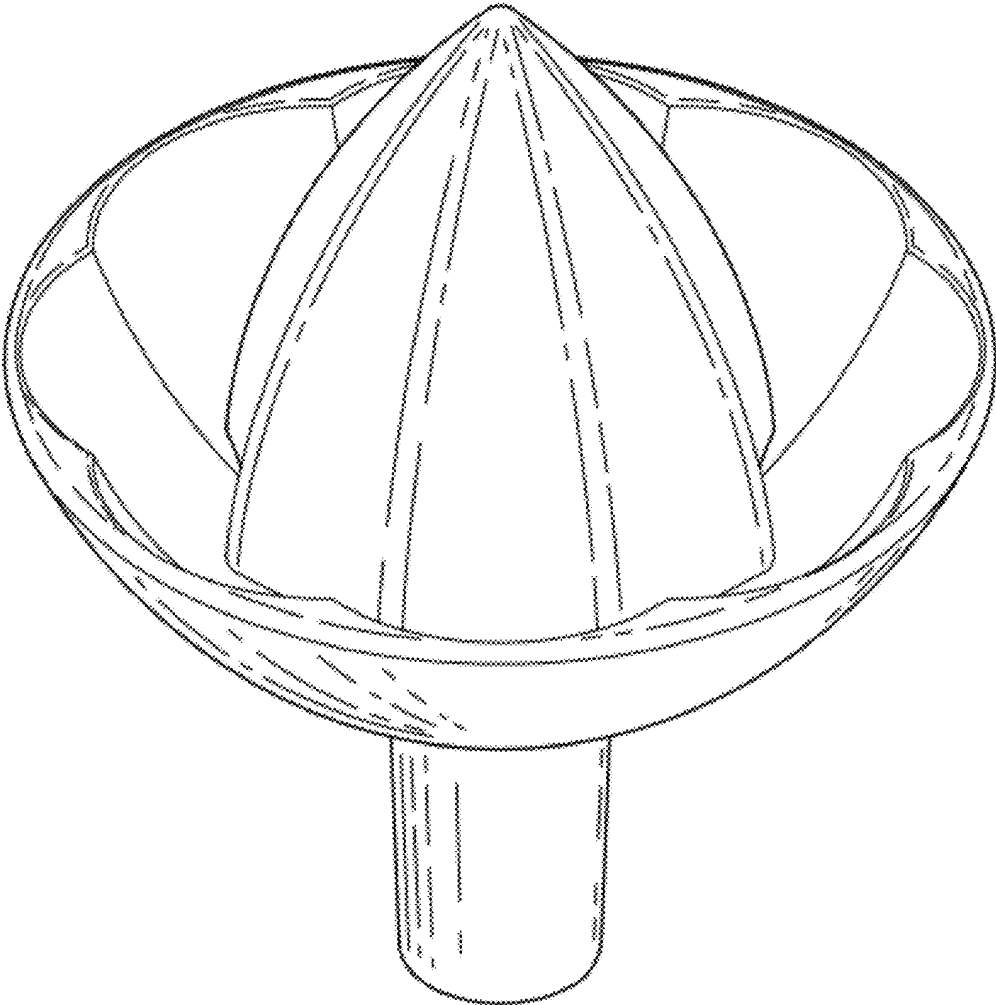


Fig. 1

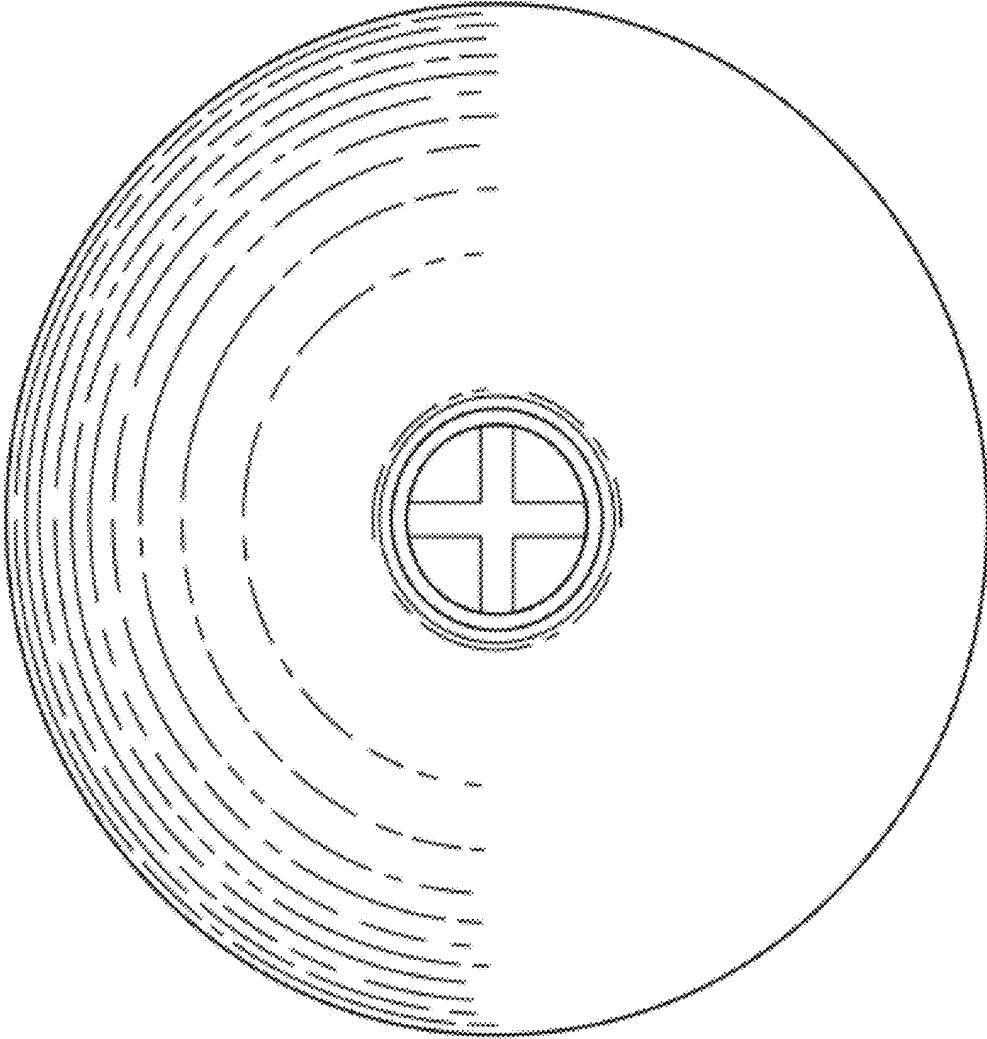


Fig. 2

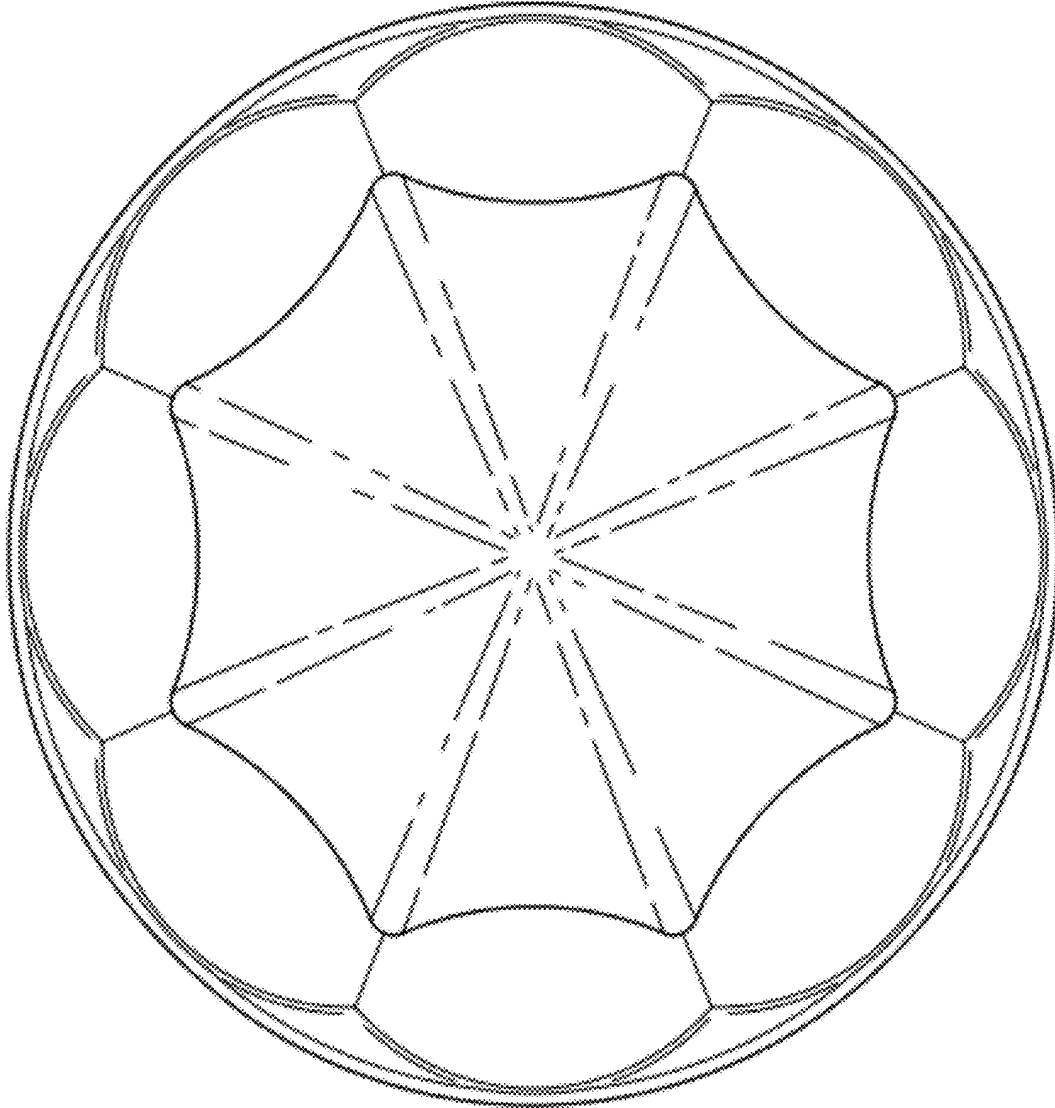


Fig. 3

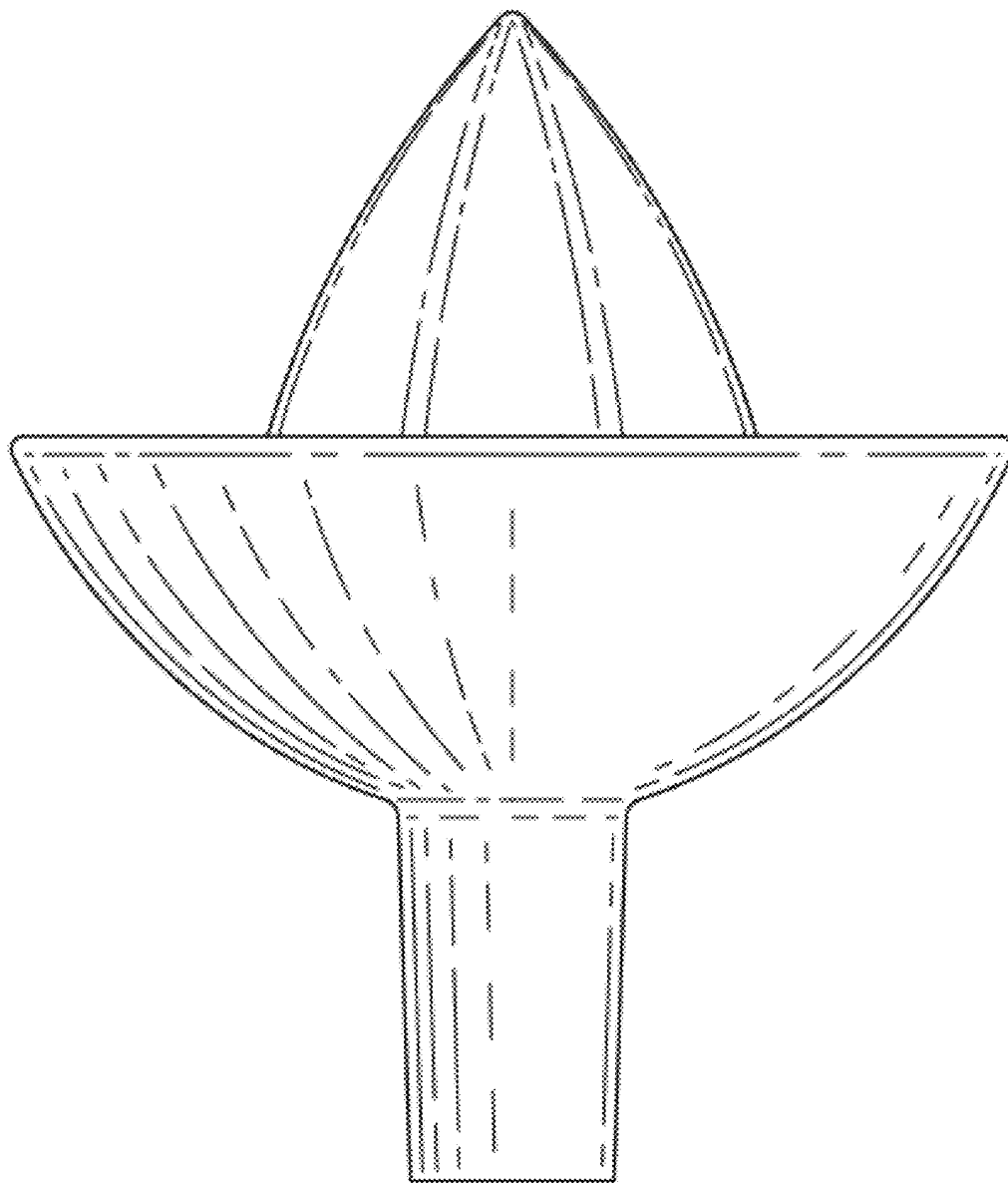


Fig. 4

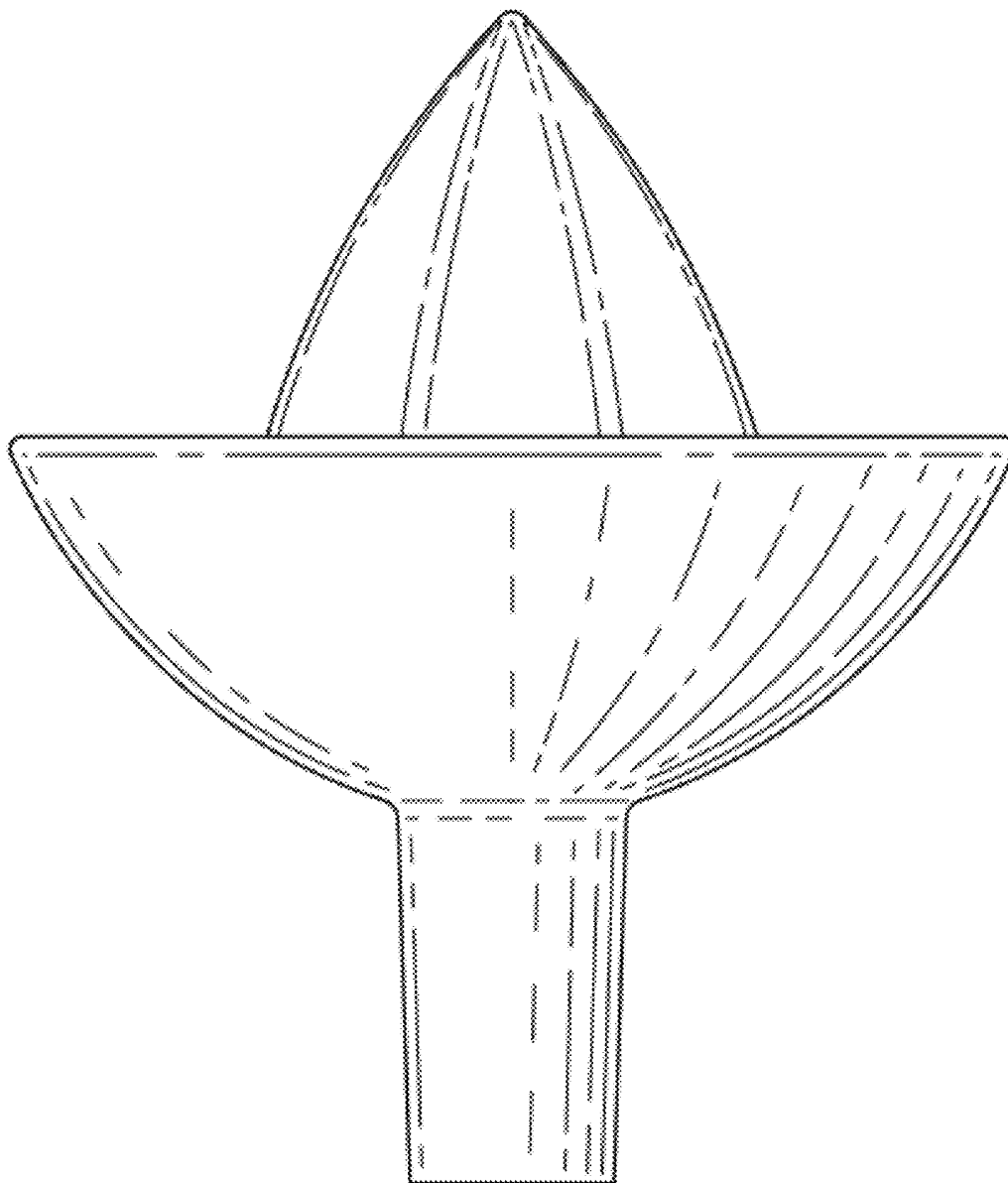


Fig. 5

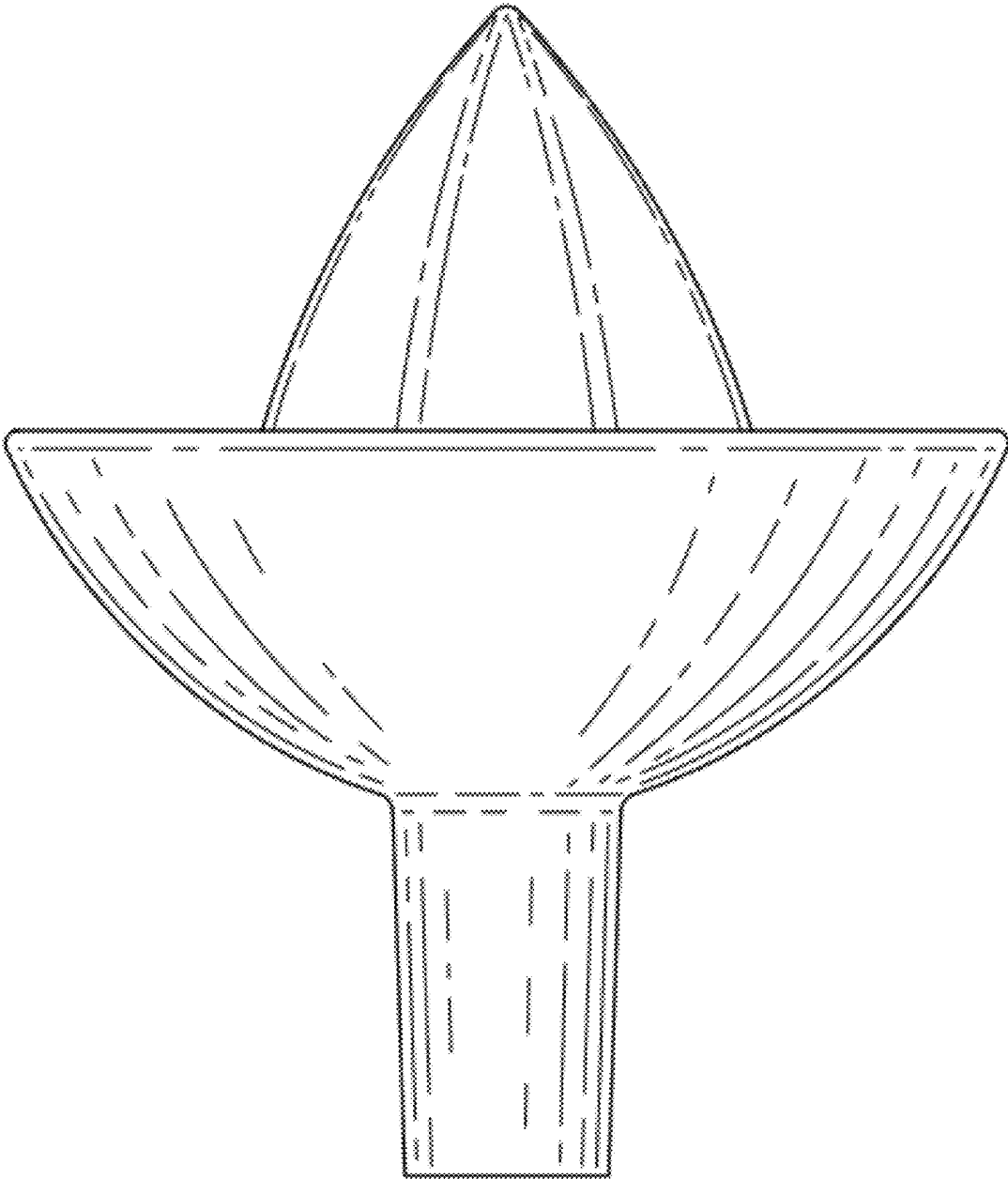


Fig. 6

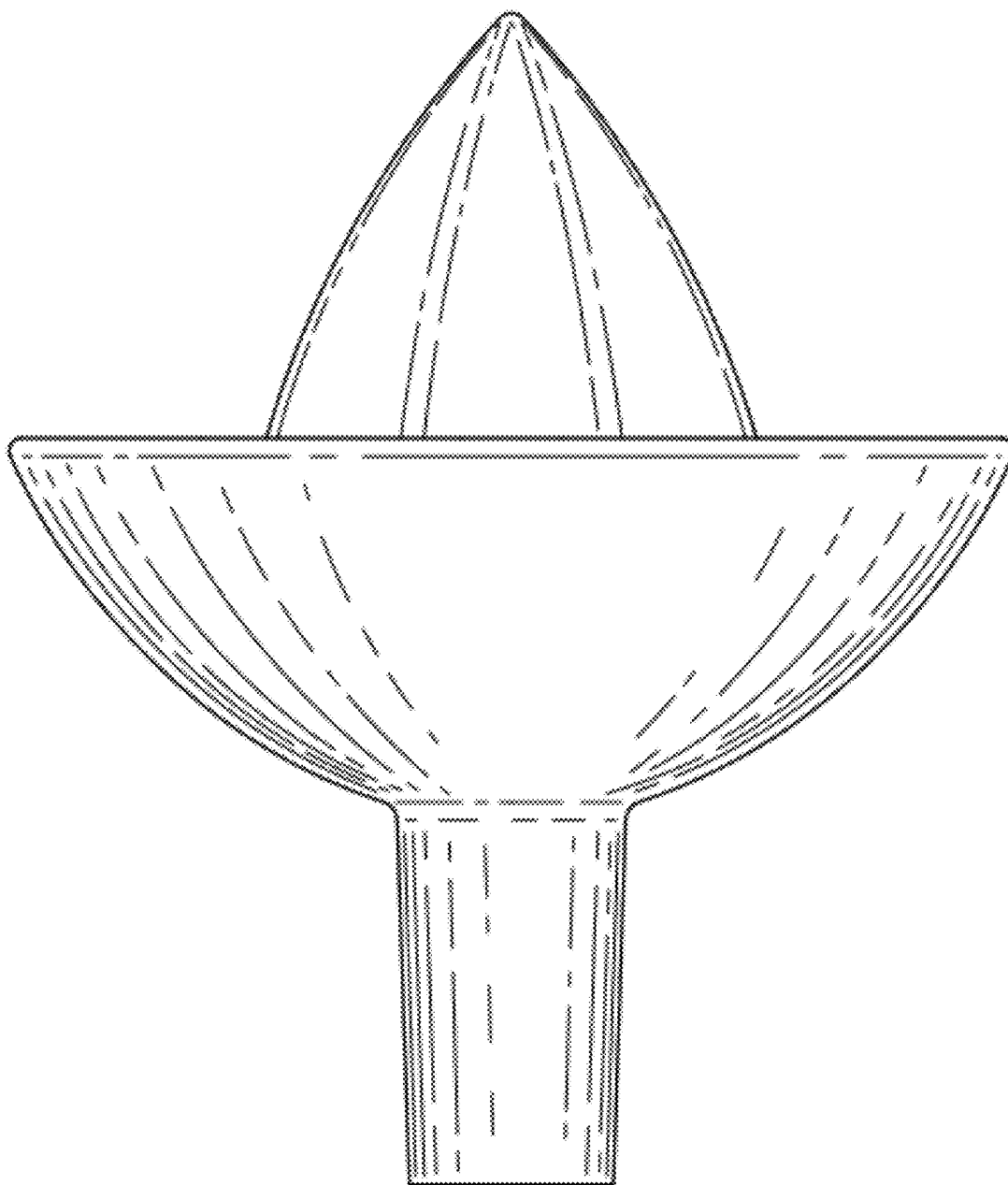


Fig. 7