



US00D673750S

(12) **United States Design Patent**  
**Quan**

(10) **Patent No.:** **US D673,750 S**

(45) **Date of Patent:** **\*\* Jan. 1, 2013**

(54) **STEP TRASH CAN**

(75) Inventor: **David Quan**, Toronto (CA)

(73) Assignee: **Umbra LLC**, Buffalo, NY (US)

(\*\*) Term: **14 Years**

(21) Appl. No.: **29/404,914**

(22) Filed: **Oct. 26, 2011**

(51) **LOC (9) Cl.** ..... **09-09**

(52) **U.S. Cl.** ..... **D34/9**

(58) **Field of Classification Search** ..... D34/1-11;  
220/908, 908.1, 911, 262, 263

See application file for complete search history.

(56) **References Cited**

U.S. PATENT DOCUMENTS

D481,187 S *	10/2003	Sofy et al.	.....	D34/9
D488,604 S	4/2004	Yang et al.		
D518,266 S	3/2006	Yang et al.		
D521,707 S *	5/2006	Lin	.....	D34/9
D522,705 S *	6/2006	Lin	.....	D34/9
7,086,550 B2	8/2006	Yang et al.		
D540,001 S *	4/2007	Zimmerman	.....	D34/9
D561,420 S *	2/2008	Lin	.....	D34/9
D568,571 S *	5/2008	Lin	.....	D34/9
D578,266 S	10/2008	Yang et al.		

D584,469 S	1/2009	Yang et al.		
D615,270 S	5/2010	Yang et al.		
D623,819 S	9/2010	Yang et al.		
D631,221 S *	1/2011	Yang et al.	.....	D34/9
2008/0245794 A1 *	10/2008	Escobar et al.	.....	220/263
2010/0193518 A1 *	8/2010	Tontarelli	.....	220/263
2011/0220655 A1 *	9/2011	Yang et al.	.....	220/495.09

\* cited by examiner

*Primary Examiner* — Cynthia Ramirez

(74) *Attorney, Agent, or Firm* — Simpson & Simpson, PLLC

(57) **CLAIM**

The ornamental design for a step trash can, as shown and described.

**DESCRIPTION**

FIG. 1 is a front perspective view of the present invention step trash can;

FIG. 2 is a front elevational view of the invention;

FIG. 3 is a rear elevational view of the invention;

FIG. 4 is a top plan view of the invention bottom;

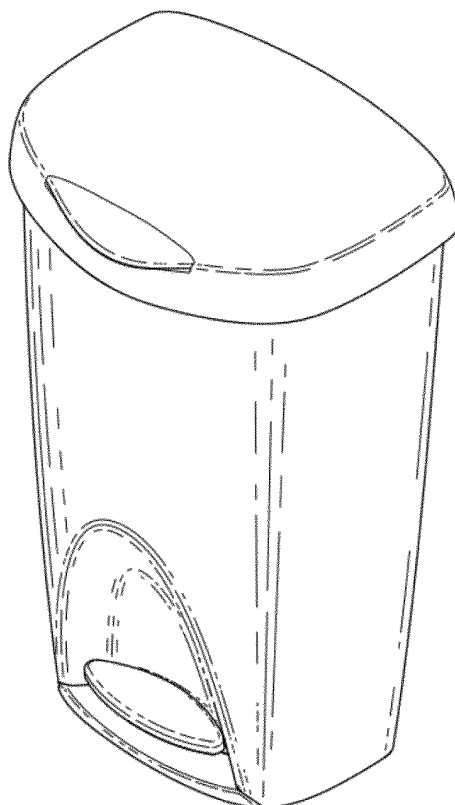
FIG. 5 is a bottom plan view of the invention;

FIG. 6 is a left side elevational view of the invention; and,

FIG. 7 is a right side elevational view of the invention.

The portions of the trash can shown in broken lines form no part of the claimed design.

**1 Claim, 6 Drawing Sheets**



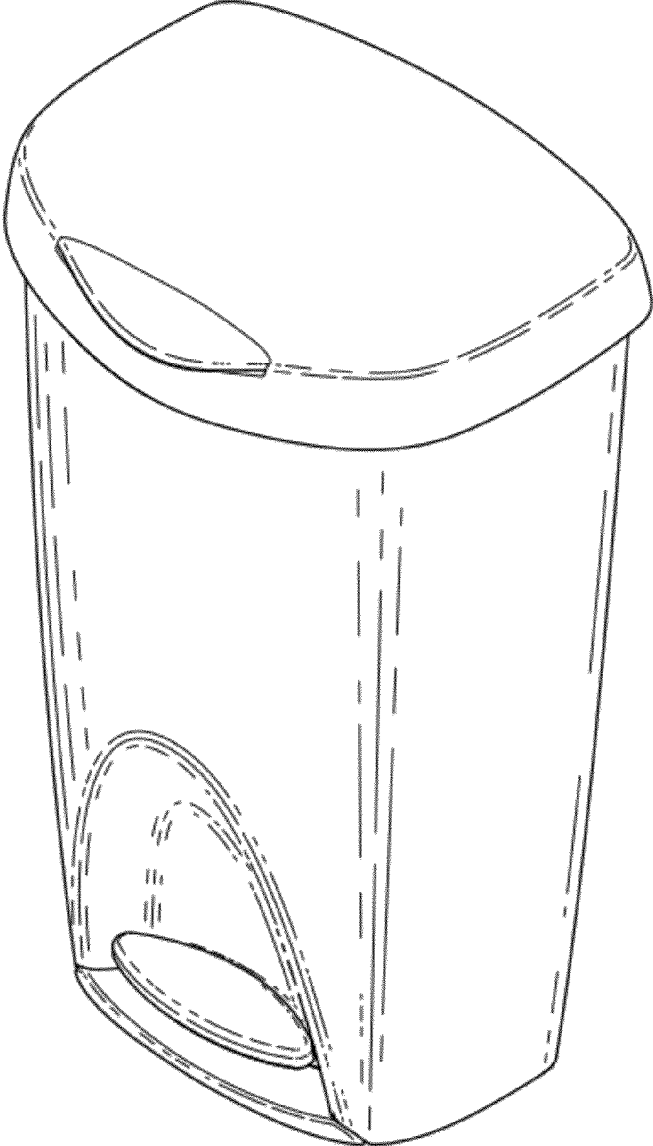


Fig. 1

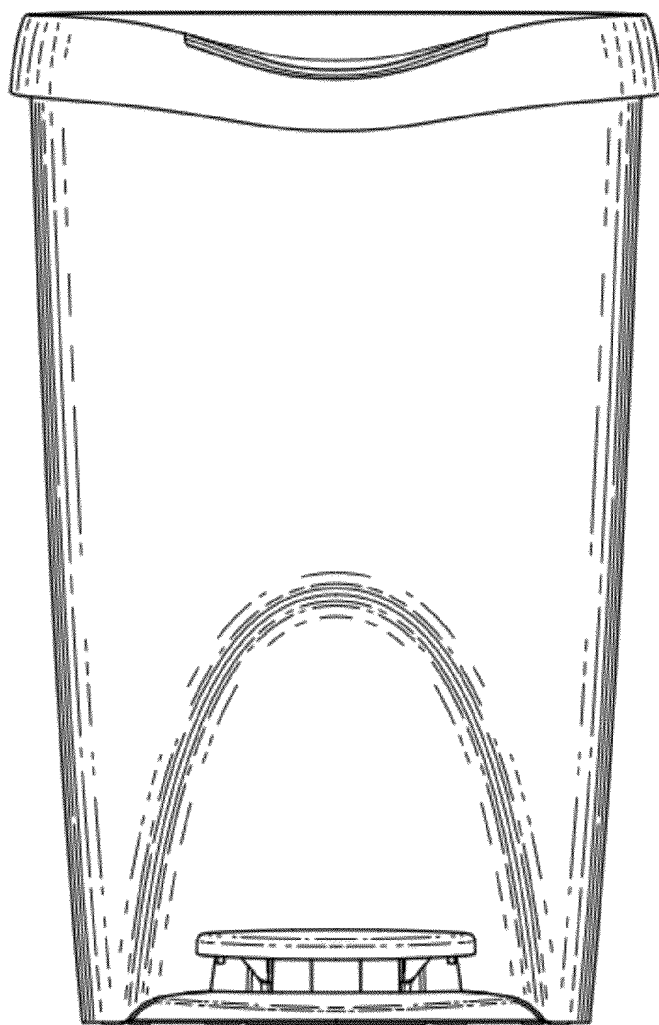


Fig. 2

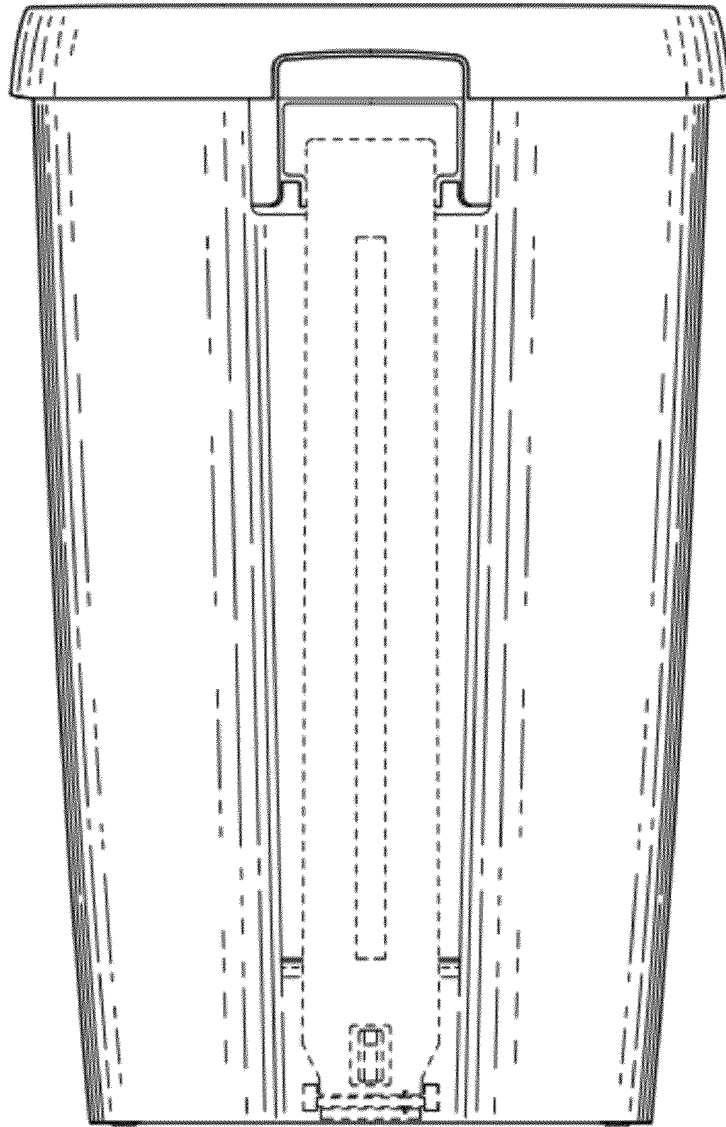


Fig. 3

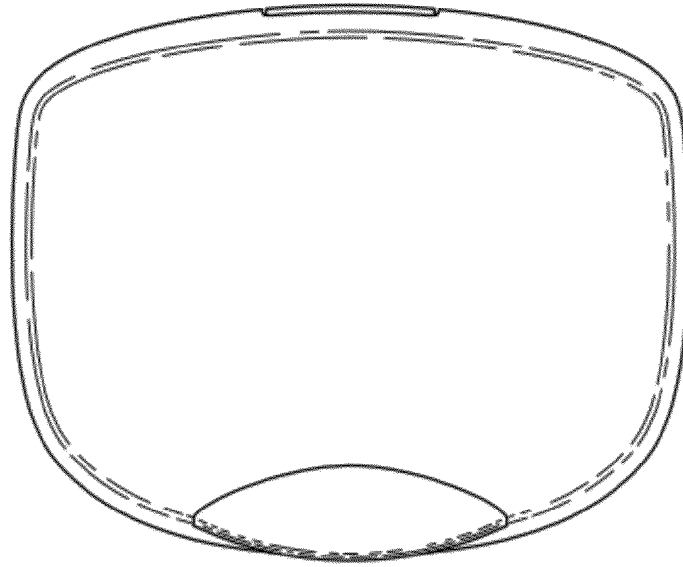


Fig. 4

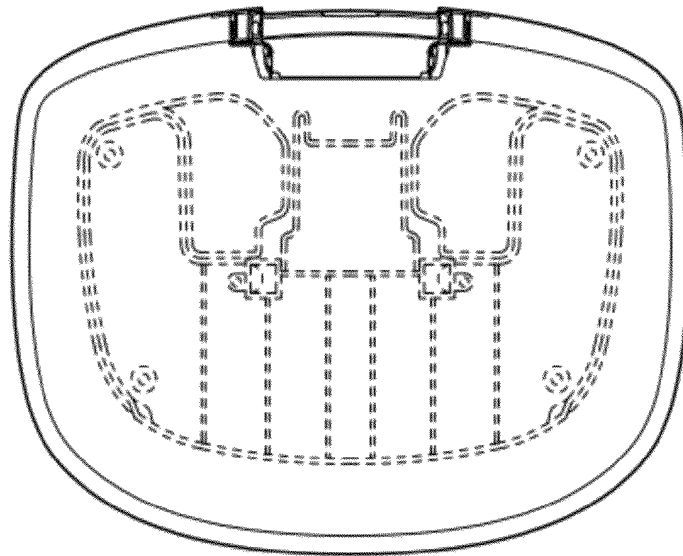


Fig. 5

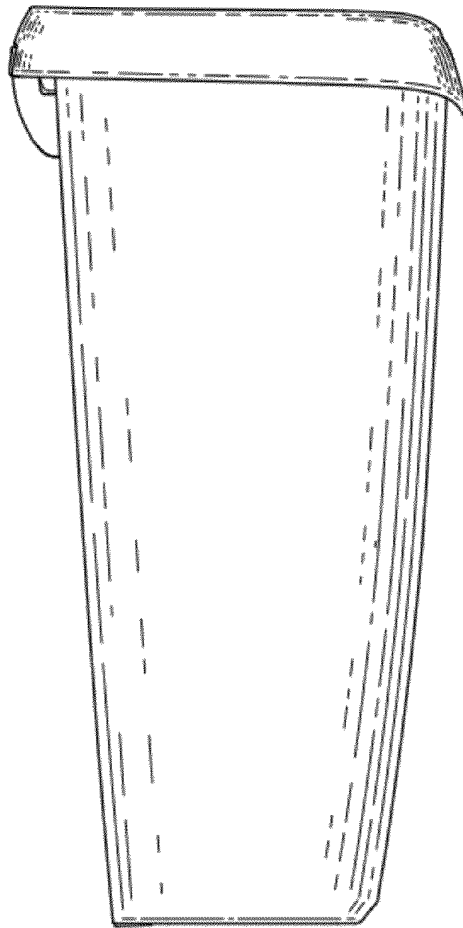


Fig. 6

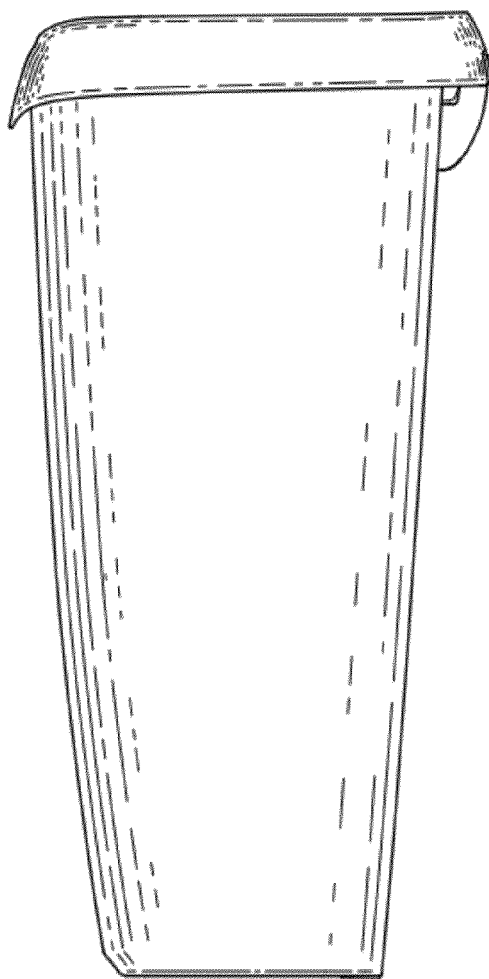


Fig. 7