



US00D682589S

(12) **United States Design Patent**
Cheng

(10) **Patent No.:** **US D682,589 S**

(45) **Date of Patent:** **** May 21, 2013**

(54) **LIQUID DISPENSER**

D663,983 S * 7/2012 Yang et al. D6/542
D665,610 S * 8/2012 Kanfer et al. D6/542
D674,636 S * 1/2013 Yang et al. D6/542

(75) Inventor: **Dennis Cheng**, Richmond Hill (CA)

* cited by examiner

(73) Assignee: **Umbra LLC**, Buffalo, NY (US)

Primary Examiner — Brian N Vinson

(**) Term: **14 Years**

(74) *Attorney, Agent, or Firm* — Simpson & Simpson, PLLC

(21) Appl. No.: **29/416,817**

(57) **CLAIM**

(22) Filed: **Mar. 27, 2012**

The ornamental design for a liquid dispenser, as shown and described.

(51) **LOC (9) Cl.** **23-02**

(52) **U.S. Cl.**
USPC **D6/542**

(58) **Field of Classification Search** D6/542-545;
D9/682, 688, 690, 291, 448, 449; 221/282;
222/14, 173, 146.3, 628, 251, 181.1, 181.3
See application file for complete search history.

DESCRIPTION

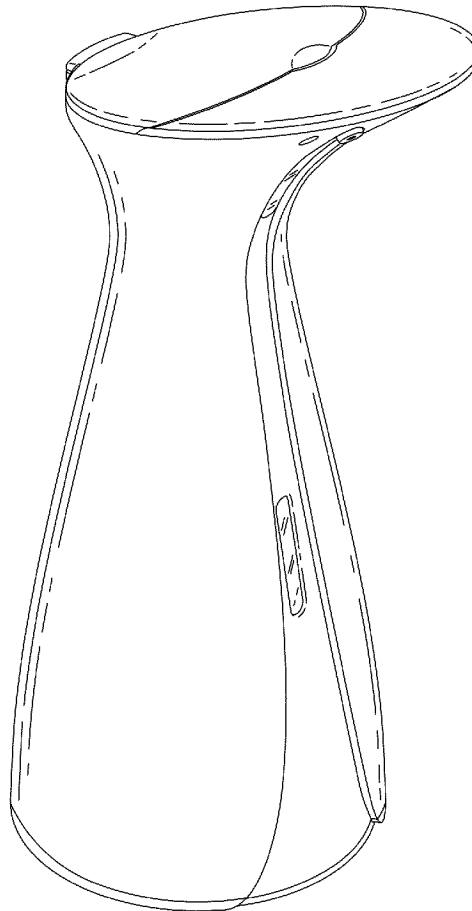
FIG. 1 is a front top perspective view of the present invention liquid dispenser;
FIG. 2 is a front elevational view of the liquid dispenser;
FIG. 3 is a rear elevational view of the liquid dispenser;
FIG. 4 is a left side elevational view of the liquid dispenser;
FIG. 5 is a right side elevational view of the liquid dispenser;
FIG. 6 is a top plan view of the liquid dispenser; and,
FIG. 7 is a bottom plan view of the liquid dispenser.
The broken lines in the drawings depict environmental subject matter only and form no part of the claimed design.

(56) **References Cited**

U.S. PATENT DOCUMENTS

D332,739	S	*	1/1993	Petschek	D6/542
D531,440	S	*	11/2006	Lo	D6/542
D622,526	S	*	8/2010	Dai	D6/542
D635,808	S	*	4/2011	DeBretton Gordon	D6/542
D661,149	S	*	6/2012	Yang et al.	D6/542

1 Claim, 6 Drawing Sheets



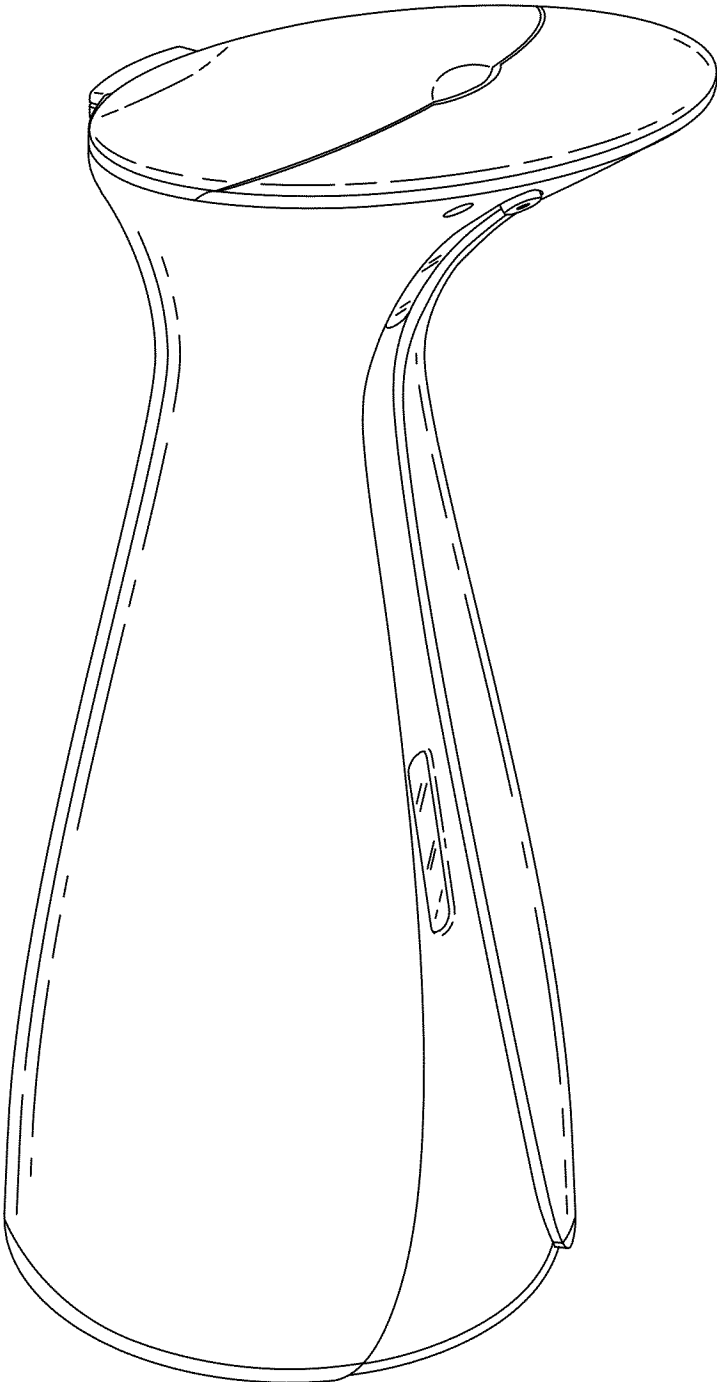


Fig. 1

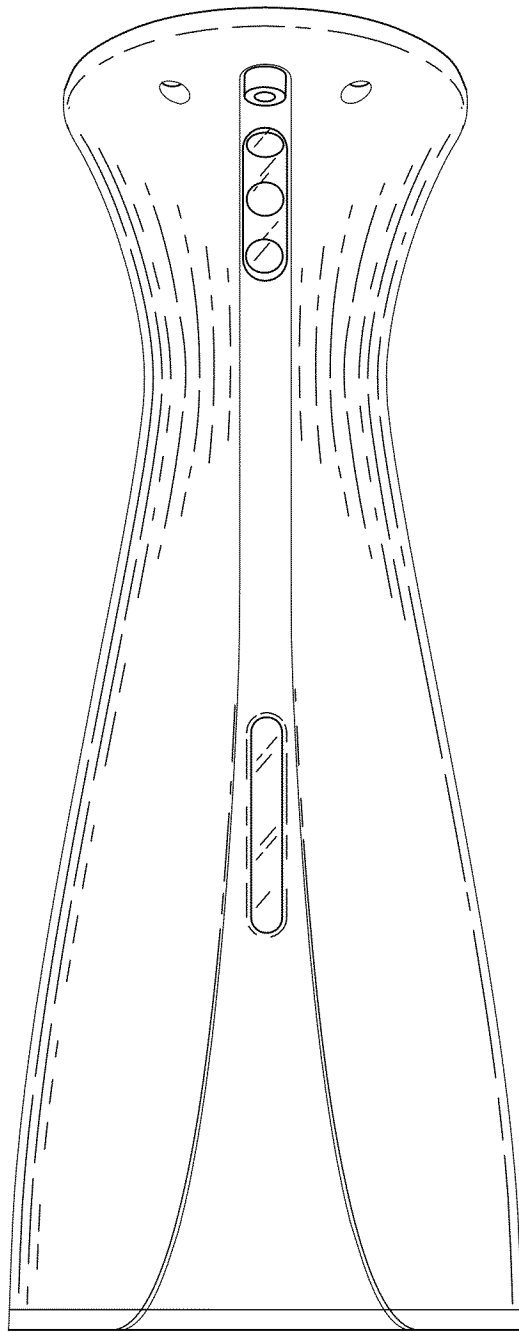


Fig. 2

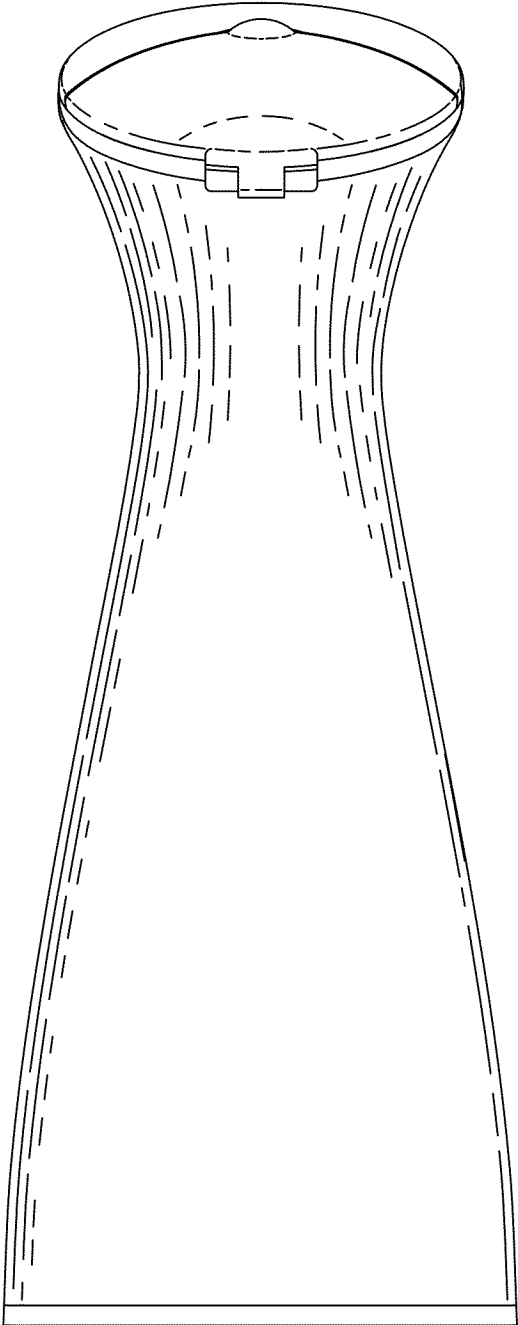


Fig. 3

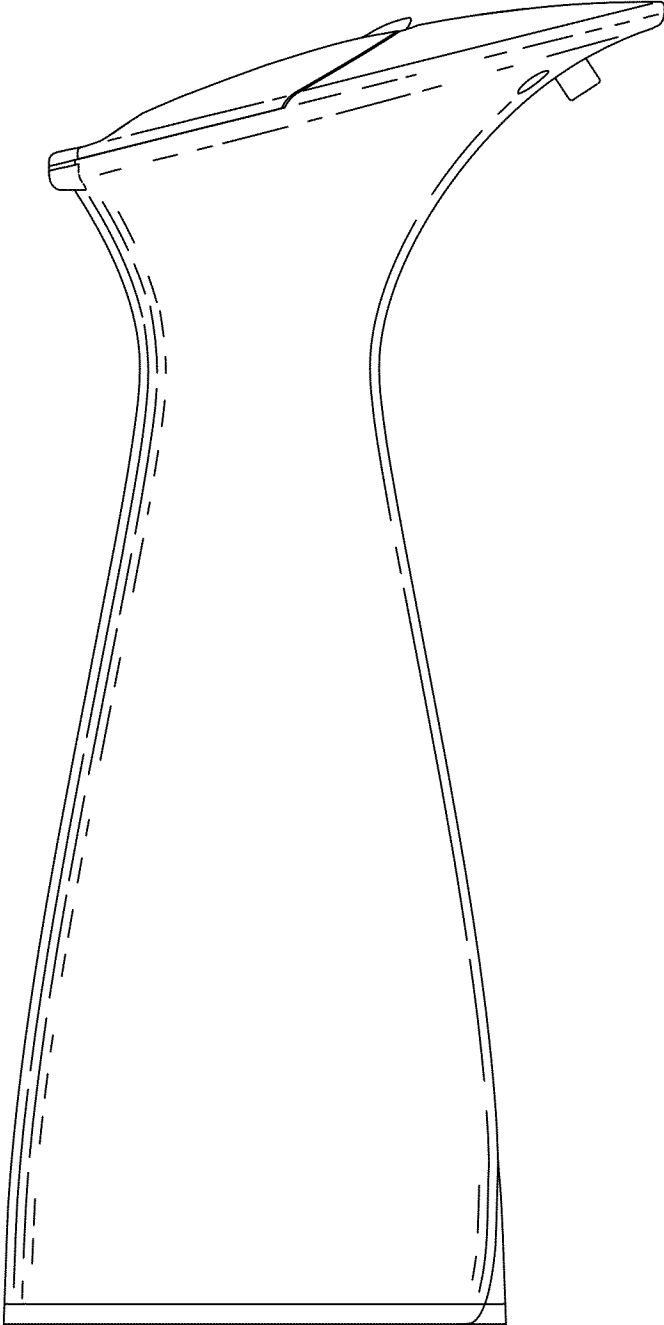


Fig. 4

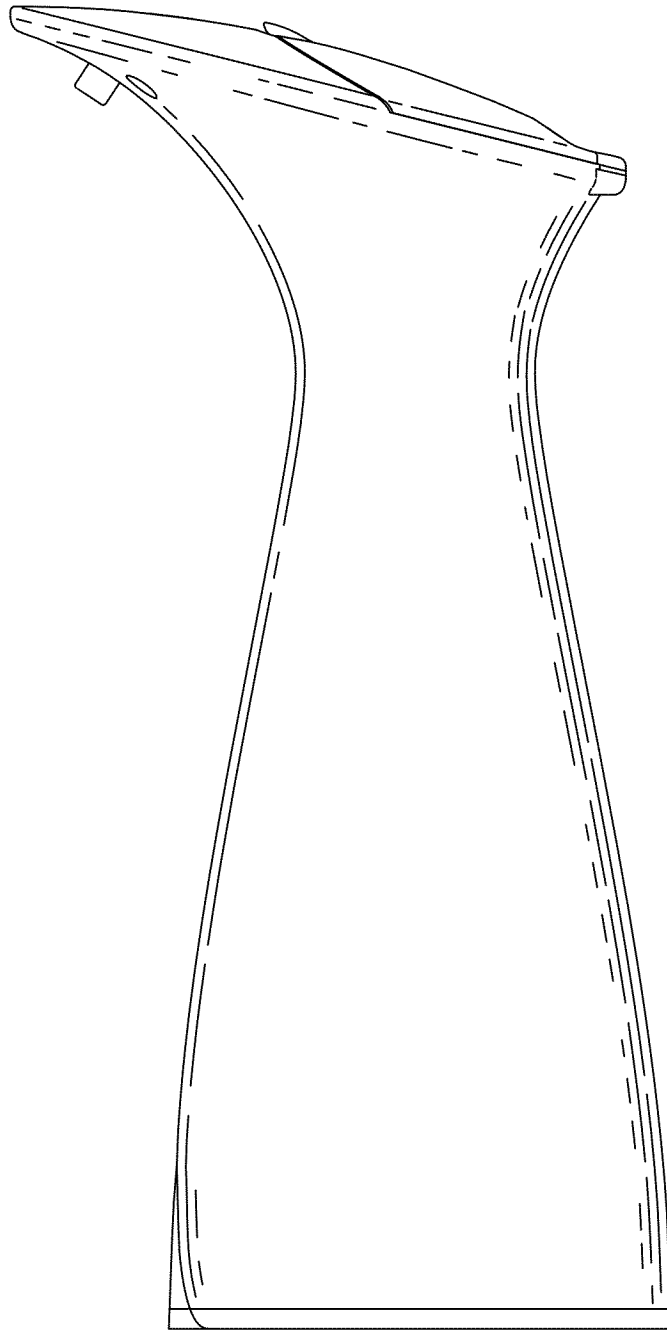


Fig. 5

Fig. 6

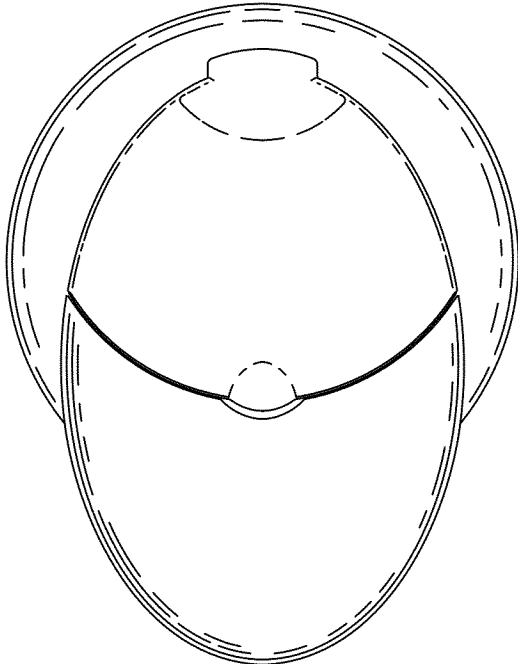


Fig. 7

