



(12) **United States Design Patent**  
**Murphy**

(10) **Patent No.:** **US D714,074 S**

(45) **Date of Patent:** **\*\* Sep. 30, 2014**

- (54) **ROLLED PRODUCT DISPENSER**
- (71) Applicant: **Umbra LLC**, Buffalo, NY (US)
- (72) Inventor: **Jordan Murphy**, Toronto (CA)
- (73) Assignee: **Umbra LLC**, Buffalo, NY (US)

*Primary Examiner* — Brian N Vinson  
 (74) *Attorney, Agent, or Firm* — Simpson & Simpson, PLLC

- (\*\*) Term: **14 Years**
- (21) Appl. No.: **29/490,730**
- (22) Filed: **May 13, 2014**
- (51) **LOC (10) Cl.** ..... **20-02**
- (52) **U.S. Cl.**  
USPC ..... **D6/521**
- (58) **Field of Classification Search**  
USPC ..... D6/518–523; 206/389, 391; 211/13.1,  
211/59.1, 45, 890.1; 242/570, 590, 597.7;  
248/309.1, 309.2  
See application file for complete search history.

(57) **CLAIM**  
 The ornamental design for a rolled product dispenser, as shown and described.

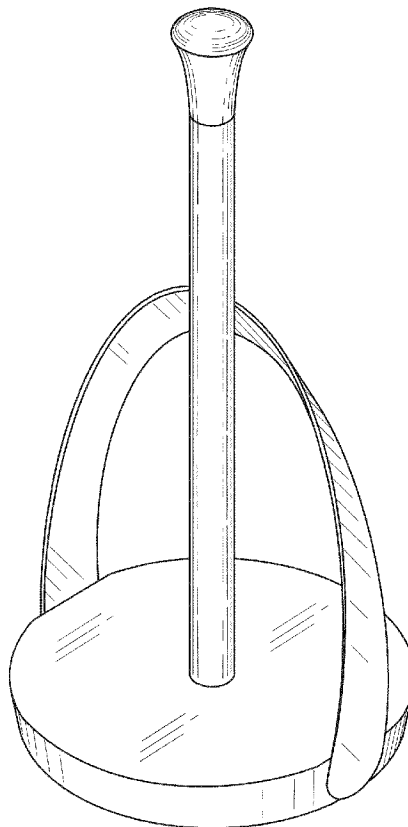
- (56) **References Cited**  
U.S. PATENT DOCUMENTS  
D438,737 S \* 3/2001 Goodman et al. .... D6/522  
D479,072 S \* 9/2003 Duncan et al. .... D6/522  
D563,130 S \* 3/2008 Griffith et al. .... D6/521

**DESCRIPTION**

FIG. 1 is a front perspective view of a rolled product dispenser of the present invention;  
 FIG. 2 is a front elevational view of the invention shown in FIG. 1;  
 FIG. 3 is a rear elevational view of the invention shown in FIG. 1;  
 FIG. 4 is a left side elevational view of the invention shown in FIG. 1;  
 FIG. 5 is a right side elevational view of the invention shown in FIG. 1;  
 FIG. 6 is a top plan view of the invention shown in FIG. 1; and,  
 FIG. 7 is a bottom plan view of the invention shown in FIG. 1.

**1 Claim, 6 Drawing Sheets**

\* cited by examiner



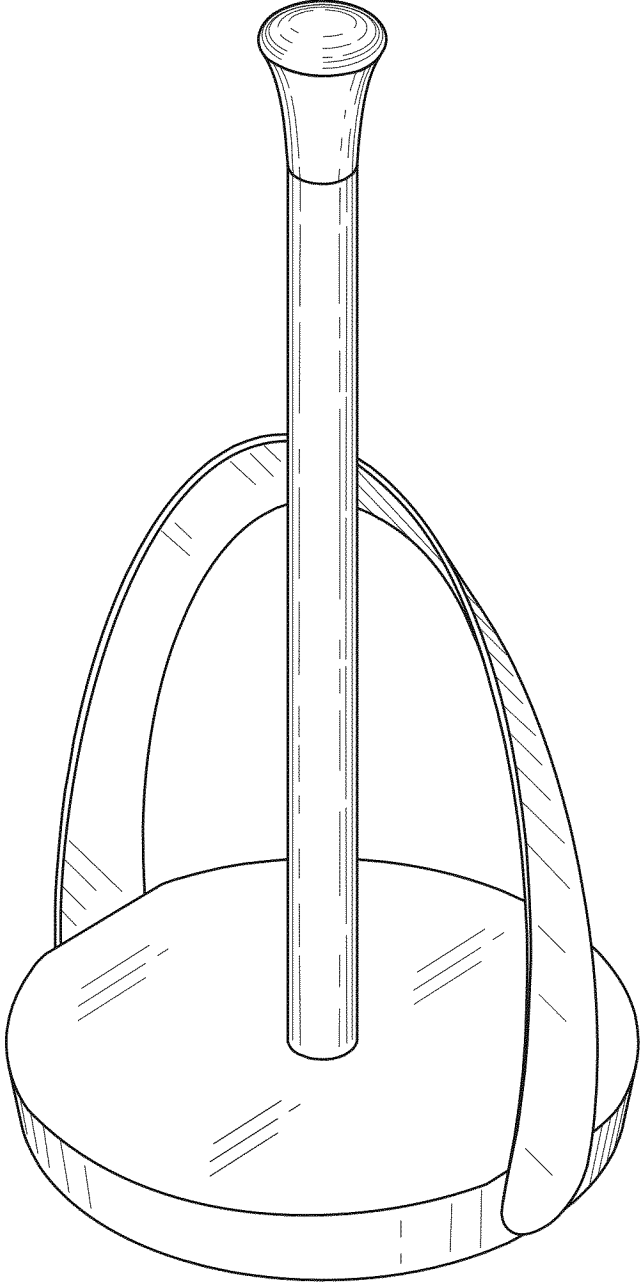


Fig. 1

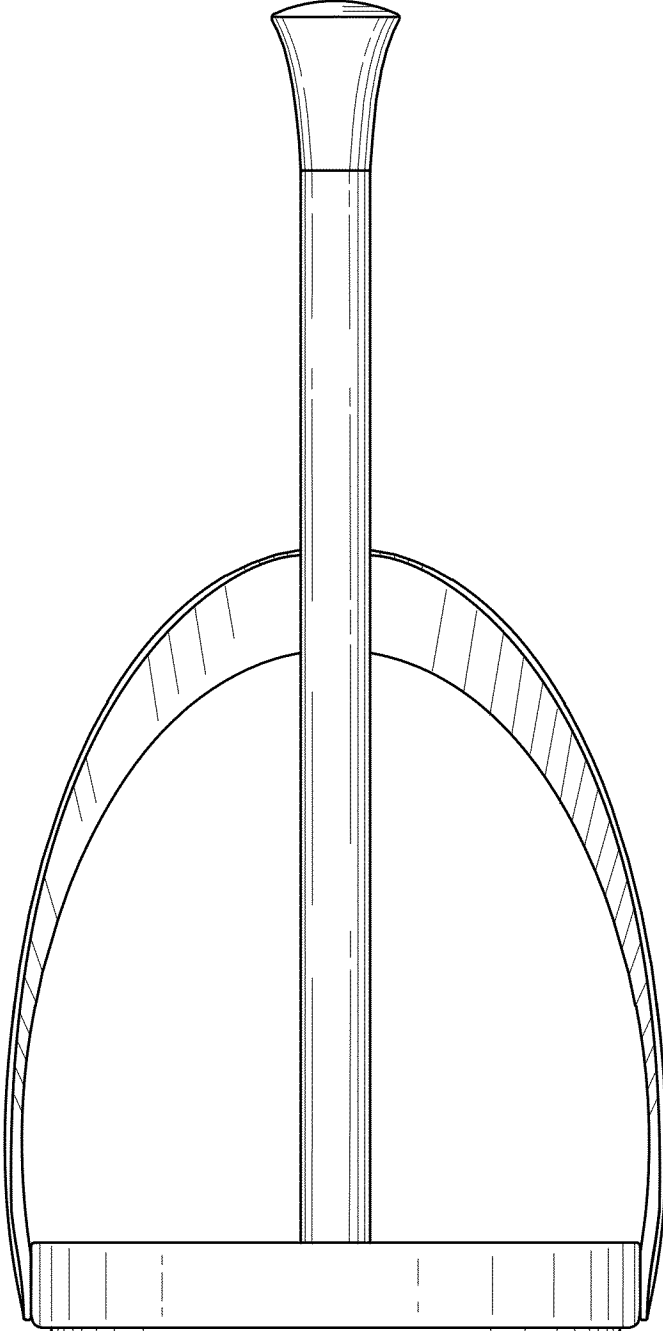


Fig. 2

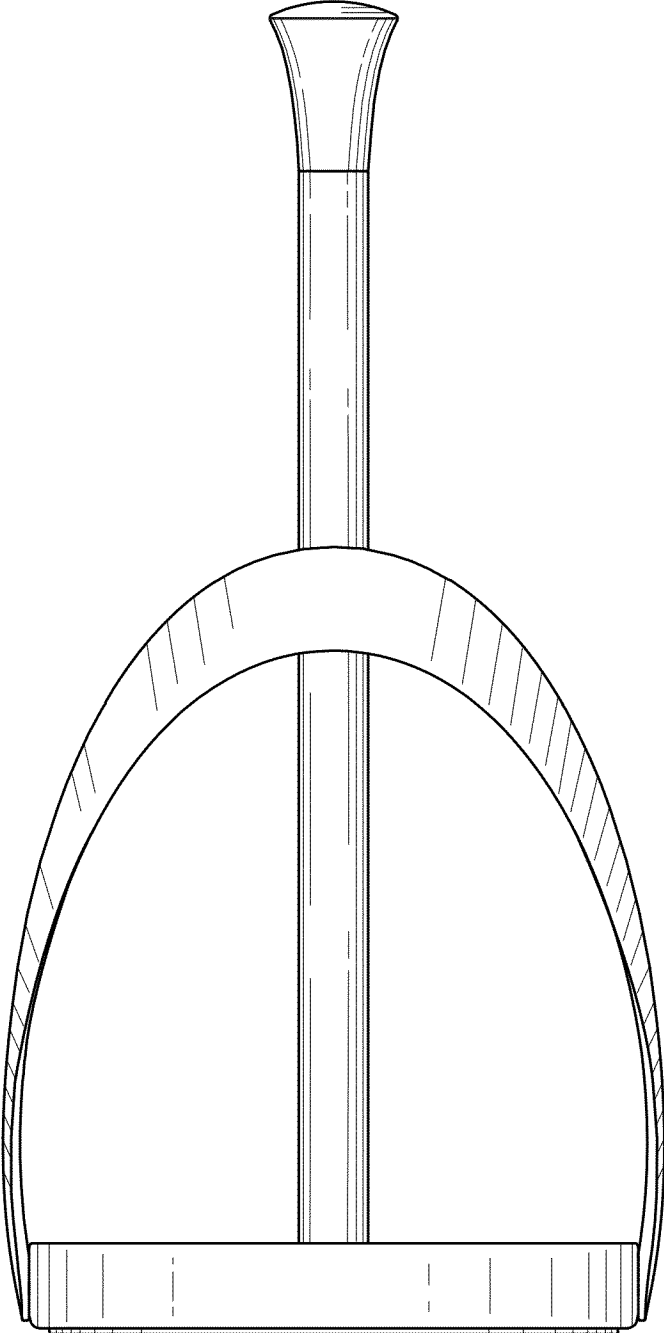


Fig. 3

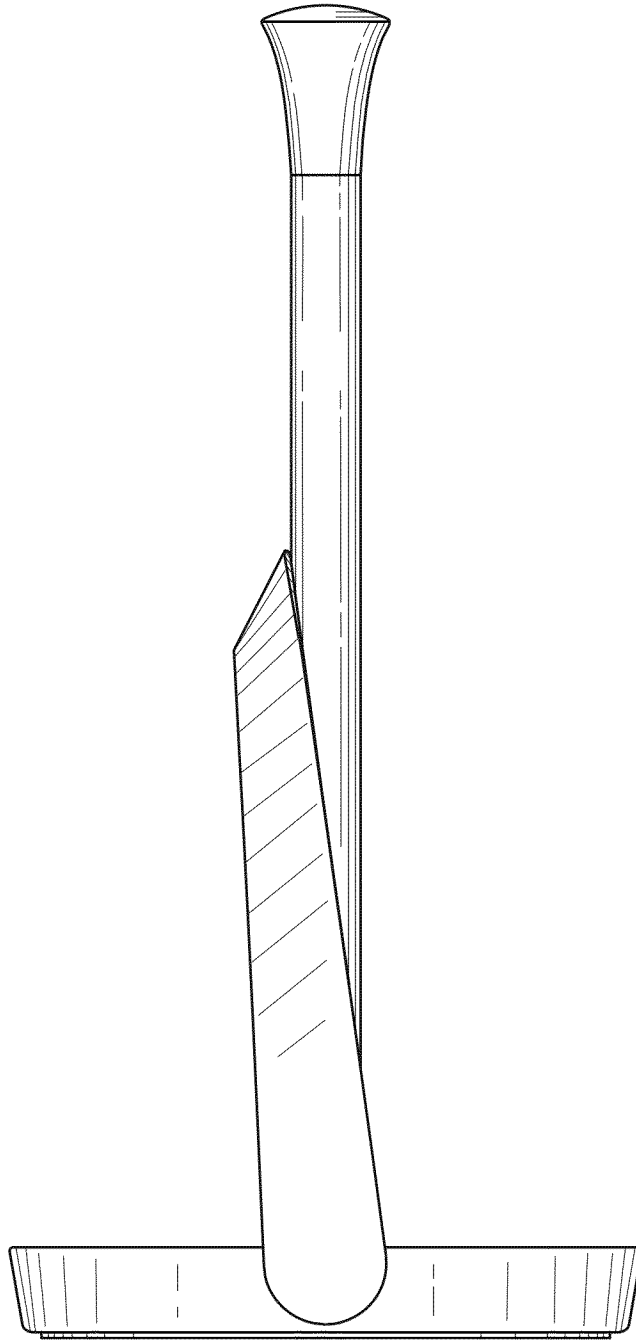


Fig. 4

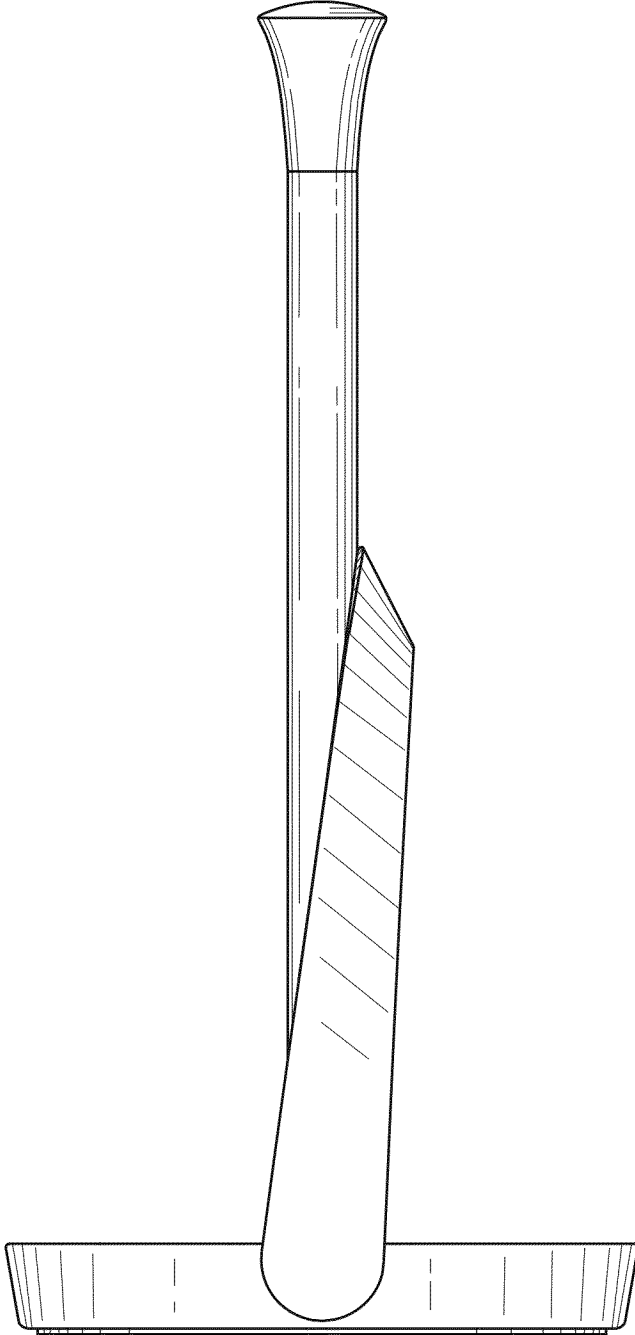


Fig. 5

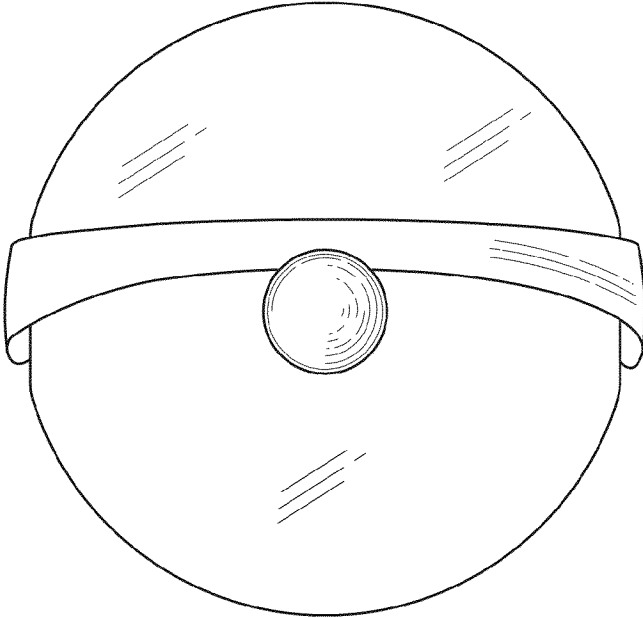


Fig. 6

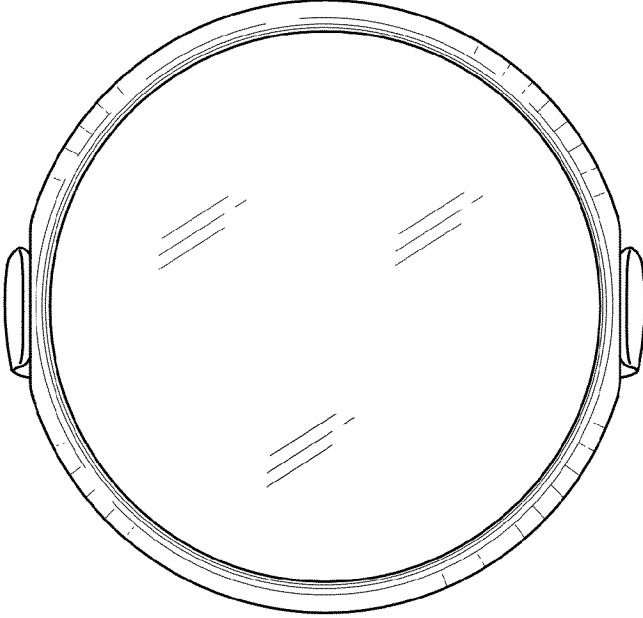


Fig. 7