



US00D720153S

(12) **United States Design Patent**  
**Murphy**

(10) **Patent No.:** **US D720,153 S**

(45) **Date of Patent:** **\*\* Dec. 30, 2014**

(54) **ROLLED PRODUCT DISPENSER**

(71) Applicant: **Umbra LLC**, Buffalo, NY (US)

(72) Inventor: **Jordan Murphy**, Toronto (CA)

(73) Assignee: **Umbra LLC**, Buffalo, NY (US)

(\*\*) Term: **14 Years**

(21) Appl. No.: **29/493,256**

(22) Filed: **Jun. 6, 2014**

(51) **LOC (10) Cl.** ..... **20-02**

(52) **U.S. Cl.**  
USPC ..... **D6/521**

(58) **Field of Classification Search**  
USPC ..... D6/518-523; 206/389, 391; 211/13.1,  
211/59.1, 45, 890.1; 242/570, 590, 597.7;  
248/309.1, 309.2

See application file for complete search history.

(56) **References Cited**

**U.S. PATENT DOCUMENTS**

D530,549	S	*	10/2006	Yang et al.	.....	D6/521
D550,488	S	*	9/2007	Nip et al.	.....	D6/521
D563,130	S	*	3/2008	Griffith	.....	D6/521
D577,527	S	*	9/2008	Yu	.....	D6/521

\* cited by examiner

*Primary Examiner* — Brian N Vinson

(74) *Attorney, Agent, or Firm* — Simpson & Simpson, PLLC

(57) **CLAIM**

The ornamental design for a rolled product dispenser, as shown and described.

**DESCRIPTION**

FIG. 1 is a front perspective view of a rolled product dispenser of the present invention;

FIG. 2 is a front elevational view of the invention shown in FIG. 1;

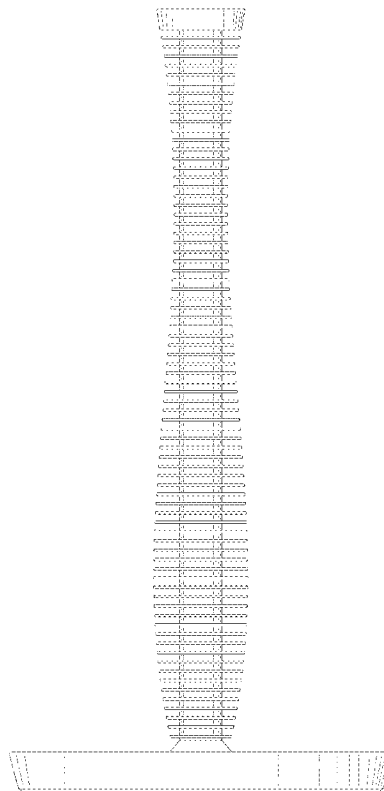
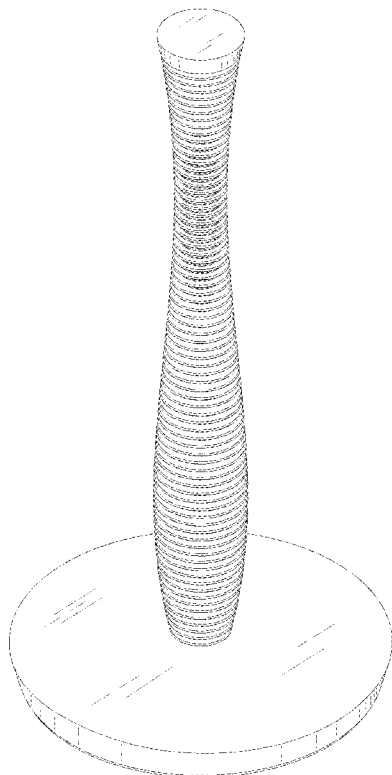
FIG. 3 is a rear elevational view of the invention shown in FIG. 1;

FIG. 4 is a left side elevational view of the invention shown in FIG. 1;

FIG. 5 is a right side elevational view of the invention shown in FIG. 1;

FIG. 6 is a top plan view of the invention shown in FIG. 1; and,  
FIG. 7 is a bottom plan view of the invention shown in FIG. 1.

**1 Claim, 6 Drawing Sheets**



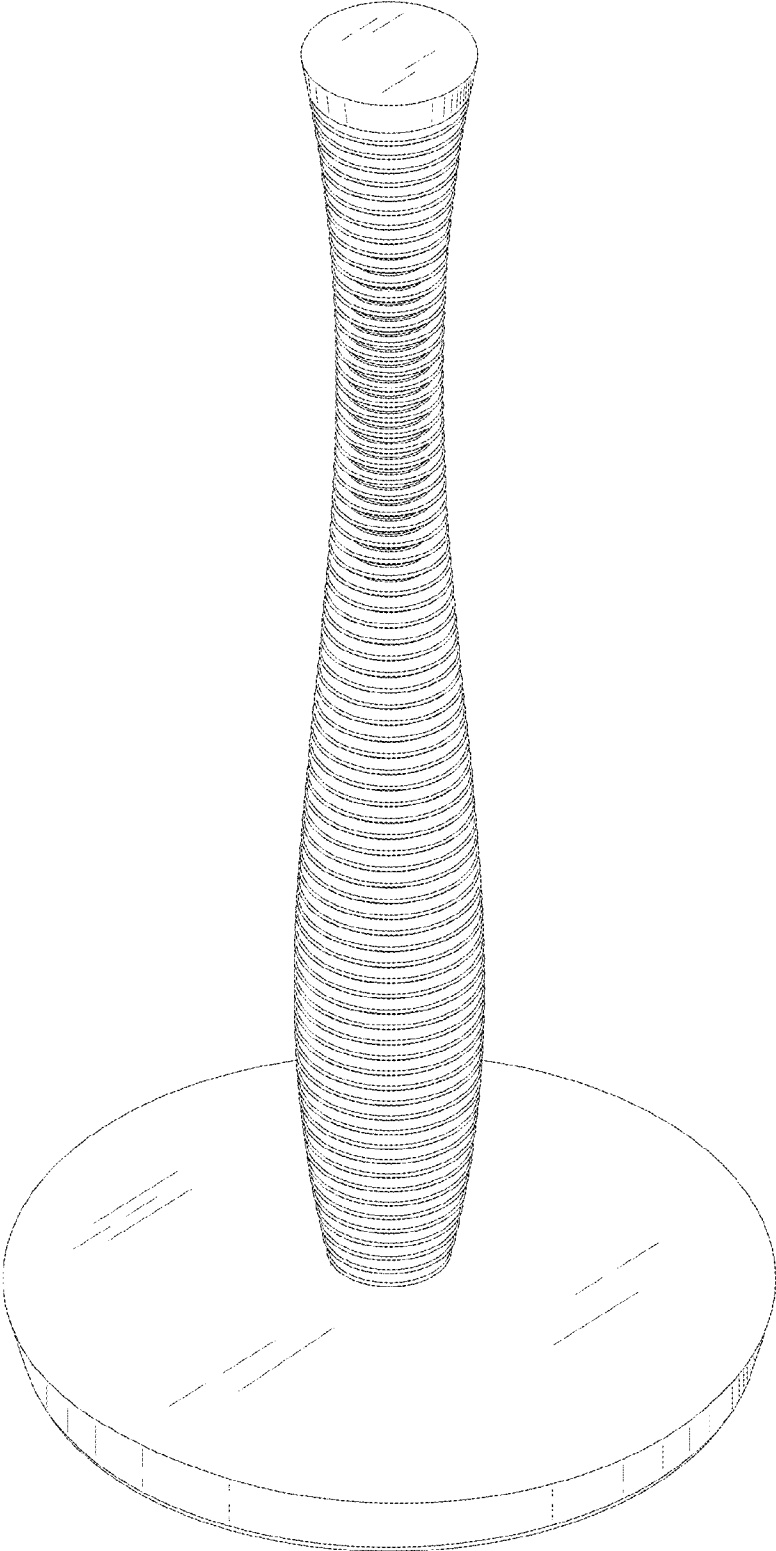


Fig. 1




Fig. 2

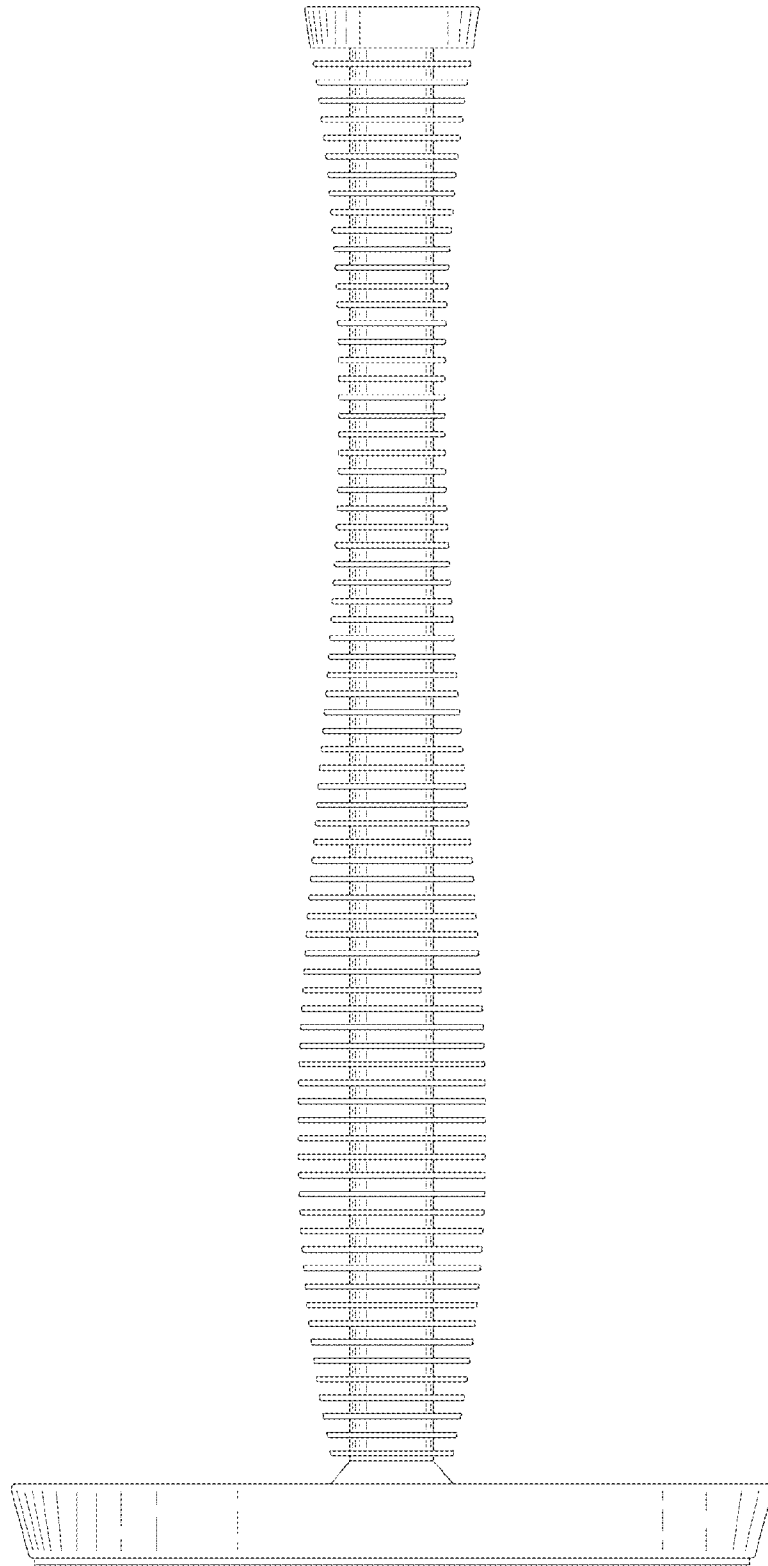


Fig. 3




Fig. 4

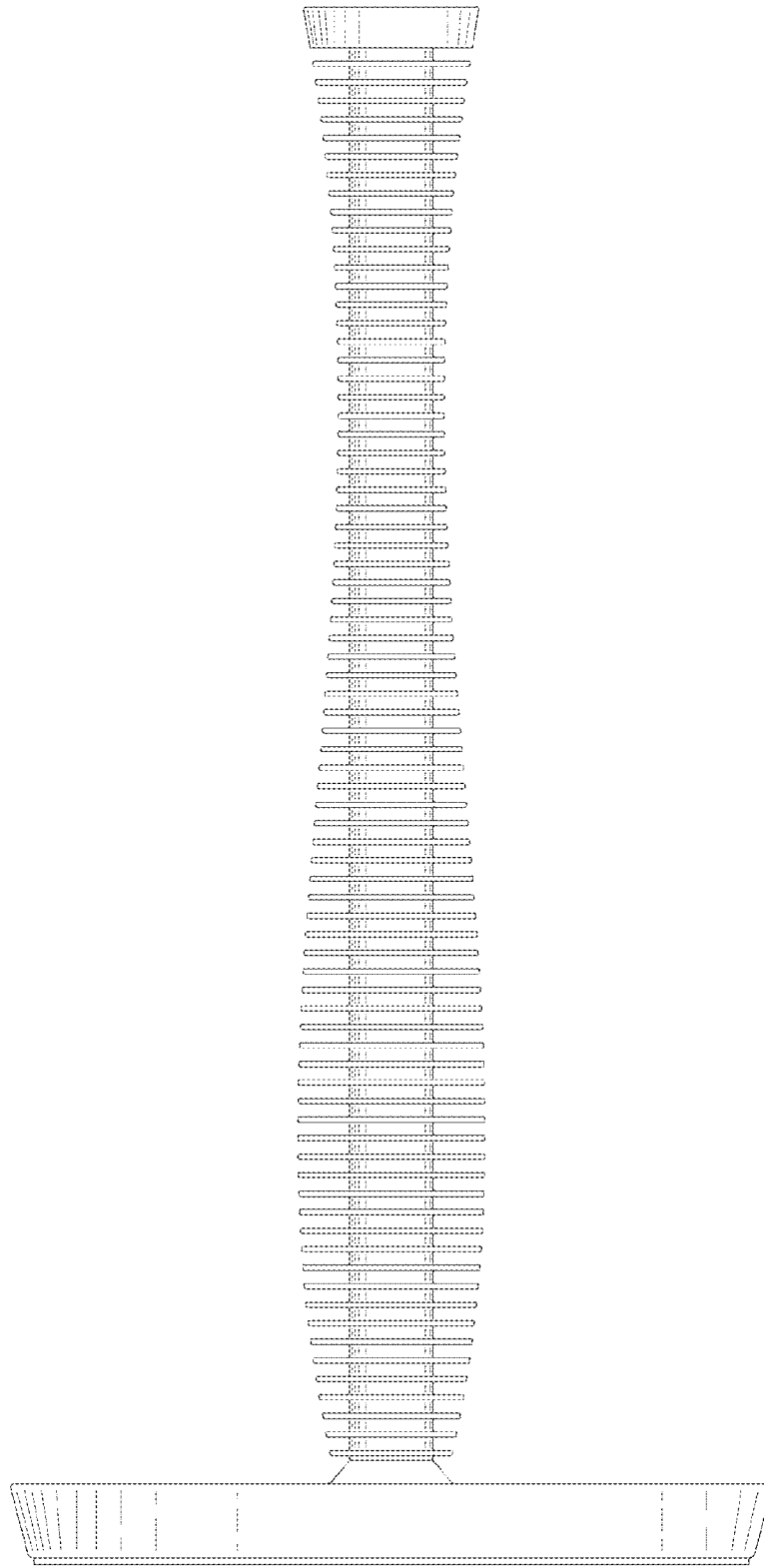


Fig. 5




Fig. 6




Fig. 7