



US00D759765S

(12) **United States Design Patent**
Hardstaff

(10) **Patent No.:** **US D759,765 S**

(45) **Date of Patent:** **** Jun. 21, 2016**

(54) **TOY ELEMENT**

(71) Applicant: **Creative Design Ideas Limited,**
Cirencester (GB)

(72) Inventor: **Richard Keith Hardstaff,** Cheltenham
(GB)

(73) Assignee: **Creative Design Ideas Limited,**
Cirencester (GB)

(**) Term: **14 Years**

(21) Appl. No.: **29/525,236**

(22) Filed: **Apr. 28, 2015**

(30) **Foreign Application Priority Data**

Oct. 29, 2014 (EP) 001424188-0006

(51) **LOC (10) Cl.** **21-01**

(52) **U.S. Cl.**
USPC **D21/489; D21/504**

(58) **Field of Classification Search**

USPC D21/333, 373, 386, 389, 404, 468, 470,
D21/471, 475, 484-505; 446/69, 85,
446/102-128; 434/167, 208, 259, 403;
273/153, 156, 160
CPC A63H 33/04; A63H 33/06; A63H 33/062;
A63H 33/08; A63H 33/086; A63H 33/088;
A63H 33/10; A63H 33/101; A63H 33/105;
A63H 33/108; A63H 33/12; A63F 9/12;
A63F 9/1224

See application file for complete search history.

(56) **References Cited**

U.S. PATENT DOCUMENTS

2,633,662 A * 4/1953 Nelson A63H 33/06
376/459
D232,856 S * 9/1974 Lary D11/131
D281,794 S * 12/1985 Short D21/489

D297,303 S * 8/1988 Finklestein D21/489
4,789,370 A * 12/1988 Ellefson A63H 33/062
446/113
4,792,319 A * 12/1988 Svagerko A63H 33/08
446/104
5,545,070 A * 8/1996 Liu A63H 33/10
446/102
D414,276 S * 9/1999 Bruno D21/488
D437,423 S * 2/2001 Lin D25/114
6,231,416 B1 * 5/2001 Clever A63H 33/105
446/108

(Continued)

OTHER PUBLICATIONS

Website: <http://www.polydron.co.uk/octoplay/octoplay-play-pack.html>, Product Page for Octoplay Play Pack, (undated), Admitted Prior Art.

Primary Examiner — Cynthia M Chin

(74) *Attorney, Agent, or Firm* — Simpson & Simpson, PLLC

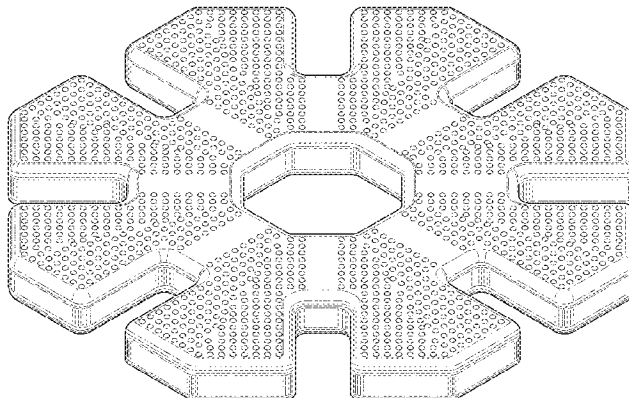
(57) **CLAIM**

The ornamental design for a toy element, as shown and described.

DESCRIPTION

FIG. 1 is a top perspective view of a toy element of the present invention;
FIG. 2 is a front elevational view of the invention shown in FIG. 1;
FIG. 3 is a rear elevational view of the invention shown in FIG. 1;
FIG. 4 is a left side elevational view of the invention shown in FIG. 1;
FIG. 5 is a right side elevational view of the invention shown in FIG. 1;
FIG. 6 is a top plan view of the invention shown in FIG. 1; and,
FIG. 7 is a bottom plan view of the invention shown in FIG. 1.
The shade lines shown in the drawing represent the three-dimensional contours of the toy element, and are not intended to indicate surface decoration.

1 Claim, 4 Drawing Sheets



US D759,765 S

Page 2

(56)

References Cited

U.S. PATENT DOCUMENTS

6,422,909 B2 *	7/2002	Clever	A63H 33/105	D588,208 S *	3/2009	Sinisi	D21/502
				446/108	D623,241 S *	9/2010	Ruble, IV	D21/488
6,899,588 B1 *	5/2005	Clever	A63H 33/088	D641,803 S *	7/2011	Kichijo	D21/488
				446/120	D730,996 S *	6/2015	Kichijo	D21/489
					2010/0009788 A1 *	1/2010	Hasbach Lugo	A63B 37/12 473/569

* cited by examiner

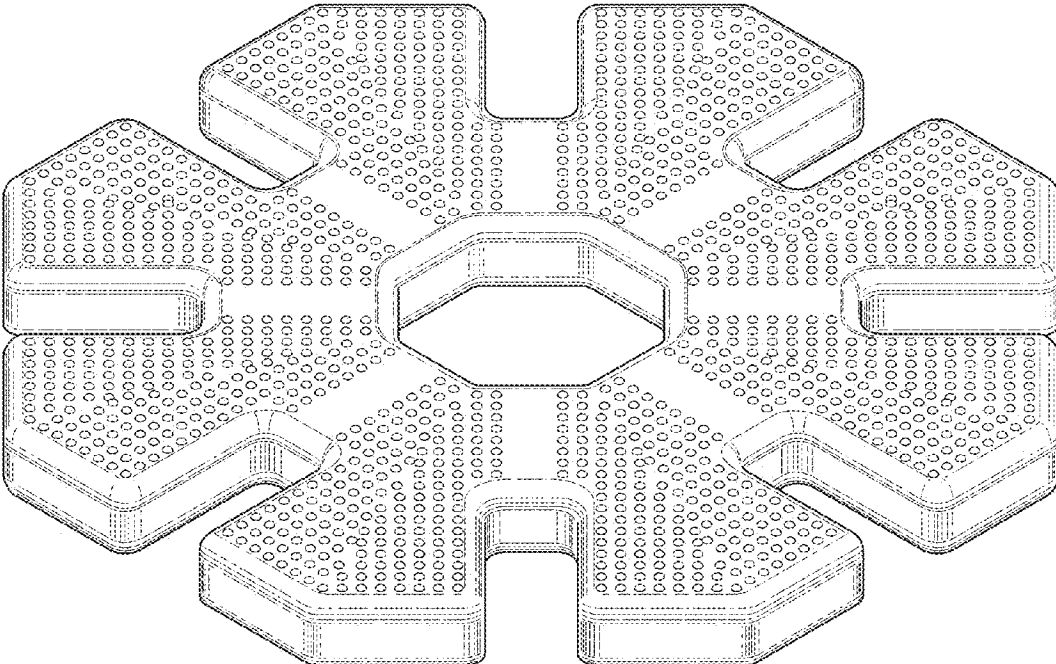


Fig. 1

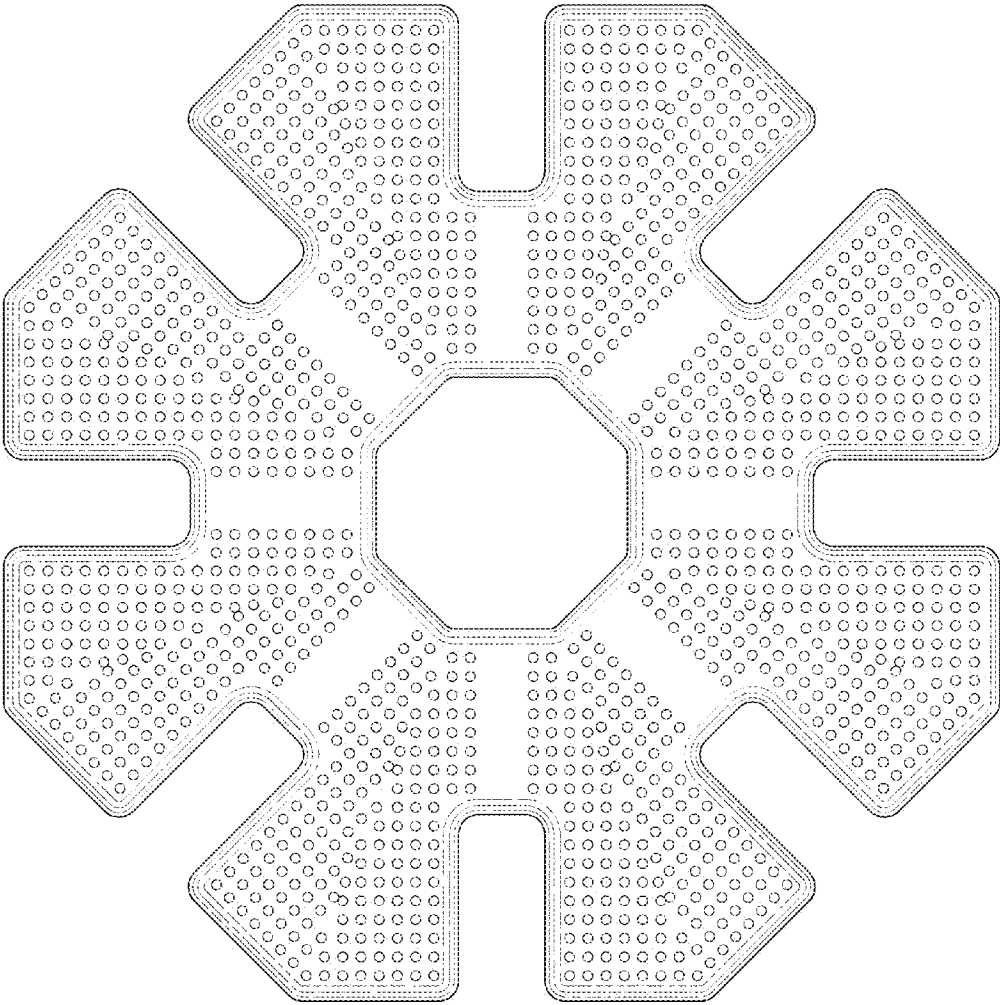


Fig. 2

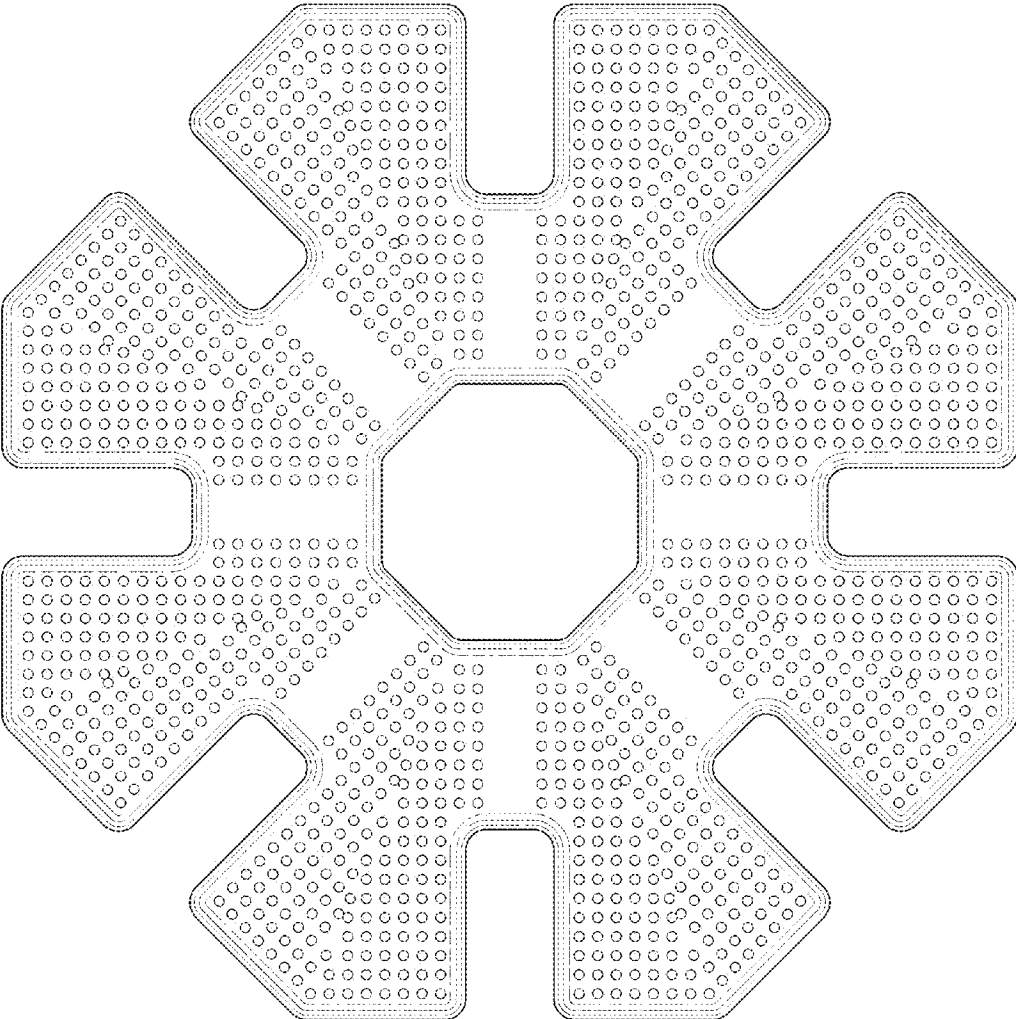


Fig. 3




Fig. 4




Fig. 5

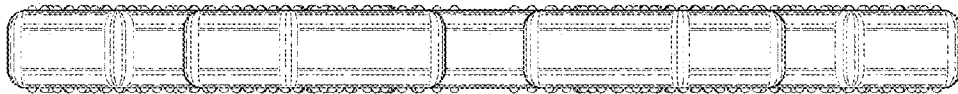


Fig. 6

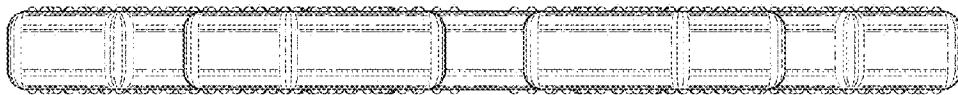


Fig. 7