



US00D764814S

(12) **United States Design Patent**  
**Park**

(10) **Patent No.:** **US D764,814 S**

(45) **Date of Patent:** **\*\* Aug. 30, 2016**

- (54) **HANGING ORGANIZER**
- (71) Applicant: **Umbra LLC**, Buffalo, NY (US)
- (72) Inventor: **Sung wook Park**, Toronto (CA)
- (73) Assignee: **Umbra LLC**, Buffalo, NY (US)

|              |      |        |            |       |             |
|--------------|------|--------|------------|-------|-------------|
| D547,579     | S *  | 7/2007 | Greiner    | ..... | D6/514      |
| D644,027     | S *  | 8/2011 | Sabounjian | ..... | D3/313      |
| D651,830     | S *  | 1/2012 | Sabounjian | ..... | D6/514      |
| D681,335     | S *  | 5/2013 | Sabounjian | ..... | D3/313      |
| 8,985,348    | B2 * | 3/2015 | Prado      | ..... | A47G 25/18  |
|              |      |        |            |       | 211/85.3    |
| 2007/0080120 | A1 * | 4/2007 | Greiner    | ..... | A47B 61/003 |
|              |      |        |            |       | 211/34      |

(\*\*) Term: **14 Years**

\* cited by examiner

(21) Appl. No.: **29/508,176**

*Primary Examiner* — Derrick Holland

*Assistant Examiner* — Lauren Calve

(22) Filed: **Nov. 4, 2014**

(74) *Attorney, Agent, or Firm* — Simpson & Simpson, PLLC

(51) **LOC (10) Cl.** ..... **06-08**

(57) **CLAIM**

(52) **U.S. Cl.**  
USPC ..... **D6/315**

The ornamental design for a hanging organizer, as shown and described.

(58) **Field of Classification Search**  
 USPC ..... D6/315–328, 513, 514, 681.1, 682.2;  
 223/85–98; 211/1, 13.1, 34–36, 85,  
 211/85.3, 90.01, 104, 188; D3/313  
 CPC . A47G 25/746; A47G 25/36; A47G 25/0685;  
 A47G 25/005; A47G 25/38; A47G 25/0664;  
 A47G 25/90; A47G 29/00; A47G 25/56;  
 A47F 7/08; A47F 5/0006; A47F 7/00; A47F  
 7/19; A47F 7/24; A47F 5/10; A47F 5/0043;  
 A47B 61/04; A47B 96/027; A47B 61/003;  
 A47B 87/0207; A47B 47/00; A47B 45/00  
 See application file for complete search history.

**DESCRIPTION**

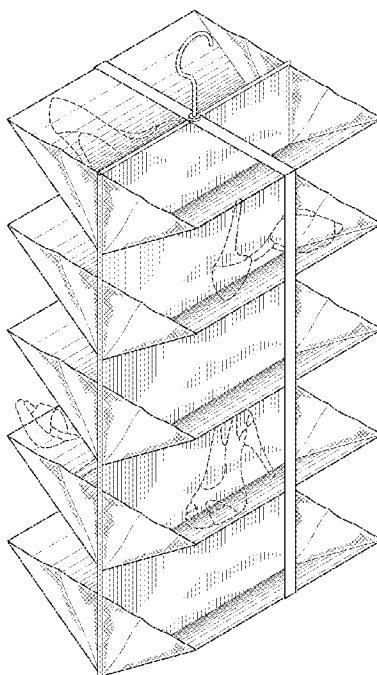
FIG. 1 is a front top perspective view of a hanging organizer of the present invention shown in environmental use;  
 FIG. 2 is a front elevational view of the invention shown in FIG. 1;  
 FIG. 3 is a rear elevational view of the invention shown in FIG. 1;  
 FIG. 4 is a right side elevational view of the invention shown in FIG. 1;  
 FIG. 5 is a left side elevational view of the invention shown in FIG. 1;  
 FIG. 6 is a top plan view of the invention shown in FIG. 1; and,  
 FIG. 7 is a bottom plan view of the invention shown in FIG. 1.  
 The broken lines shown represent unclaimed subject matter and form no part of the claimed design.

(56) **References Cited**

U.S. PATENT DOCUMENTS

|          |     |         |        |       |        |
|----------|-----|---------|--------|-------|--------|
| D168,545 | S * | 1/1953  | Huch   | ..... | D6/315 |
| D197,146 | S * | 12/1963 | Fisher | ..... | D6/315 |

**1 Claim, 6 Drawing Sheets**



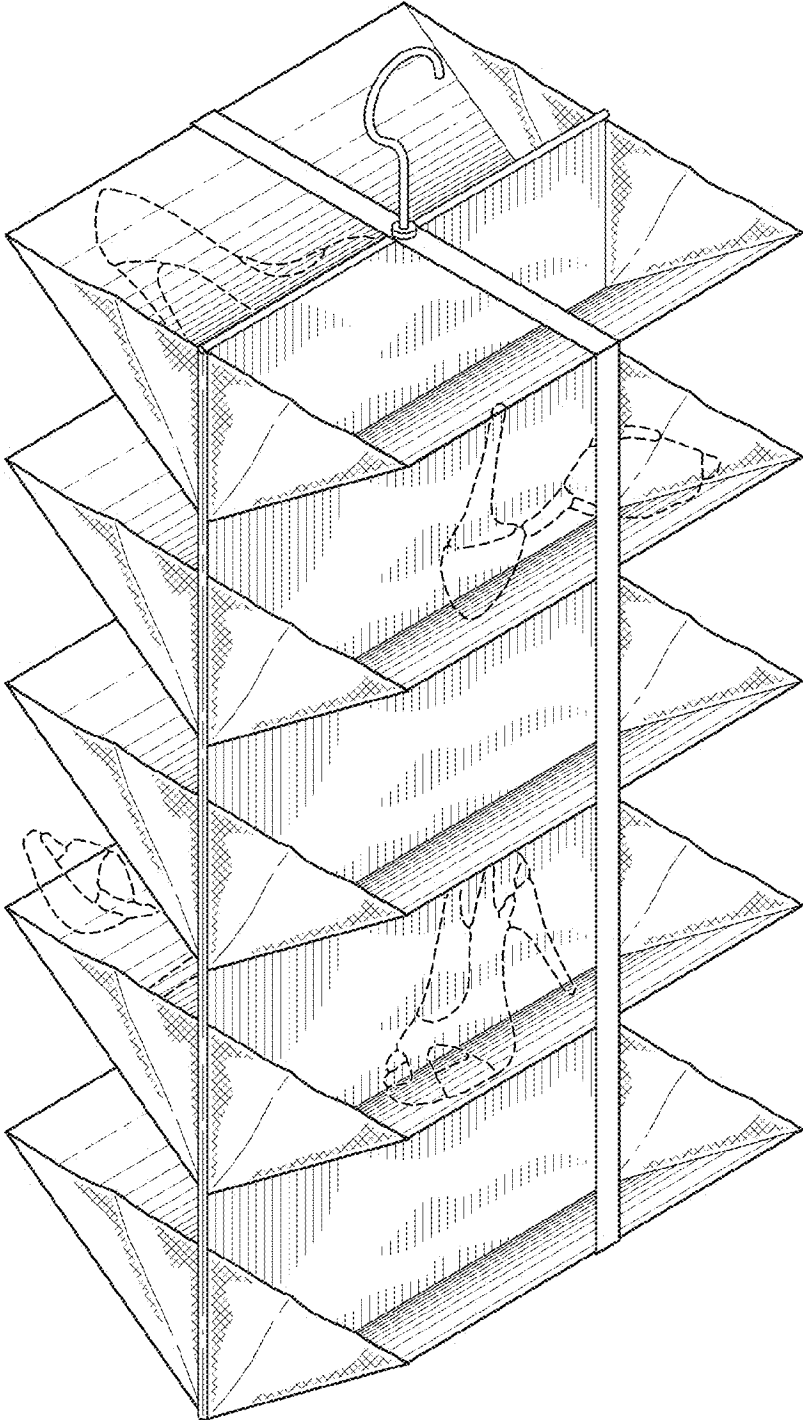


Fig. 1

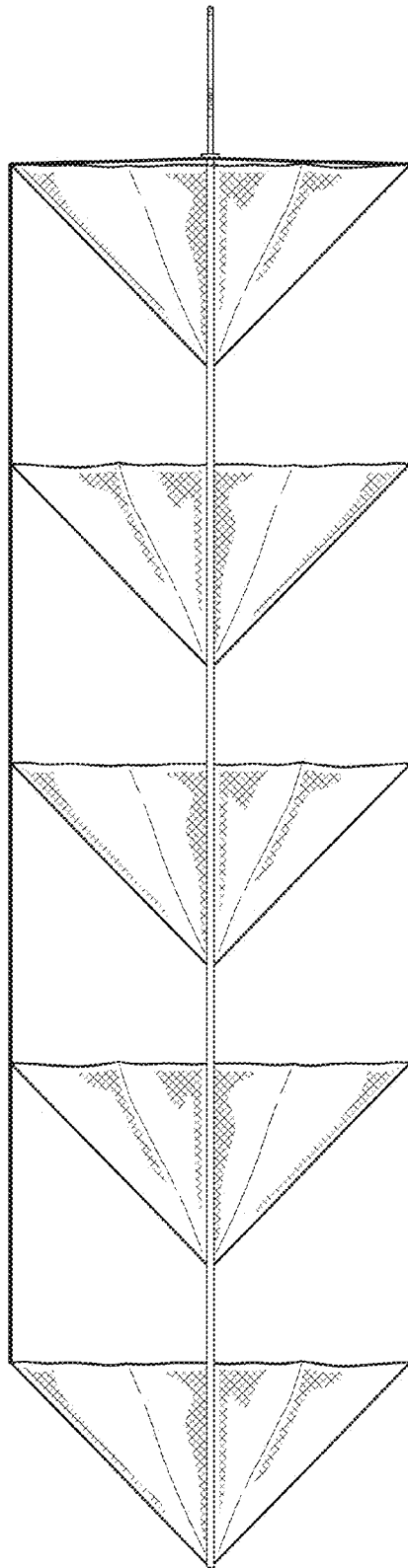


Fig. 2

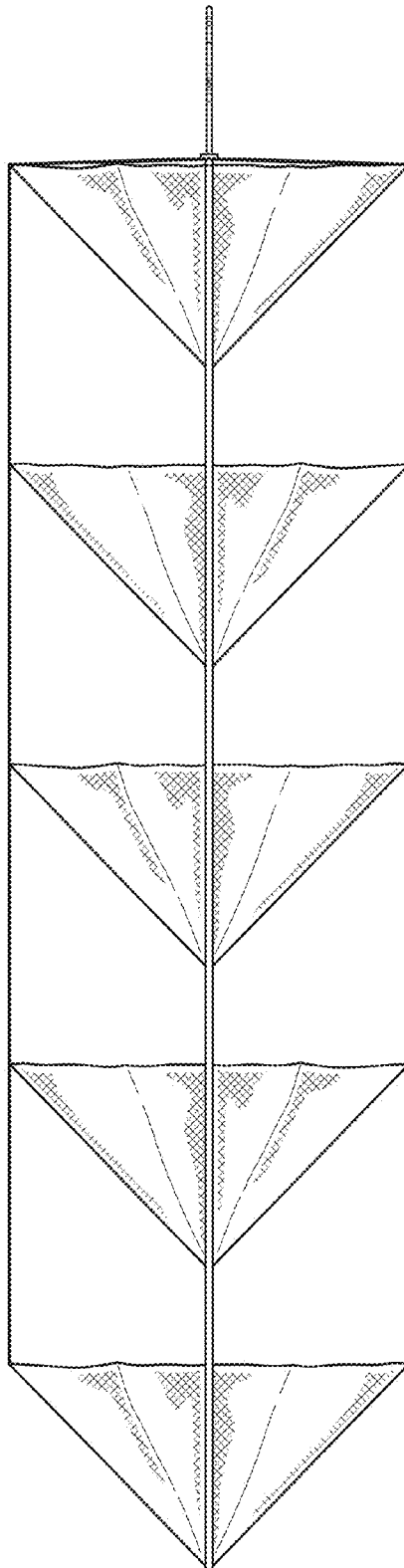


Fig. 3




Fig. 4




Fig. 5

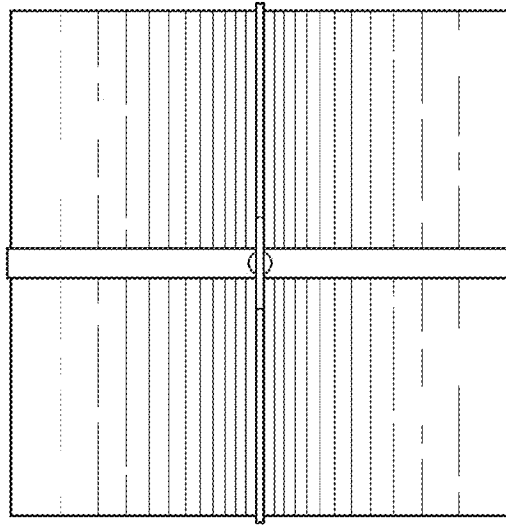


Fig. 6

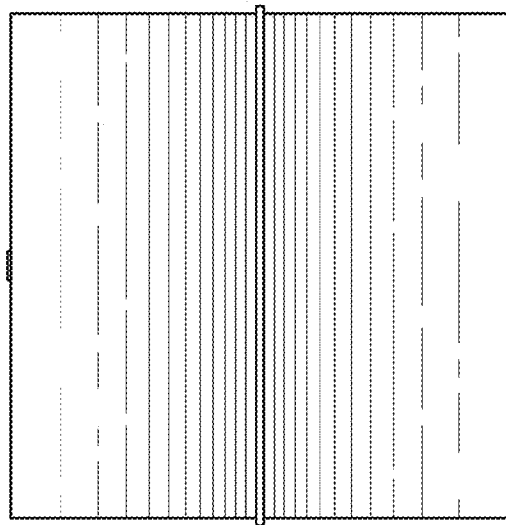


Fig. 7