



(12) **United States Design Patent**
Green

(10) **Patent No.:** **US D773,142 S**
(45) **Date of Patent:** **** Nov. 29, 2016**

(54) **COMBINATION DISH DRYING MAT AND RACK**

D398,725 S 9/1998 Merkel
D418,646 S * 1/2000 Hampshire D32/55
6,170,676 B1 1/2001 Patadia et al.

(71) Applicant: **Umbra LLC**, Buffalo, NY (US)

(Continued)

(72) Inventor: **David Green**, Toronto (CA)

OTHER PUBLICATIONS

(73) Assignee: **Umbra LLC**, Buffalo, NY (US)

<https://www.youtube.com/watch?v=emBegADbSSQ>, B4Design
(an Israeli company at <http://www.b4market.co.il/>); accessed Apr. 4,
2016 (original 2013).

(**) Term: **15 Years**

Primary Examiner — Austin Murphy

(21) Appl. No.: **29/563,845**

(74) *Attorney, Agent, or Firm* — Simpson & Simpson,
PLLC

(22) Filed: **May 9, 2016**

Related U.S. Application Data

(63) Continuation of application No. 14/978,506, filed on
Dec. 22, 2015.

(51) **LOC (10) Cl.** **07-05**

(52) **U.S. Cl.**
USPC **D32/55**

(58) **Field of Classification Search**

USPC D32/55, 276, 3; D6/510, 525; D30/133;
211/41.5, 41.4, 41.3, 41.8; 361/679.4;
312/311, 333, 334.4; D7/354, 629
CPC A47J 47/20; A47J 2201/00; A47J 47/00;
B65D 35/02; B65D 35/22; B65D 35/56
See application file for complete search history.

(57) **CLAIM**

The ornamental design for a combination dish drying mat
and rack, as shown and described.

DESCRIPTION

FIG. 1 is a perspective view of the combination dish drying
mat and rack of the present invention, shown in an open
position;

FIG. 2 is a perspective view of the invention of FIG. 1,
shown in a closed position;

FIG. 3 is a top plan view of the invention of FIG. 1;

FIG. 4 is a bottom plan view of the invention of FIG. 1;

FIG. 5 is a left side elevational view of the invention of FIG.
1;

FIG. 6 is a right side elevational view of the invention of
FIG. 1;

FIG. 7 is a front elevational view of the invention of FIG. 1;
and,

FIG. 8 is a rear elevational view of the invention of FIG. 1.

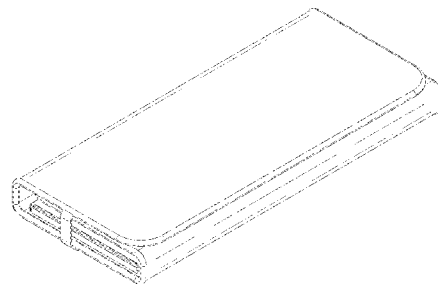
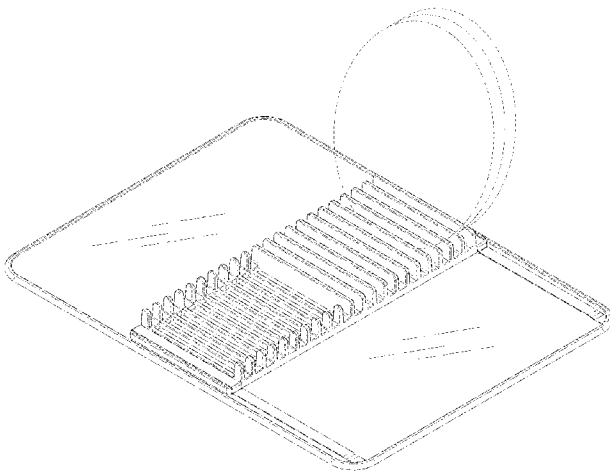
The broken line illustrations shown in the drawings depict
environmental subject matter for illustrative purposes only
and form no part of the claimed design. In particular, a
plurality of dishes are shown in FIG. 1 in broken lines to
show the invention in context only and form no part of the
claimed design.

(56) **References Cited**

U.S. PATENT DOCUMENTS

2,479,118	A	8/1949	Jenness	
4,531,641	A	7/1985	Archambault	
D283,012	S *	3/1986	Jankens	D32/55
D347,717	S	6/1994	Chapin	
D348,131	S *	6/1994	Bozzo	D32/55
D353,921	S	12/1994	Lippisch et al.	
D373,866	S *	9/1996	Belden, Jr.	D32/55
D376,882	S *	12/1996	Cook	D32/55
D383,273	S *	9/1997	Hampshire	D32/55

1 Claim, 6 Drawing Sheets



(56)

References Cited

U.S. PATENT DOCUMENTS

6,357,605 B1	3/2002	Martorella		8,573,410 B2	11/2013	Chalifoux	
6,502,704 B2	1/2003	Martorella et al.		D696,829 S *	12/2013	Huang	D32/55
6,581,774 B1	6/2003	Galafassi et al.		D706,008 S *	5/2014	Lerner	D32/55
D490,198 S	5/2004	Jerstroem et al.		D720,109 S *	12/2014	Huang	D32/55
D492,457 S *	6/2004	Soroka	D32/55	D732,256 S *	6/2015	Huang	D32/55
D555,310 S *	11/2007	Yang	D32/55	D736,488 S	8/2015	Le	
D634,089 S *	3/2011	Wisniewski	D32/55	9,107,552 B2	8/2015	Micek et al.	
D667,190 S *	9/2012	Miller	D32/55	D751,784 S *	3/2016	Robbins, III	D32/55
D692,199 S	10/2013	Huang		2008/0149644 A1	6/2008	Piacenza et al.	
D693,082 S	11/2013	Evans et al.		2008/0179264 A1	7/2008	Abrams	
				2008/0210648 A1	9/2008	Davis	
				2008/0283480 A1	11/2008	Segall et al.	
				2013/0105423 A1	5/2013	Chalifoux	

* cited by examiner

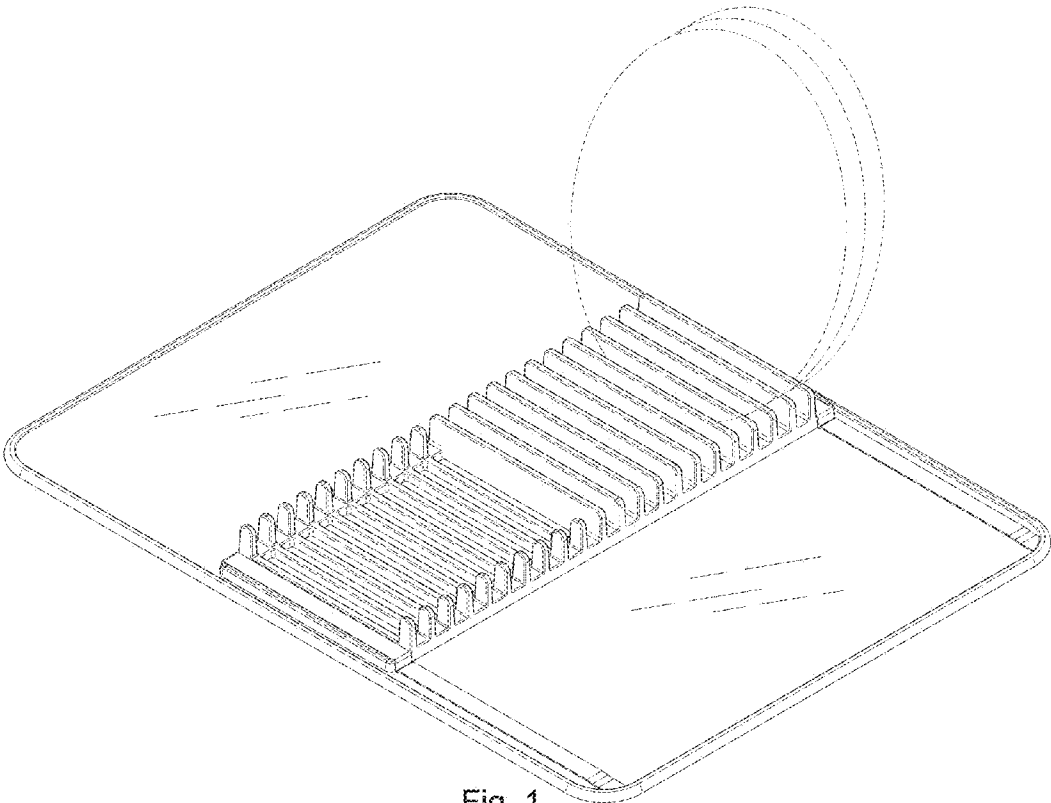


Fig. 1

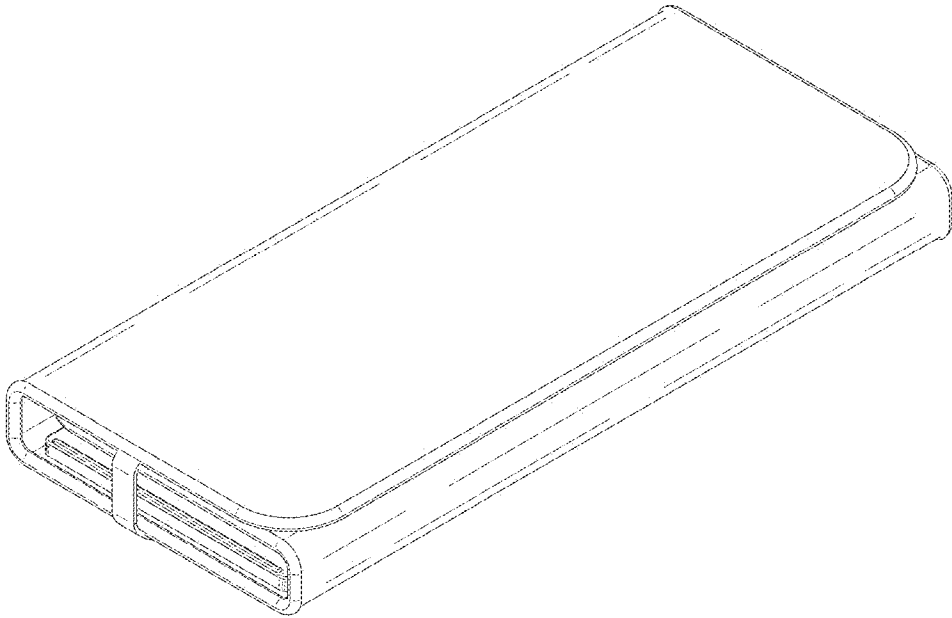


Fig. 2

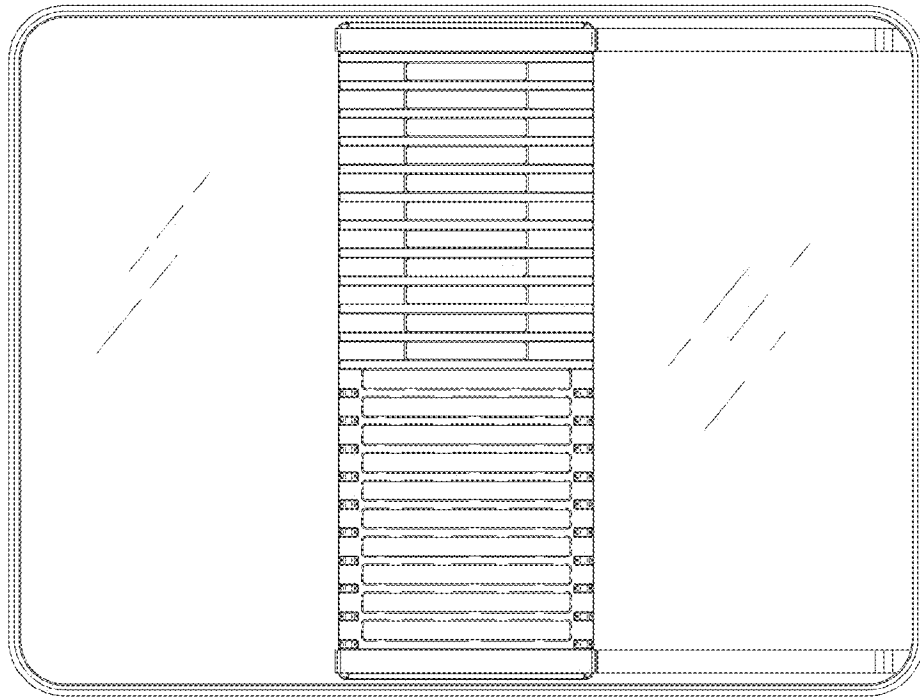


Fig. 3




Fig. 4




Fig. 5




Fig. 6

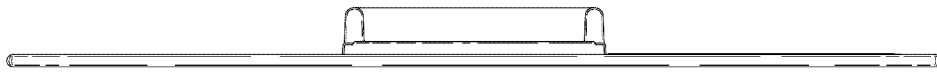


Fig. 7

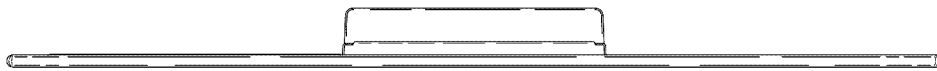


Fig. 8