



US00D774719S

(12) **United States Design Patent**
Green

(10) **Patent No.:** **US D774,719 S**

(45) **Date of Patent:** **** Dec. 20, 2016**

(54) **COMBINATION DRYING MAT AND RACK**

(71) Applicant: **Umbra LLC**, Buffalo, NY (US)

(72) Inventor: **David Green**, Toronto (CA)

(73) Assignee: **Umbra LLC**, Buffalo, NY (US)

(**) Term: **15 Years**

(21) Appl. No.: **29/559,246**

(22) Filed: **Mar. 25, 2016**

(51) **LOC (10) Cl.** **07-05**

(52) **U.S. Cl.**
USPC **D32/55**

(58) **Field of Classification Search**
USPC D32/55, 276, 3; D6/510, 525; D30/133;
211/41.5, 41.4, 41.3, 41.8; 361/679.4;
312/311, 333, 334.4; D7/354, 629
CPC .. A47L 15/505; A47L 15/503; A47L 15/0013;
A47L 19/02; A47L 19/04; A47J 47/20
See application file for complete search history.

(56) **References Cited**

U.S. PATENT DOCUMENTS

2,479,118	A	8/1949	Jenness	
4,531,641	A	7/1985	Archambault	
D347,717	S	6/1994	Chapin	
D353,921	S	12/1994	Lippisch et al.	
D376,882	S *	12/1996	Cook	D32/55
D383,273	S *	9/1997	Hampshire	D32/55
D398,725	S	9/1998	Merkel	

(Continued)

OTHER PUBLICATIONS

Handish Dish Drying Mat, B4Market Design, <https://www.youtube.com/watch?v=emBegADbSSQ>, accessed Apr. 4, 2016, Published Nov. 5, 2013.

Primary Examiner — Austin Murphy

(74) *Attorney, Agent, or Firm* — Simpson & Simpson, PLLC

(57) **CLAIM**

The ornamental design for a combination drying mat and rack, as shown and described.

DESCRIPTION

FIG. 1 is a perspective view of the combination drying mat and rack of the present invention;

FIG. 2 is a front elevational view of the invention shown in FIG. 1;

FIG. 3 is a rear elevational view of the invention shown in FIG. 1;

FIG. 4 is a left side elevational view of the invention shown in FIG. 1;

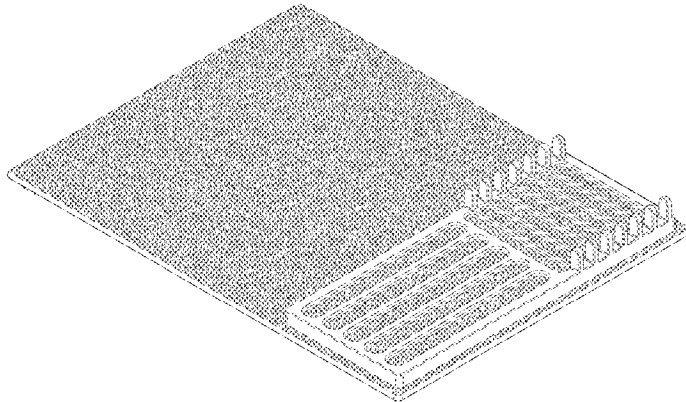
FIG. 5 is a right side elevational view of the invention shown in FIG. 1;

FIG. 6 is a top plan view of the invention shown in FIG. 1; FIG. 7 is a bottom plan view of the invention shown in FIG. 1;

FIG. 8 is a perspective view of the invention shown in FIG. 1 in context; and,

FIG. 9 is a perspective view of a second embodiment of the combination drying mat and rack of the present invention. The combination drying mat and rack includes stippling in the various views, for example, FIGS. 2 and 3, to depict surface curvature, flatness or other shapes. Stippling is also shown in FIGS. 1 through 8 to depict continuous textured surfaces having no particular pattern. A dish, a glass, a knife and a pot are shown in FIG. 8 in broken lines to show the invention in context only and form no part of the design to be patented. An elastic band is shown in the various views, for example, FIGS. 2, 3, 4, 5 and 7, in broken lines to indicate the elastic band forms no part of the design to be patented.

1 Claim, 7 Drawing Sheets



(56)

References Cited

U.S. PATENT DOCUMENTS

D418,646	S	*	1/2000	Hampshire	D32/55
D418,647	S	*	1/2000	Snell	D32/55
6,170,676	B1		1/2001	Patadia et al.		
D438,681	S	*	3/2001	Klein	D32/55
6,357,605	B1		3/2002	Martorella		
6,502,704	B2		1/2003	Martorella et al.		
6,581,774	B1		6/2003	Galafassi et al.		
D490,198	S		5/2004	Jerstroem et al.		
D634,089	S	*	3/2011	Wisniewski	D32/55
D670,882	S	*	11/2012	Meredith	D32/55
D692,199	S		10/2013	Huang		
D693,081	S	*	11/2013	Yang	D32/55
D693,082	S		11/2013	Evans et al.		
8,573,410	B2		11/2013	Chalifoux		
D706,008	S	*	5/2014	Lerner	D32/55
D706,009	S	*	5/2014	Cooper	D32/55
D732,256	S		6/2015	Huang		
D736,488	S		8/2015	Le		
9,107,552	B2		8/2015	Micek et al.		
D751,784	S	*	3/2016	Robbins	D32/55
D767,841	S	*	9/2016	Cotter	D32/55
2008/0149644	A1		6/2008	Piacenza et al.		
2008/0179264	A1		7/2008	Abrams		
2008/0210648	A1		9/2008	Davis		
2008/0283480	A1		11/2008	Segall et al.		
2013/0105423	A1		5/2013	Chalifoux		

* cited by examiner

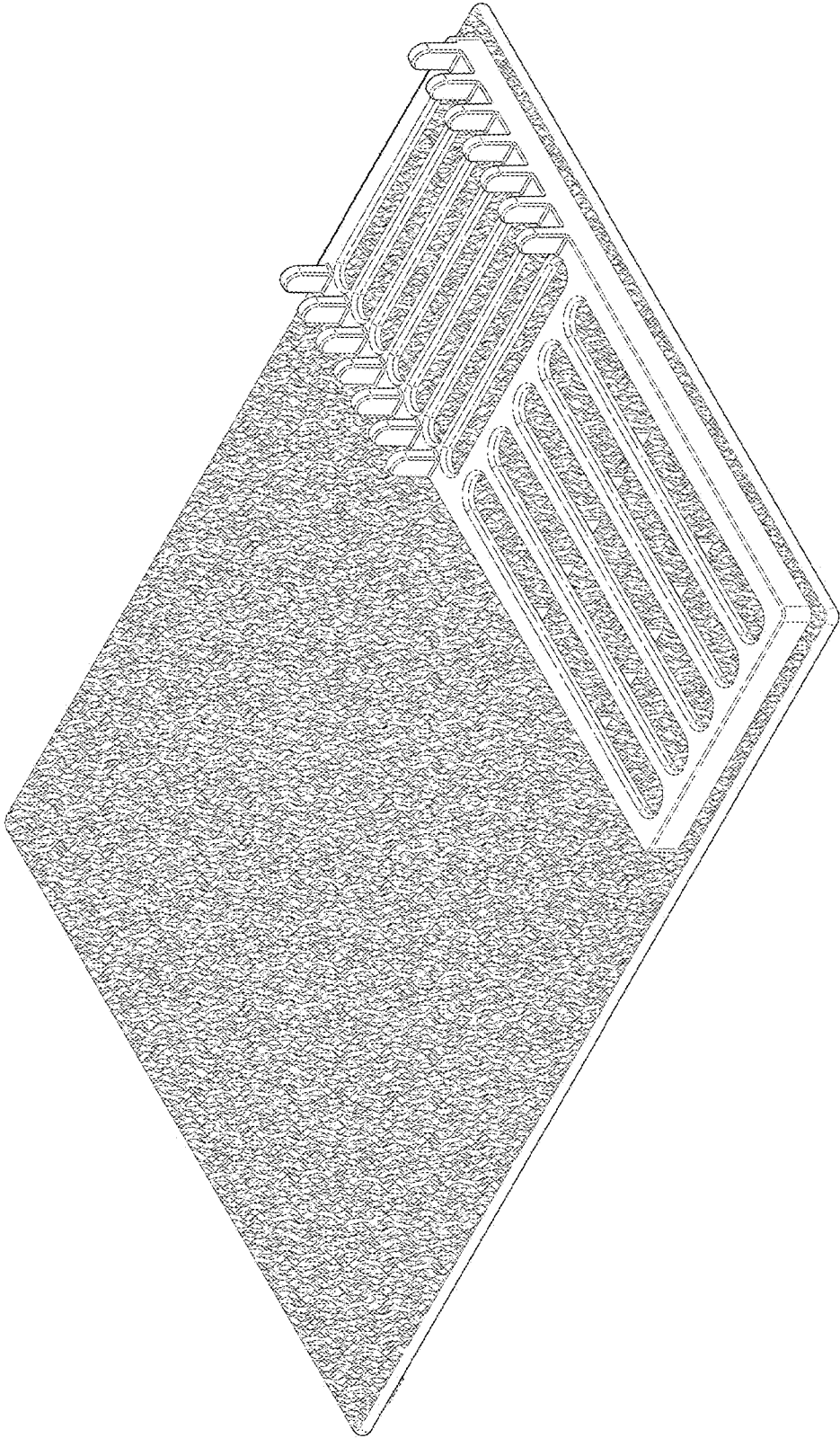


Fig. 1




Fig. 2




Fig. 3

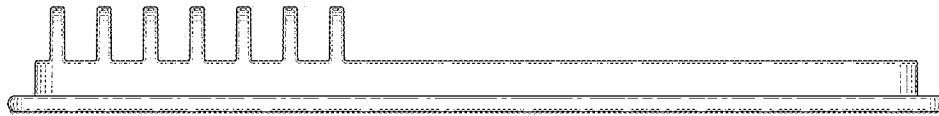


Fig. 4




Fig. 5




Fig. 6




Fig. 7

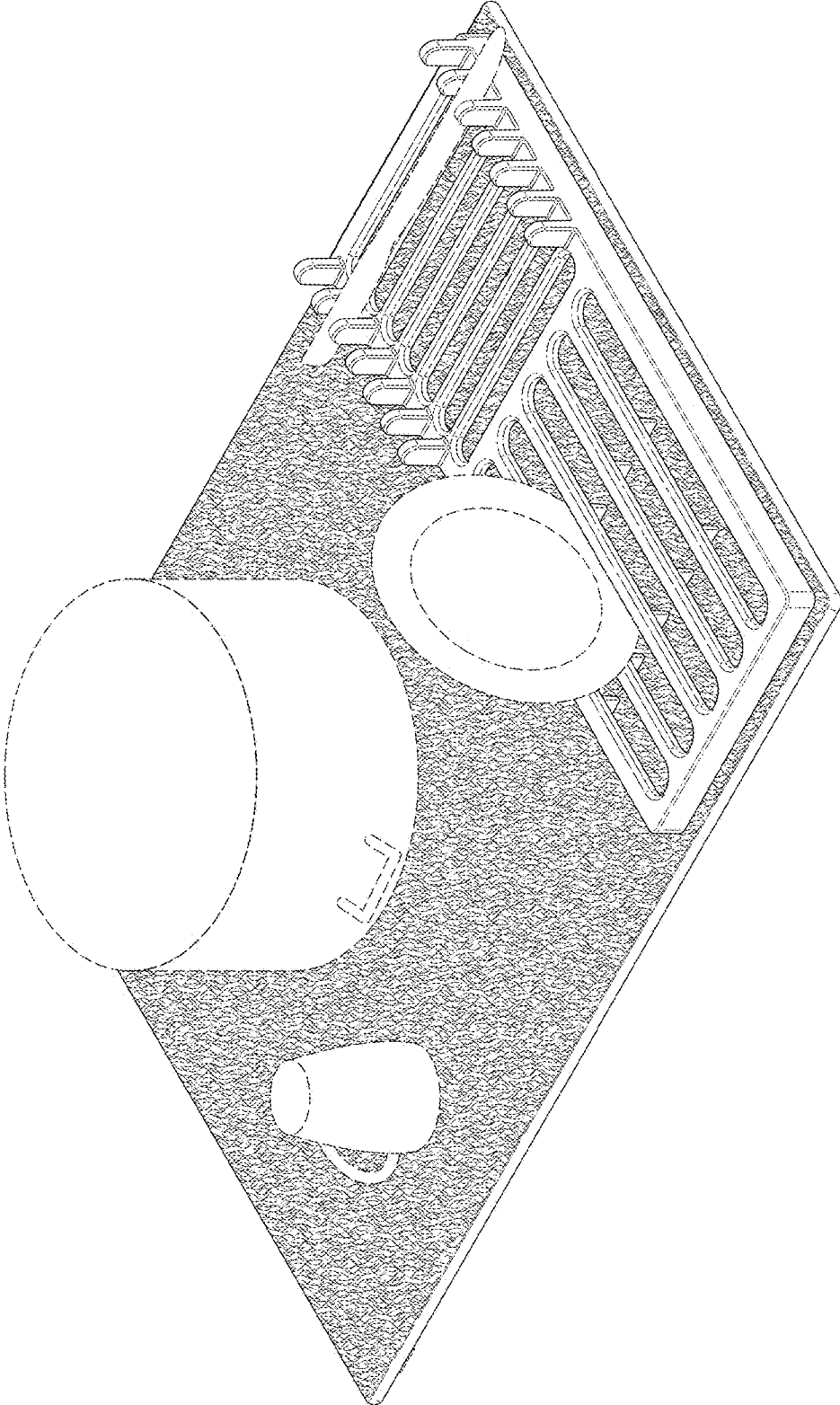


Fig. 8

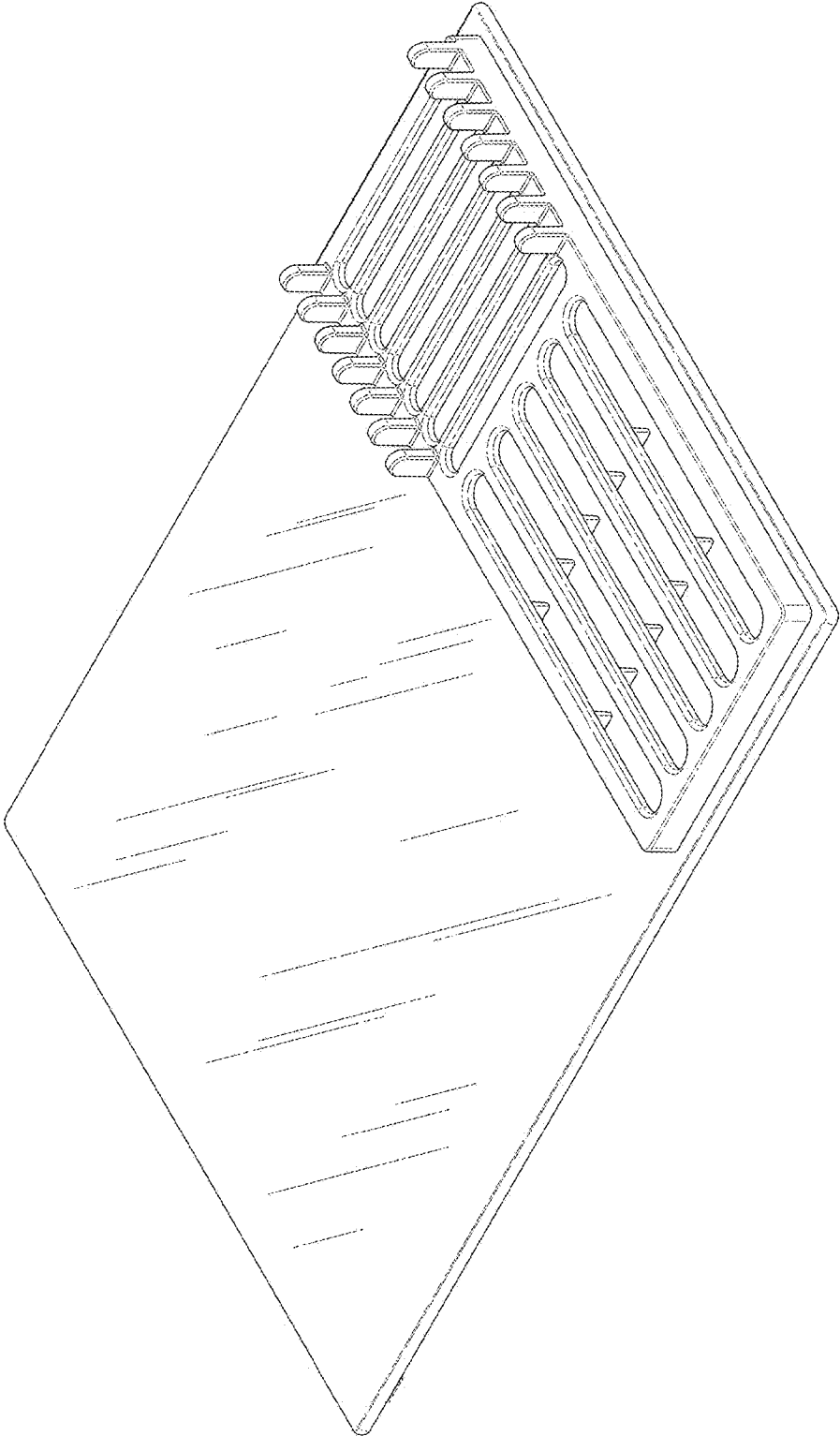


Fig. 9