



US00D781518S

(12) **United States Design Patent**
Green

(10) **Patent No.:** **US D781,518 S**

(45) **Date of Patent:** **** Mar. 14, 2017**

(54) **COMBINATION DISH DRYING MAT AND RACK**

(71) Applicant: **Umbra LLC**, Buffalo, NY (US)

(72) Inventor: **David Green**, Toronto (CA)

(73) Assignee: **Umbra LLC**, Buffalo, NY (US)

(**) Term: **15 Years**

(21) Appl. No.: **29/556,765**

(22) Filed: **Mar. 3, 2016**

(51) **LOC (10) Cl.** **07-05**

(52) **U.S. Cl.**
USPC **D32/55**

(58) **Field of Classification Search**
USPC D32/55, 276, 3; D6/510, 525; D30/133;
211/41.5, 41.4, 41.3, 41.8; 361/679.4;
312/311, 333, 334.4; D7/354, 629
CPC .. A47L 15/505; A47L 15/503; A47L 15/0013;
A47L 19/02; A47L 19/04; A47J 47/20
See application file for complete search history.

(56) **References Cited**

U.S. PATENT DOCUMENTS

2,479,118	A	8/1949	Jenness	
4,531,641	A	7/1985	Archambault	
D347,717	S	6/1994	Chapin	
D353,921	S	12/1994	Lippisch et al.	
D398,725	S	9/1998	Merkel	
D418,646	S	*	1/2000 Hampshire	D32/55
D418,647	S	*	1/2000 Snell	D32/55
6,170,676	B1	1/2001	Patadia et al.	
6,357,605	B1	3/2002	Martorella	
6,502,704	B2	1/2003	Martorella et al.	
6,581,774	B1	6/2003	Galafassi et al.	

(Continued)

OTHER PUBLICATIONS

<https://www.youtube.com/watch?v=emBegADbSSQ>, B4Design (an Israeli company at <http://www.b4market.co.il/>); accessed Apr. 4, 2016 (original 2013).

Primary Examiner — Austin Murphy
(74) *Attorney, Agent, or Firm* — Simpson & Simpson, PLLC

(57) **CLAIM**


The ornamental design for a combination dish drying mat and rack, as shown and described.

DESCRIPTION

FIG. 1 is a perspective view of the combination dish drying mat and rack of the present invention; FIG. 2 is a front elevational view of the invention shown in FIG. 1; FIG. 3 is a rear elevational view of the invention shown in FIG. 1; FIG. 4 is a left side elevational view of the invention shown in FIG. 1; FIG. 5 is a right side elevational view of the invention shown in FIG. 1; FIG. 6 is a top plan view of the invention shown in FIG. 1; and, FIG. 7 is a bottom plan view of the invention shown in FIG. 1.

The broken line illustrations shown in the drawings depict environmental subject matter for illustrative purposes only and form no part of the claimed design. In particular, a dish, a glass, utensils, and a pot are shown in FIG. 1 in broken lines to show the invention in context only and form no part of the claimed design. Additionally, an elastic band is shown in the various views, for example, FIGS. 2, 3, 4, 5, and 7, in broken lines and forms no part of the claimed design.

1 Claim, 5 Drawing Sheets



(56)

References Cited

U.S. PATENT DOCUMENTS

D490,198	S	5/2004	Jerstroem et al.	
D594,263	S *	6/2009	Robbins, III D6/582
D692,199	S	10/2013	Huang	
D693,082	S	11/2013	Evans et al.	
8,573,410	B2	11/2013	Chalifoux	
D703,409	S *	4/2014	Robbins, III D32/57
D706,058	S *	6/2014	Robbins, III D6/582
D732,256	S	6/2015	Huang	
D736,488	S	8/2015	Le	
9,107,552	B2	8/2015	Micek et al.	
D751,784	S *	3/2016	Robbins, III D32/55
D770,715	S *	11/2016	Cooper D32/58
D773,142	S *	11/2016	Green D32/55
D774,719	S *	12/2016	Green D32/55
2008/0149644	A1	6/2008	Piacenza et al.	
2008/0179264	A1 *	7/2008	Abrams A47L 19/02 211/41.3
2008/0210648	A1	9/2008	Davis	
2008/0283480	A1	11/2008	Segall et al.	
2013/0105423	A1	5/2013	Chalifoux	

* cited by examiner

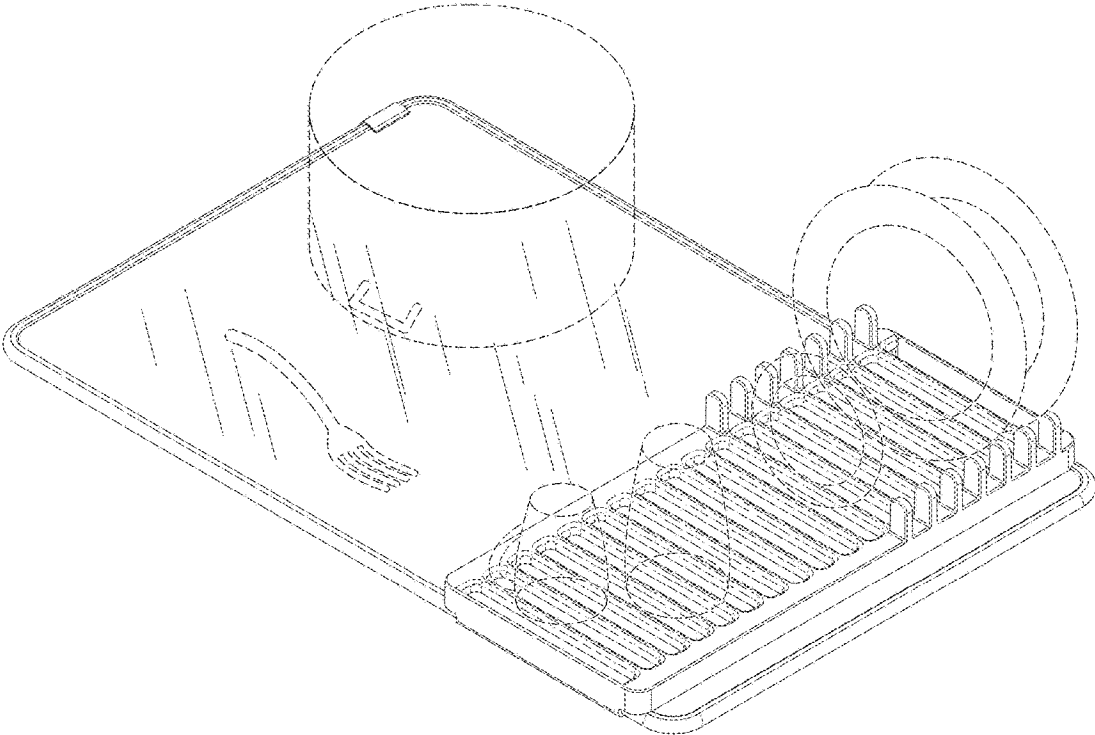


Fig. 1




Fig. 2



Fig. 3




Fig. 4




Fig. 5




Fig. 6




Fig. 7