



US00D830657S

(12) **United States Design Patent**
Green

(10) **Patent No.:** **US D830,657 S**

(45) **Date of Patent:** **** Oct. 9, 2018**

(54) **COMBINATION DRYING MAT AND RACK**

D736,488 S 8/2015 Le
9,107,552 B2 8/2015 Micek et al.
D770,715 S * 11/2016 Cooper D32/58

(Continued)

(71) Applicant: **Umbra LLC**, Buffalo, NY (US)

(72) Inventor: **David Green**, Toronto (CA)

(73) Assignee: **Umbra LLC**, Buffalo, NY (US)

(**) Term: **15 Years**

(21) Appl. No.: **29/560,273**

(22) Filed: **Apr. 5, 2016**

(51) **LOC (11) Cl.** **07-05**

(52) **U.S. Cl.**
USPC **D32/55**

(58) **Field of Classification Search**
USPC D32/55, 276, 3, 58; D6/510, 525;
D7/354, 629, 368; 312/311, 333, 334.4
CPC A47J 47/20; A47J 2201/00; A47J 47/00;
B65D 35/02; B65D 35/22; B65D 35/56
See application file for complete search history.

(56) **References Cited**

U.S. PATENT DOCUMENTS

| | | | |
|--------------|---------|-------------------|--------|
| 2,479,118 A | 8/1949 | Jenness | |
| 4,531,641 A | 7/1985 | Archambault | |
| D347,717 S | 6/1994 | Chapin | |
| D353,921 S | 12/1994 | Lippisch et al. | |
| D398,725 S | 9/1998 | Merkel | |
| 6,170,676 B1 | 1/2001 | Patadia et al. | |
| 6,357,605 B1 | 3/2002 | Martorella | |
| 6,502,704 B2 | 1/2003 | Martorella et al. | |
| 6,581,774 B1 | 6/2003 | Galafassi et al. | |
| D490,198 S | 5/2004 | Jerstroem et al. | |
| D692,199 S | 10/2013 | Huang | |
| D693,082 S | 11/2013 | Evans et al. | |
| 8,573,410 B2 | 11/2013 | Chalifoux | |
| D706,009 S * | 5/2014 | Cooper | D32/55 |
| D707,004 S * | 6/2014 | Levy | D32/57 |
| D732,256 S | 6/2015 | Huang | |

OTHER PUBLICATIONS

Handish Dish Drying Mat, B4Market Design, <https://www.youtube.com/watch?v=emBegADbSSQ>, accessed Apr. 4, 2016, Published Nov. 5, 2013.

Primary Examiner — Austin Murphy
(74) *Attorney, Agent, or Firm* — Simpson & Simpson, PLLC

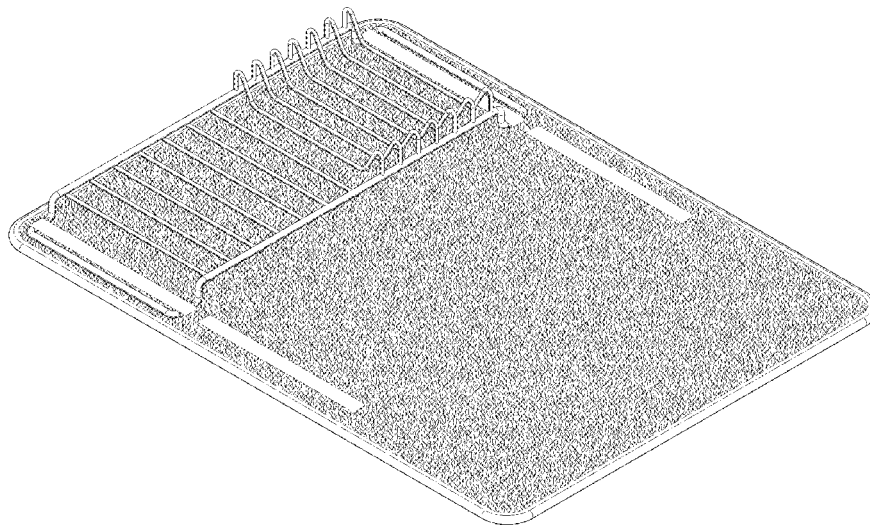
(57) **CLAIM**

The ornamental design for a combination drying mat and rack, as shown and described.

DESCRIPTION

FIG. 1 is a perspective view of a combination drying mat and rack of the present invention;
FIG. 2 is a front elevational view of the invention shown in FIG. 1;
FIG. 3 is a rear elevational view of the invention shown in FIG. 1;
FIG. 4 is a left side elevational view of the invention shown in FIG. 1;
FIG. 5 is a right side elevational view of the invention shown in FIG. 1;
FIG. 6 is a top plan view of the invention shown in FIG. 1; and,
FIG. 7 is a bottom plan view of the invention shown in FIG. 1.
The combination drying mat and rack includes stippling in the various views to depict surface curvature, flatness or other shapes. Stippling is also shown in FIGS. 1, 6, and 7 to depict continuous textured surfaces having no particular pattern. Elastic bands are shown in FIGS. 1 through 7 in broken lines to indicate the elastic bands form no part of the design to be patented.

1 Claim, 5 Drawing Sheets



(56)

References Cited

U.S. PATENT DOCUMENTS

| | | | | | | |
|--------------|------|---------|---------------|-------|------------|---------|
| D773,142 | S * | 11/2016 | Green | | A47L 19/00 | |
| | | | | | | D32/55 |
| D774,719 | S * | 12/2016 | Green | | D32/55 | |
| D776,386 | S * | 1/2017 | Green | | D32/55 | |
| D781,518 | S * | 3/2017 | Green | | D32/55 | |
| D801,612 | S * | 10/2017 | Green | | D32/58 | |
| 2008/0149644 | A1 * | 6/2008 | Piacenza | | A47L 19/04 | |
| | | | | | | 220/572 |
| 2008/0179264 | A1 | 7/2008 | Abrams | | | |
| 2008/0210648 | A1 | 9/2008 | Davis | | | |
| 2008/0283480 | A1 | 11/2008 | Segall et al. | | | |
| 2013/0105423 | A1 | 5/2013 | Chalifoux | | | |

* cited by examiner

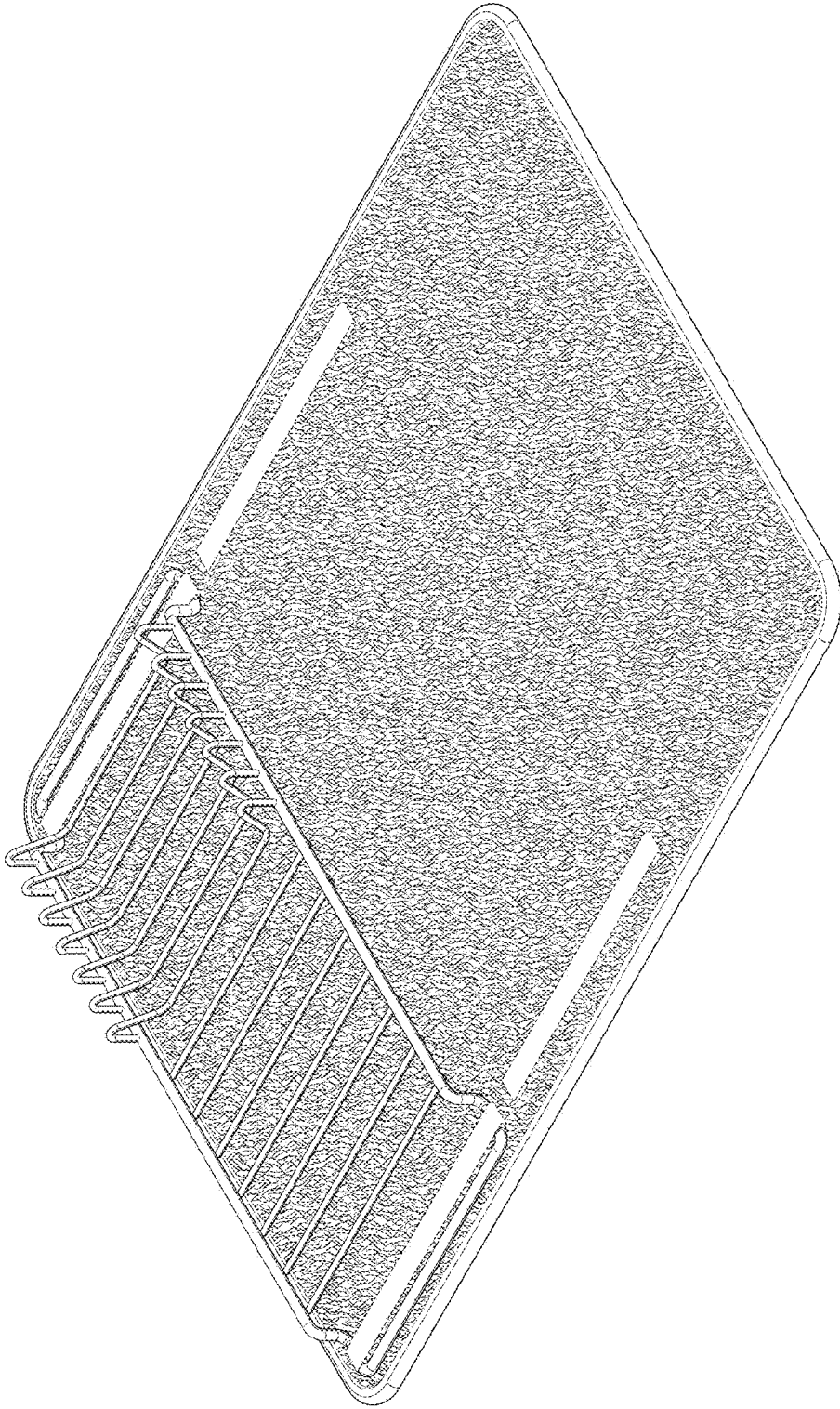


Fig. 1




Fig. 2




Fig. 3




Fig. 4




Fig. 5




Fig. 6




Fig. 7