



US00D897063S

(12) **United States Design Patent**
Green et al.

(10) **Patent No.:** **US D897,063 S**

(45) **Date of Patent:** **** Sep. 22, 2020**

(54) **COMBINATION DISH DRYING MAT AND RACK**

(71) Applicant: **Umbra LLC**, Buffalo, NY (US)

(72) Inventors: **David Green**, Toronto (CA); **Nathan Asis**, Richmond Hill (CA)

(73) Assignee: **Umbra LLC.**, Buffalo, NY (US)

(**) Term: **15 Years**

(21) Appl. No.: **29/687,853**

(22) Filed: **Apr. 16, 2019**

(51) **LOC (12) Cl.** **07-05**

(52) **U.S. Cl.**
USPC **D32/55**

(58) **Field of Classification Search**

USPC D32/55, 276, 3; D6/510, 525; D30/133;
211/41.5, 41.4, 41.3, 41.8; 361/679.4;
312/311, 333, 334.4; D7/354, 629
CPC A47J 47/20; A47J 2201/00; A47J 47/00;
B65D 35/02; B65D 35/22; B65D 35/56
See application file for complete search history.

(56) **References Cited**

U.S. PATENT DOCUMENTS

D647,678 S *	10/2011	Yang	D32/55
D699,413 S *	2/2014	Huang	D32/55
D723,236 S *	2/2015	Khaitan	D32/55
D773,142 S	11/2016	Green		
D774,719 S	12/2016	Green		
D776,386 S	1/2017	Green		
D776,387 S *	1/2017	Chen	D32/56
D781,518 S	3/2017	Green		
D783,216 S *	4/2017	Huang	D32/55
D801,612 S	10/2017	Green		
9,907,453 B2	3/2018	Green		
D819,289 S *	5/2018	Umholtz	D32/55

D820,543 S *	6/2018	Huang	D32/55
D822,930 S	7/2018	Green		
D830,657 S	10/2018	Green		
D846,220 S *	4/2019	Kraemer	D32/55
D871,703 S *	12/2019	Huang	D32/55
D874,775 S *	2/2020	Xie	D32/55
D887,098 S *	6/2020	Li	D32/55

* cited by examiner

Primary Examiner — Austin Murphy

(74) *Attorney, Agent, or Firm* — Simpson & Simpson PLLC.

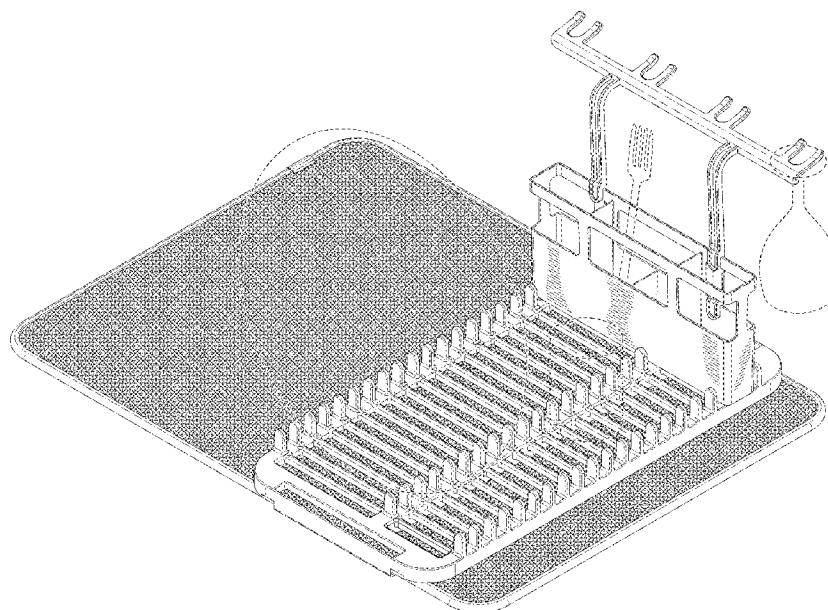
(57) **CLAIM**

The ornamental design for a combination dish drying mat and rack, as shown and described.

DESCRIPTION

FIG. 1 is a front perspective view of the combination dish drying mat and rack of the present invention; FIG. 2 is a rear perspective view of the combination dish drying mat and rack shown in FIG. 1; FIG. 3 is a front elevational view of the combination dish drying mat and rack shown in FIG. 1; FIG. 4 is a rear elevational view of the combination dish drying mat and rack shown in FIG. 1; FIG. 5 is a right side elevational view of the combination dish drying mat and rack shown in FIG. 1; FIG. 6 is a left side elevational view of the combination dish drying mat and rack shown in FIG. 1; FIG. 7 is a top elevational view of the combination dish drying mat and rack shown in FIG. 1; and, FIG. 8 is a bottom elevational view of the combination dish drying mat and rack shown in FIG. 1. Stippling and/or contour lines are included in the various views, for example, FIGS. 1-8, to depict surface curvature, flatness or other shapes.

1 Claim, 8 Drawing Sheets



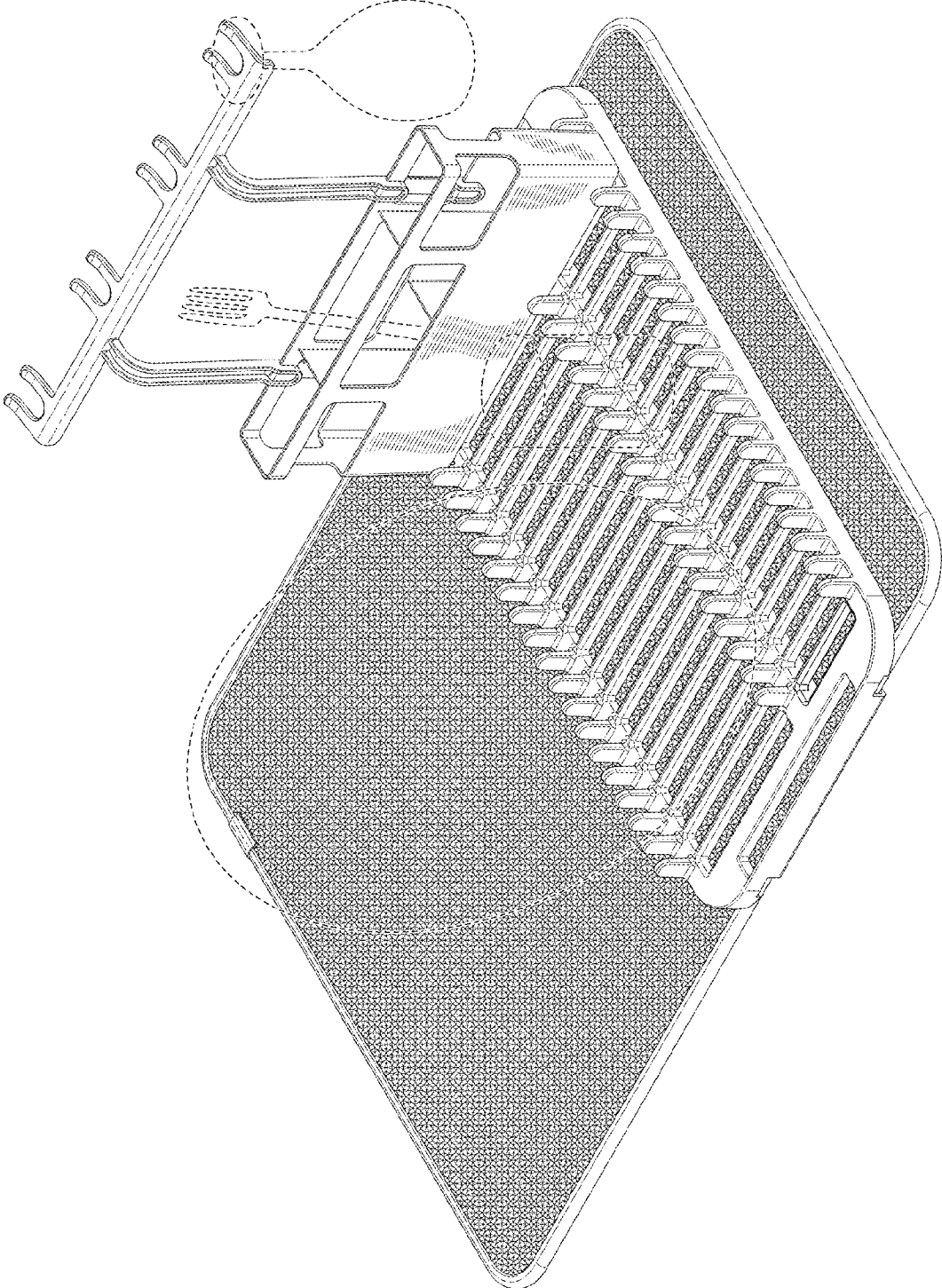


Fig. 1

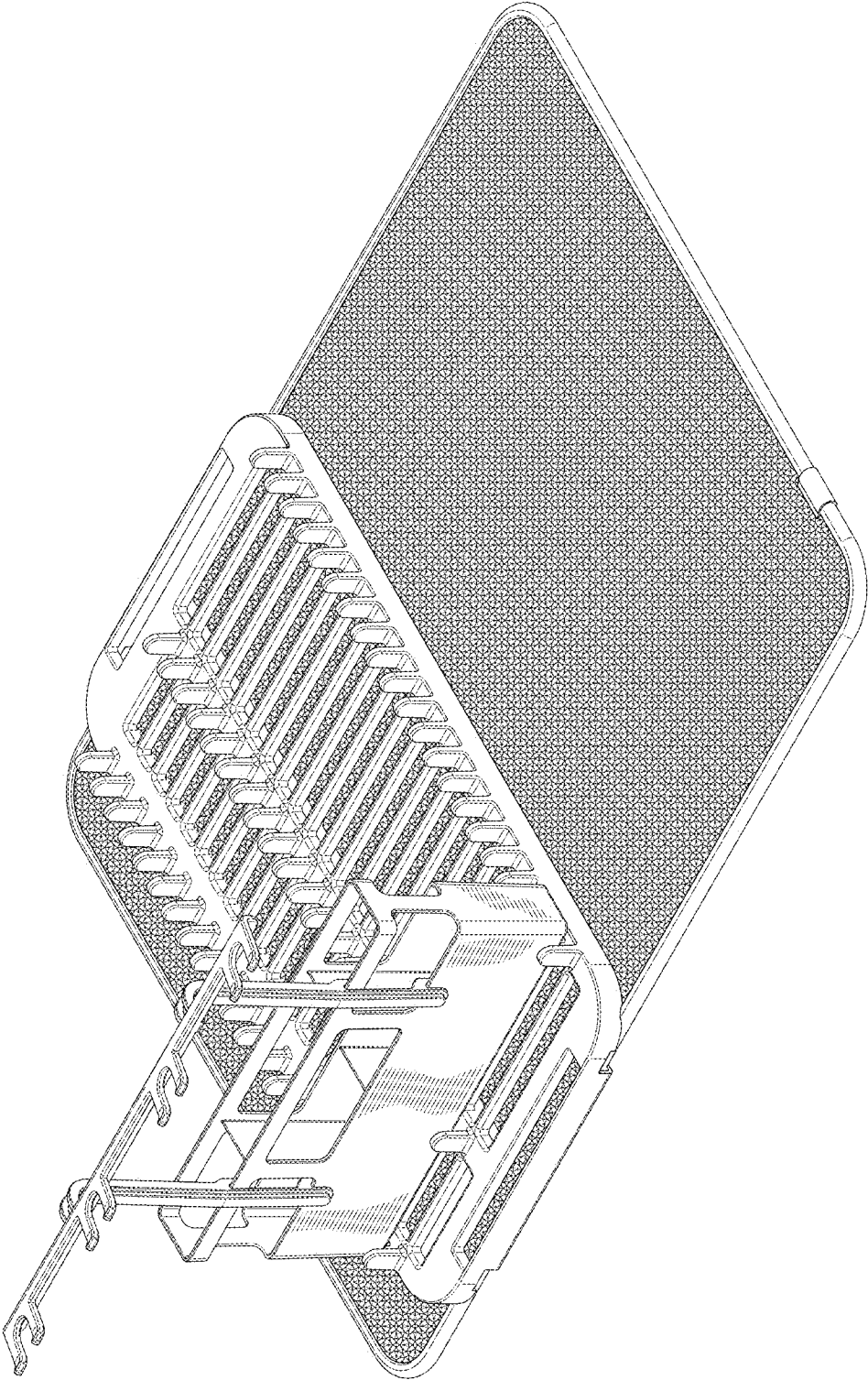


Fig. 2

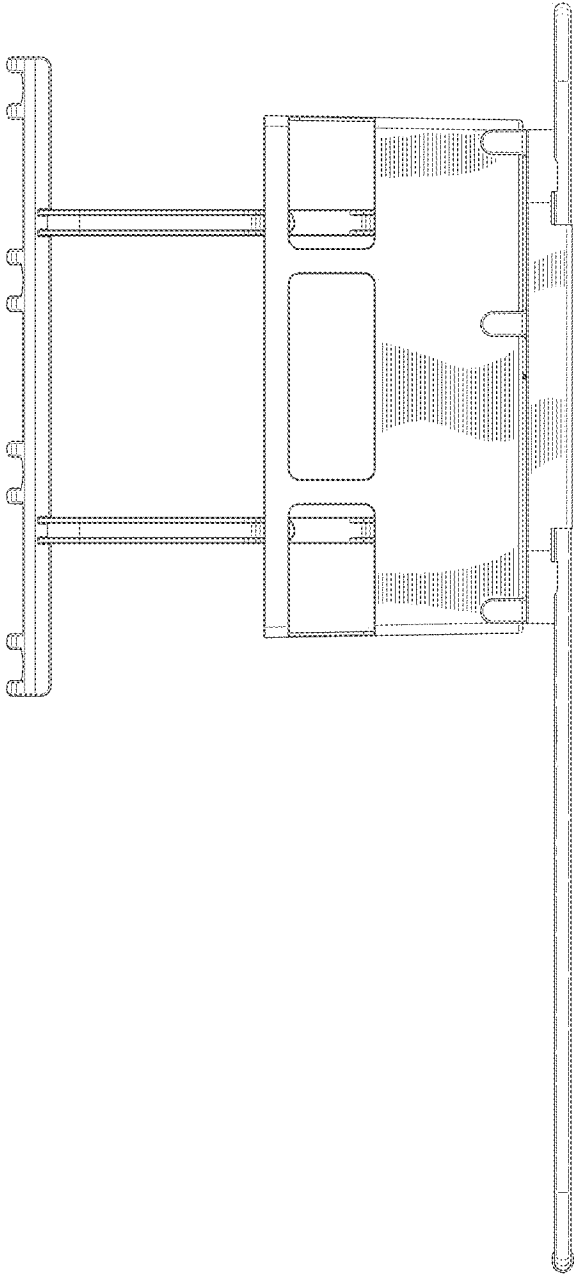


Fig. 3

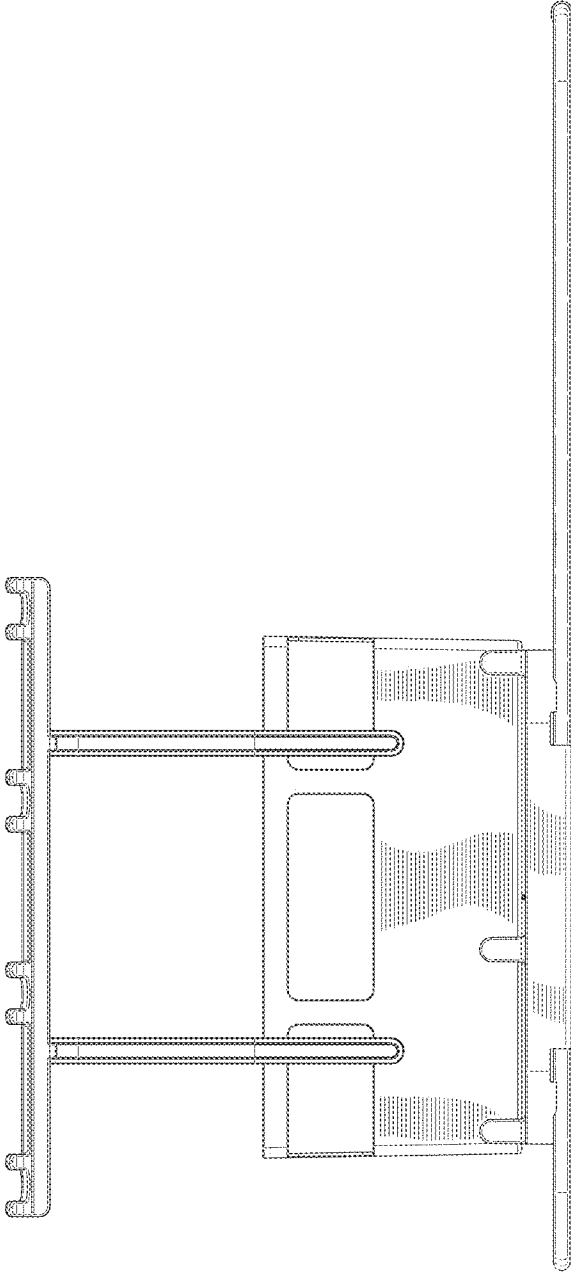


Fig. 4

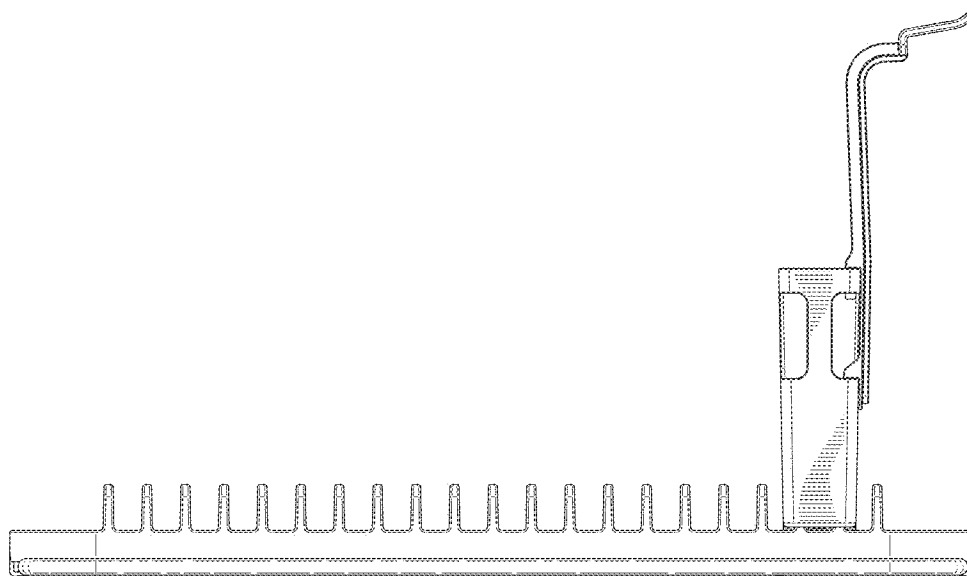


Fig. 5

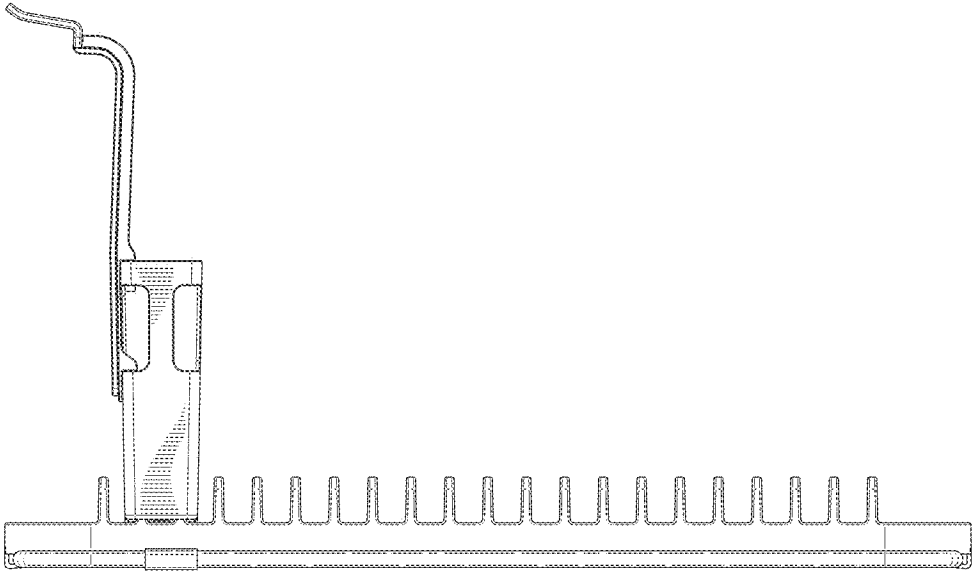


Fig. 6




Fig. 7




Fig. 8