



US00D967309S

(12) **United States Design Patent** (10) **Patent No.:** **US D967,309 S**
Berghash (45) **Date of Patent:** **** Oct. 18, 2022**

(54) **BEAN BAG HOCKEY PUCK**
(71) Applicant: **Shield Mfg., Inc.**, Tonawanda, NY (US)
(72) Inventor: **David Berghash**, Williamsville, NY (US)
(73) Assignee: **Shield Mfg., Inc.**, Tonawanda, NY (US)
(**) Term: **15 Years**

D385,214 S * 10/1997 Cappa D11/157
5,826,717 A * 10/1998 Eskandry G11B 33/0444
206/308.1
D405,606 S * 2/1999 Merritt D3/254
D425,295 S * 5/2000 Borja D3/203.1
D432,344 S * 10/2000 Eskandry D3/201
D435,385 S * 12/2000 Eskandry D3/218
6,186,321 B1 * 2/2001 Eskandry B60R 7/088
206/308.1
6,244,598 B1 * 6/2001 Conville A63B 67/06
273/402
D459,880 S * 7/2002 Tung D3/271.9
D476,572 S * 7/2003 Merritt D28/82

(21) Appl. No.: **29/716,317**
(22) Filed: **Dec. 9, 2019**
(51) **LOC (13) Cl.** **21-02**
(52) **U.S. Cl.**
USPC **D21/710**
(58) **Field of Classification Search**
USPC D21/203, 204, 300, 357, 698, 701, 702,
D21/703, 704, 705, 707, 708, 709, 710,
D21/711, 712, 713, 714, 715, 716, 727,
D21/780, 788; D11/157; D14/240, 242,
D14/388, 403; D19/155; D2/869;
D3/254; D6/309, 310; D18/4.4; D8/331
CPC . A63B 2102/00; A63B 2102/24; A63B 67/14;
A63B 2208/12
See application file for complete search history.

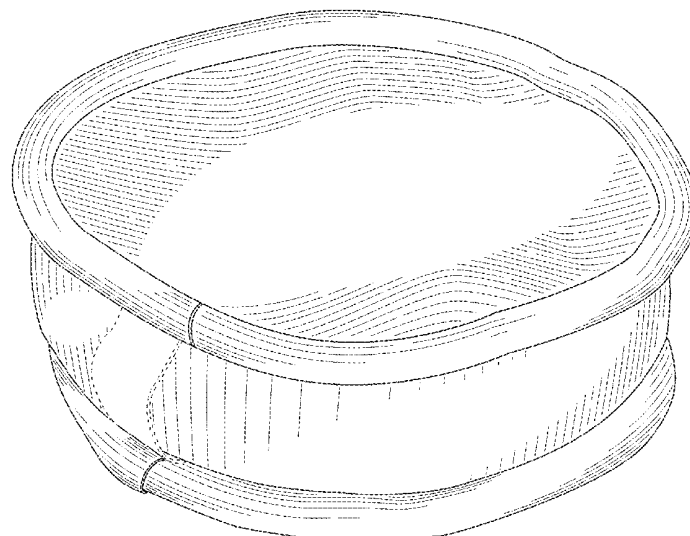
Primary Examiner — Mehri F Bajoul
(74) *Attorney, Agent, or Firm* — Simpson & Simpson, PLLC

(57) **CLAIM**
The ornamental design for a bean bag hockey puck, as shown and described.

(56) **References Cited**
U.S. PATENT DOCUMENTS
D252,173 S * 6/1979 Woods D3/229
5,165,695 A * 11/1992 Yoder A63B 67/06
273/402
5,492,320 A * 2/1996 Hoffman A63B 67/06
473/594
D367,902 S * 3/1996 Silk D21/710
D374,897 S * 10/1996 Whisman D21/710
D383,045 S * 9/1997 Turso D8/38
D383,620 S * 9/1997 Smith D6/407

DESCRIPTION
FIG. 1 is a front perspective view of the bean bag hockey puck of the present invention;
FIG. 2 is a front elevational view of the bean bag hockey puck shown in FIG. 1;
FIG. 3 is a right side elevational view of the bean bag hockey puck shown in FIG. 1;
FIG. 4 is a back elevational view of the bean bag hockey puck shown in FIG. 1;
FIG. 5 is a left side elevational view of the bean bag hockey puck shown in FIG. 1;
FIG. 6 is a top plan view of the bean bag hockey puck shown in FIG. 1; and,
FIG. 7 is a bottom plan view of the bean bag hockey puck shown in FIG. 1.
The broken lines in the drawings depict the tag portion of the bean bag hockey puck that forms no part of the claimed design.

1 Claim, 5 Drawing Sheets



(56)

References Cited

U.S. PATENT DOCUMENTS

D478,239	S *	8/2003	Tung	D3/270						
D478,240	S *	8/2003	Tung	D3/270						
D484,731	S *	1/2004	Tung	D3/270						
D489,529	S *	5/2004	Vish	D3/218						
D496,759	S *	9/2004	Rodriguez	D28/82						
D515,154	S *	2/2006	Coleman	D21/710						
D539,034	S *	3/2007	Friedman	D3/271.9						
7,191,898	B1 *	3/2007	Williams	B25H 3/02						
					206/303						
D547,948	S *	8/2007	Friedman	D3/271.9						
D581,195	S *	11/2008	Wen	D19/28						
D594,265	S *	6/2009	Wen	D21/655						
D663,202	S *	7/2012	Biesecker	D9/449						
D681,936	S *	5/2013	Basas	D3/203.2						
D745,277	S *	12/2015	Kraft	D3/289						
D767,986	S *	10/2016	Epstein	A45C 11/02						
					D9/420						
D801,040	S *	10/2017	Peng	D3/217						
						D838,325	S *	1/2019	Miller	D21/710
						D846,279	S *	4/2019	Oakley	D3/301
						D902,581	S *	11/2020	Madden	D3/217
						D905,428	S *	12/2020	Natsume	D3/263
						D910,757	S *	2/2021	Green	D21/303
						2004/0188287	A1 *	9/2004	Molnar	A45C 11/24
											206/311
						2005/0269241	A1 *	12/2005	Brooks	H01L 21/67386
											206/710
						2006/0038341	A1 *	2/2006	Konstant	A63B 67/06
											273/348
						2006/0207900	A1 *	9/2006	Lytle	A45C 7/0086
											206/315.9
						2008/0042360	A1 *	2/2008	Veikley	A63B 67/06
											273/398
						2012/0235356	A1 *	9/2012	Weiss	A63F 1/04
											273/398
						2018/0056155	A1 *	3/2018	McAuley	A63B 63/08
						2018/0085649	A1 *	3/2018	O'Neill	F21V 23/02

* cited by examiner

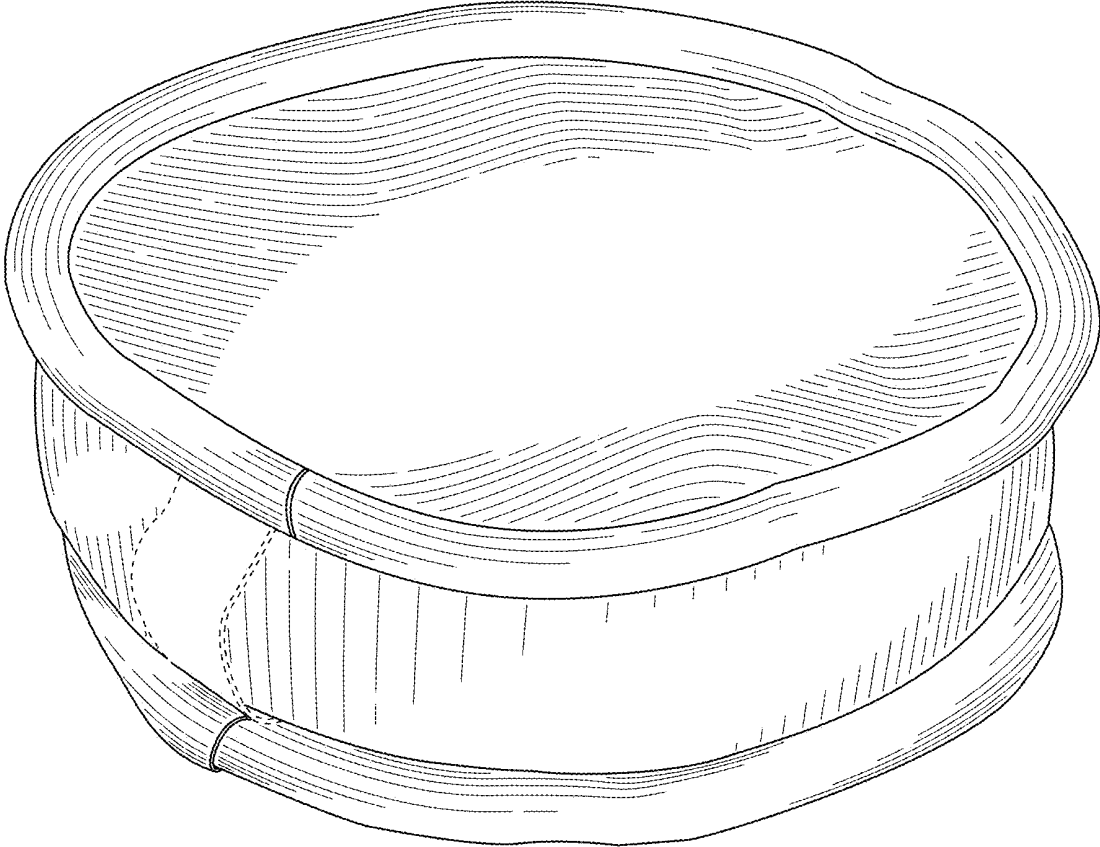


FIG. 1

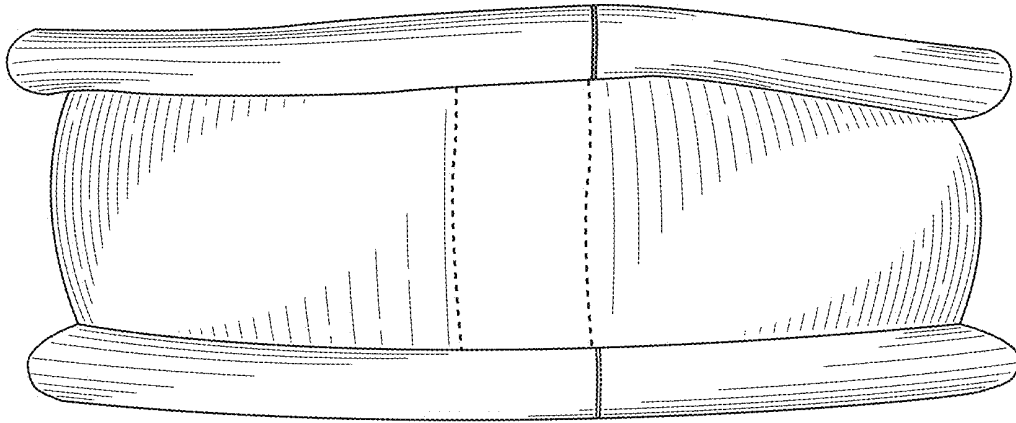


FIG. 2

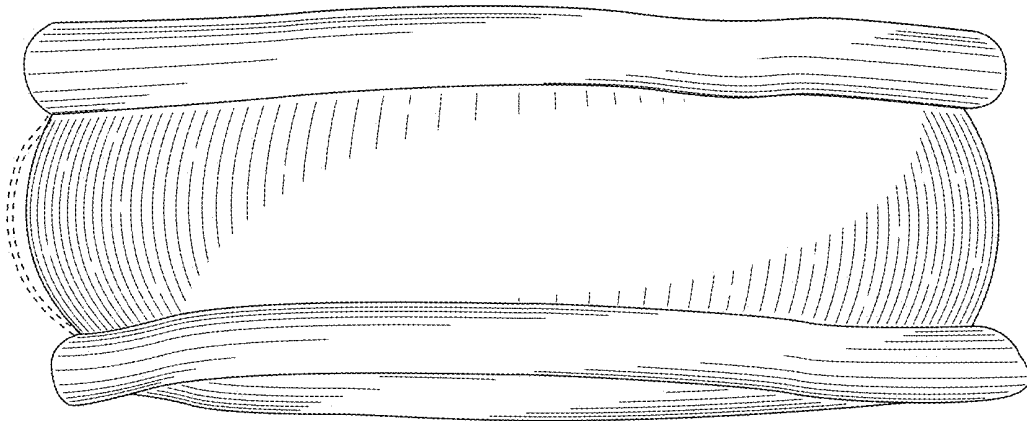


FIG. 3

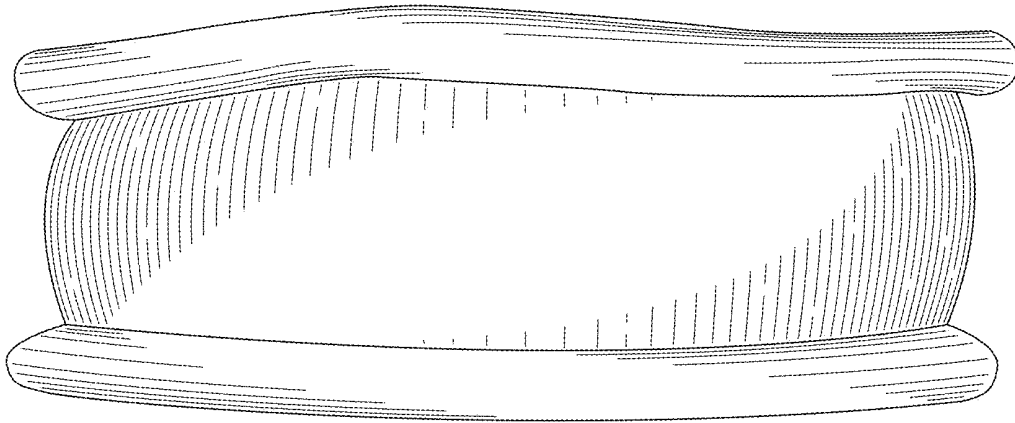


FIG. 4

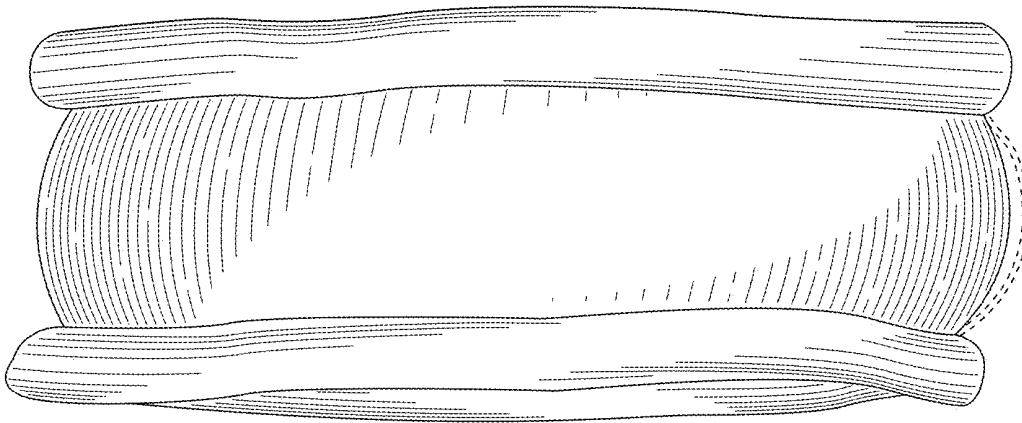


FIG. 5




FIG. 6

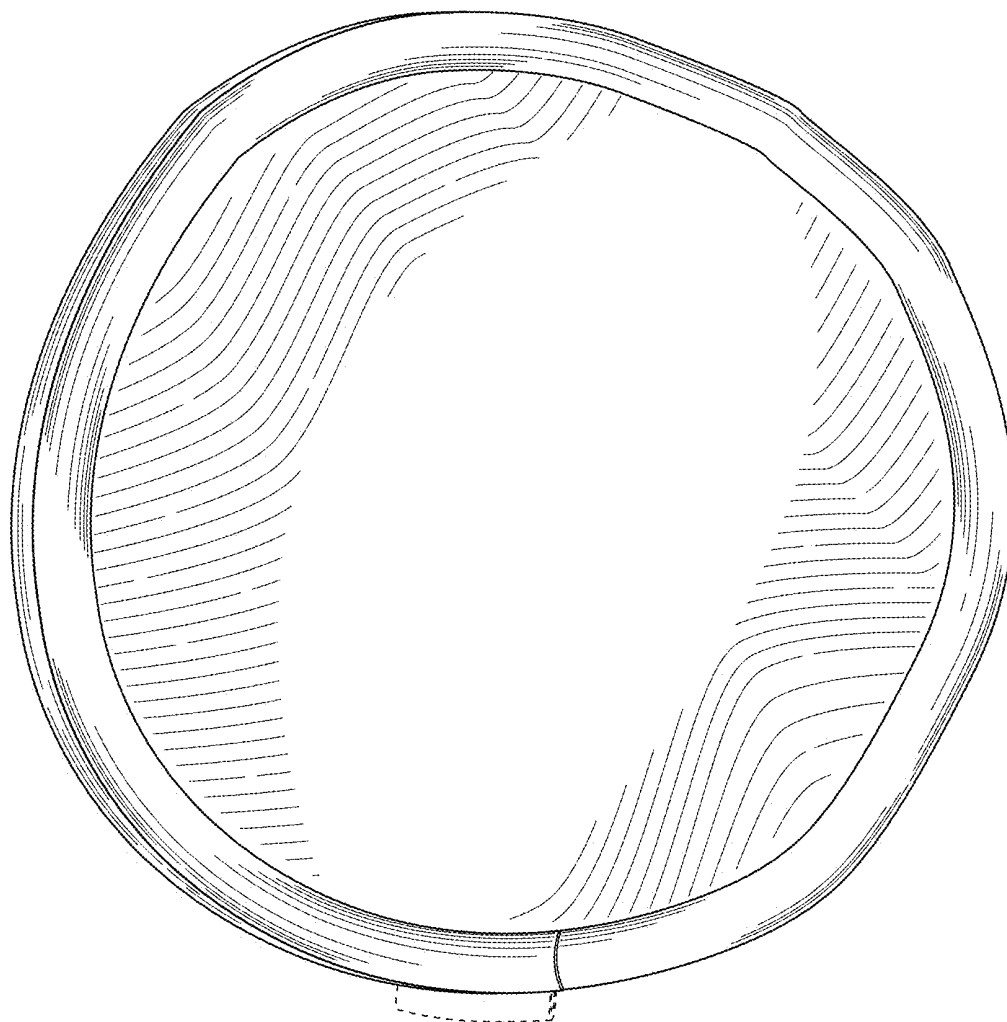


FIG. 7