



US00D997611S

(12) **United States Design Patent** (10) **Patent No.:** **US D997,611 S**
Carr (45) **Date of Patent:** **** Sep. 5, 2023**

(54) **STANDING SHELF**

FOREIGN PATENT DOCUMENTS

(71) Applicant: **Umbra LLC**, Buffalo, NY (US)

CN 305590475 * 2/2020
CN 306757004 * 8/2021

(72) Inventor: **Matthew J. Carr**, Toronto (CA)

(Continued)

(73) Assignee: **UMBRA LLC**, Buffalo, NY (US)

OTHER PUBLICATIONS

(**) Term: **15 Years**

Umbra Bellwood Freestand Shelf, Amazon Product listing (Dated to May 4, 2023), Retrieved from the Internet (Jun. 29, 2023), URL: https://www.amazon.com/dp/B09SGR8HT5/ref=twister_B0B3TSJG1L?_encoding=UTF8&th=1 (Year: 2023).*

(21) Appl. No.: **29/782,856**

(Continued)

(22) Filed: **May 10, 2021**

(51) **LOC (14) Cl.** **06-04**

(52) **U.S. Cl.**

USPC **D6/675.1**

(58) **Field of Classification Search**

USPC D6/675, 675.1, 337, 381, 506, 674, 672, D6/702, 675.3, 661, 657, 675.2, 641, 642, D6/685, 686; D21/814; D25/56

CPC A47C 7/66; A47C 1/14; E04H 15/008; A47F 5/13; A47F 5/10; A47F 5/137; A47B 57/265; A47B 47/0083; A47B 2031/004; A47B 31/00

See application file for complete search history.

Primary Examiner — Steven J Czyz

Assistant Examiner — Varun Salil Kamat

(74) Attorney, Agent, or Firm — Simpson & Simpson, PLLC

(57) **CLAIM**

The ornamental design for a standing shelf, as shown and described.

DESCRIPTION

(56) **References Cited**

U.S. PATENT DOCUMENTS

D113,732 S * 3/1939 Erikson D6/675.4
D114,228 S * 4/1939 May D6/675.1
D213,740 S * 4/1969 Federman D6/675.2
D301,652 S * 6/1989 Roberts D34/21
D312,364 S * 11/1990 Keller D6/675.1
D316,198 S * 4/1991 Kee D6/675.2
D316,494 S * 4/1991 Kee D6/675.2
D319,356 S * 8/1991 Vukelich, Sr. D6/675.1
D320,901 S * 10/1991 Yau Kee D6/675.1
D397,888 S * 9/1998 Teng D6/675.2
D557,520 S * 12/2007 Samtani D6/675.1
D648,969 S * 11/2011 Cittadino D6/675
D732,323 S * 6/2015 Ho D6/675
D825,959 S * 8/2018 Rockwell D6/675.3

(Continued)

FIG. 1 is a perspective view of the standing shelf of the present invention;

FIG. 2 is a front elevation view of the standing shelf shown in FIG. 1;

FIG. 3 is a rear elevation view of the standing shelf shown in FIG. 1;

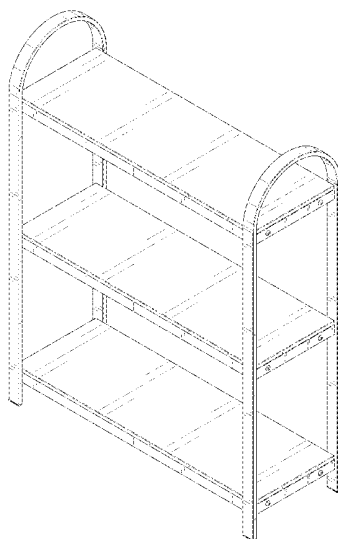
FIG. 4 is a left elevation view of the standing shelf shown in FIG. 1;

FIG. 5 is a right elevation view of the standing shelf shown in FIG. 1;

FIG. 6 is a top plan view of the standing shelf shown in FIG. 1; and,

FIG. 7 is a bottom plan view of the standing shelf shown in FIG. 1.

1 Claim, 5 Drawing Sheets



(56)

References Cited

U.S. PATENT DOCUMENTS

D835,437 S * 12/2018 Stukenberg D6/675
D887,749 S * 6/2020 Ringefelt D6/675
D972,870 S * 12/2022 Sun D6/675.1
D985,978 S * 5/2023 Carr D6/675.1
2021/0353058 A1 * 11/2021 Tuang A47B 65/15

FOREIGN PATENT DOCUMENTS

CN 307541048 * 9/2022
EM 008683916-0002 * 9/2021

OTHER PUBLICATIONS

Max Houser Storage Rack, Amazon Product listing (Posted Dec. 1, 2020), Retrieved from the Internet (Jun. 29, 2023), URL: <https://www.amazon.com/MAX-Houser-Shelving-Standing-Bathroom/dp/B08PCXC97Y/> (Year: 2020).*

Archie Shelving, Woodreview Article (Dated to Dec. 31, 2022) Retrieved from the Internet (Jun. 29, 2023), URL: <https://www.woodreview.com.au/photocompentry/archie-shelving-unit> (Year: 2022).*

* cited by examiner

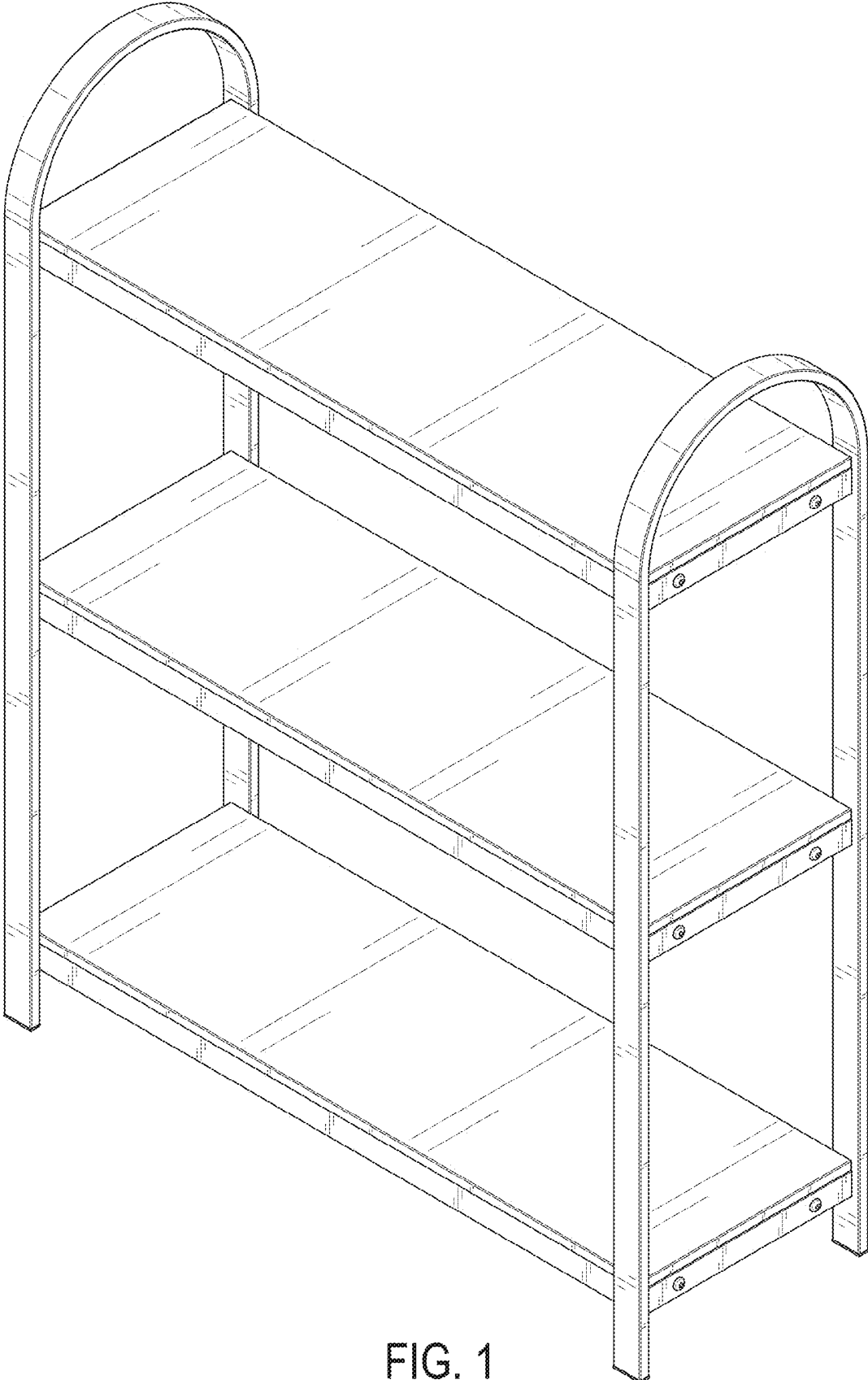


FIG. 1




FIG. 2




FIG. 3

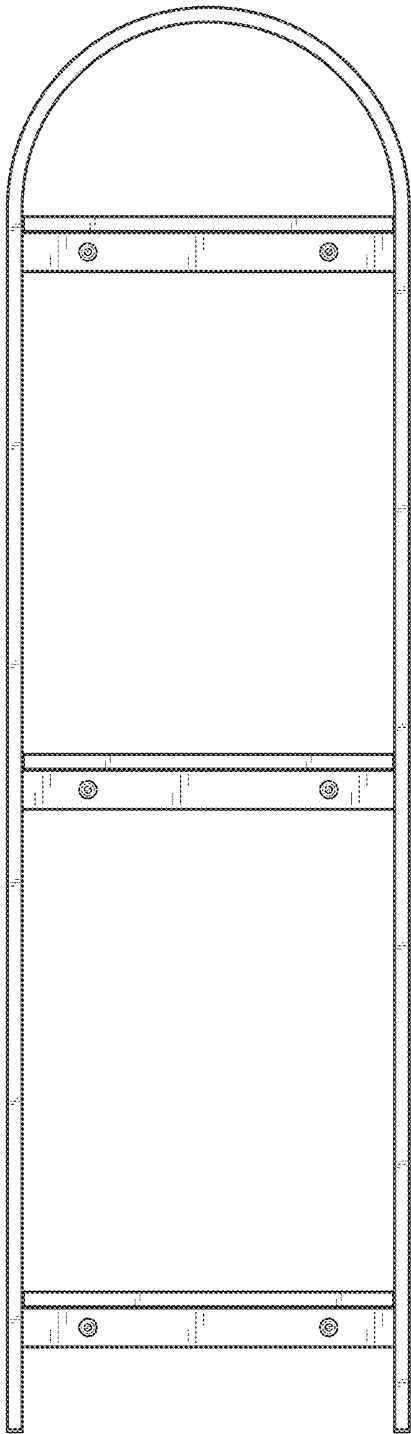


FIG. 4

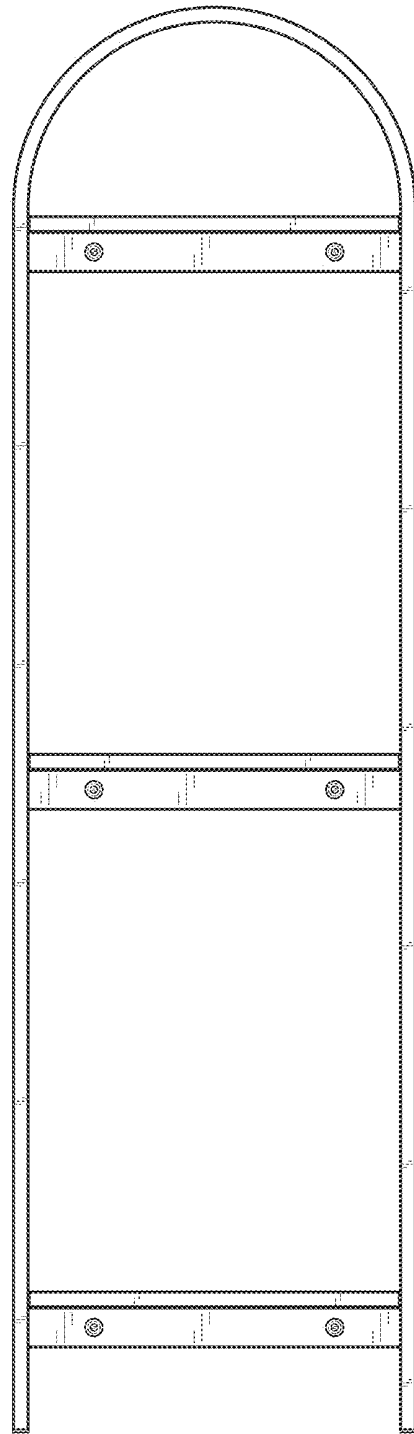


FIG. 5

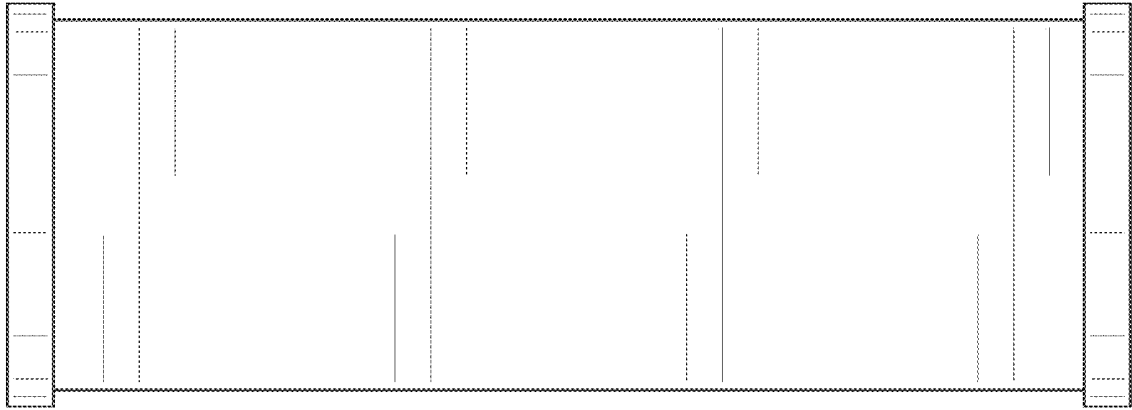


FIG. 6

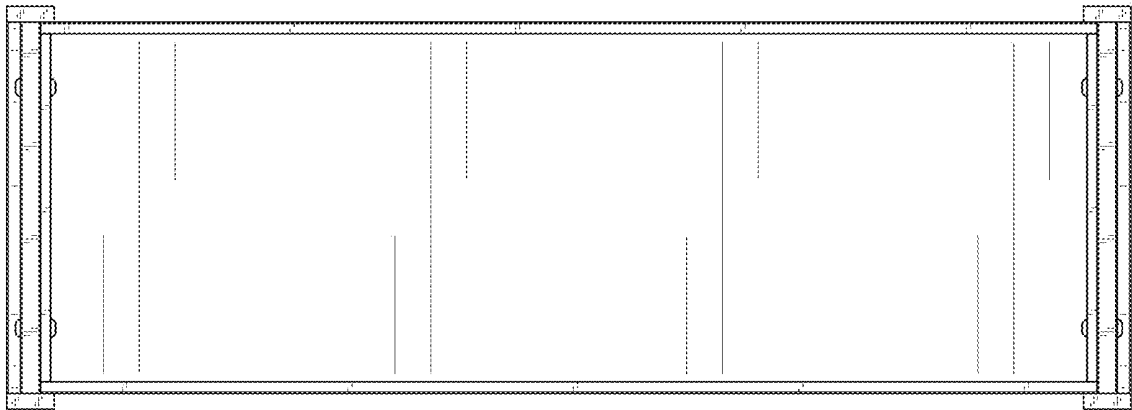


FIG. 7